

COVER SHEET

0	0	0	0	0	0	0	0	9	1	4	4	7
---	---	---	---	---	---	---	---	---	---	---	---	---

SEC Registration Number

S	E	M	I	R	A	R	A	M	I	N	I	N	G	A	N	D	P	O	W	E	R
C	O	R	P	O	R	A	T	I	O	N											

(Company's Full Name)

2	n	d	F	l	o	o	r	D	M	C	I	P	L	A	Z	A						
2	2	8	1	D	O	N	C	H	I	N	O	R	O	C	E	S	A	V	E	N	U	E
M	A	K	A	T	I	C	I	T	Y													

(Business Address: No. Street City/Town/Province)

John R. Sadullo

(Contact Person)

888-3055

(Company Telephone Number)

1 2	3 1
-----	-----

(Fiscal Year)

2 0 - I S

(Form Type)

--	--

Month Day
(Annual Meeting¹)

--

(Secondary License Type, If Applicable)

CFD

Dept. Requiring this Doc.

--

Amended Articles Number/Section

--

Total No. of Stockholders

Total Amount of Borrowings	
Domestic	Foreign

To be accomplished by SEC Personnel concerned

--	--	--	--	--	--	--	--	--	--	--	--

File Number

_____ LCU

--	--	--	--	--	--	--	--	--	--	--	--

Document ID

_____ Cashier

S T A M P S

Remarks: Please use BLACK ink for scanning purposes.

¹ First Monday of May of each year.


Republic of the Philippines}
Makati City, Metro Manila} S.S.

CERTIFICATION

I, **JOHN R. SADULLO**, of legal age, Filipino, with office address located at 2nd Floor, DMCI Plaza, 2281 Don Chino Roces Avenue, Makati City, under oath, do hereby depose and state that:

1. I am the incumbent Corporate Secretary of **Semirara Mining and Power Corporation**, (the "Corporation"), a corporation duly organized and existing under the laws of the Republic of the Philippines, with the same office address above-mentioned;
2. As such, I am the custodian of, and have access to, the corporate minutes of meetings, books and records of the Corporation;
3. Based on available records with the Corporation none of the named directors and officers of the Corporation are working or connected with, directly or indirectly, with the Government; and
4. I am issuing this Certification to attest to the truthfulness of the information contained in the Corporation's Information Statement (SEC Form 20-IS) and in compliance with the requirement of the Securities and Exchange Commission.


IN ATTESTATION OF THE ABOVE, I have signed this Certificate this MAR 19 2019 day of March 2019, at Makati City, Philippines.


JOHN R. SADULLO
Corporate Secretary

MAR 19 2019

SUBSCRIBED AND SWORN, to before me on this ___ day of March 2019, at Makati City, by John R. Sadullo who has satisfactory proven to me his identity through his Passport with No. P0031808A issued at DFA, Manila on October 11, 2016, bearing his photograph and signature; and that he is the same person who personally signed before me the foregoing Secretary's Certificate and acknowledged that he executed the same.

Doc. No. 498 ;
Page No. 96 ;
Book No. V ;
Series of 2019.


Atty. REDENCIO C. VILLARIVERA
Notary Public for Makati City
For the term ending 31 December 2019
Roll No. 45335; Appointment No. M-309
4th Floor Dacon Building No. 2281
Pasong Tamo Extension, Makati City
IBP No. 059216/Jan. 7, 2019/Makati City
PTR No. 7335907/Jan. 7, 2019/Makati City
MCLE No. V-0024348, November 7, 2016

CERTIFICATION OF INDEPENDENT DIRECTOR

I, **ROGELIO M. MURGA**, of legal age, Filipino, with address located at No. 5 Kalaw, Miranila Homes, Brgy. Pasong Tamo, Quezon City, after being duly sworn to in accordance with law do hereby declare that:

1. I am an independent director of Semirara Mining and Power Corporation (the "Corporation") and have been its independent director since November 11, 2014.
2. I am affiliated with the following companies or organizations (including Government-Owned and Controlled Corporations):

Company/Organization	Position/Relationship	Period of Service
Private Infra Dev Corporation	Chairman and CEO	2009 – Present
Meralco Industrial Engineering Services Corp.	Independent Director	2007 – Present
SEM-Calaca Power Corporation	Independent Director	2015 – Present
Southwest Luzon Power Generation Corporation	Independent Director	2017 – Present

3. I possess all the qualifications and none of the disqualifications to serve as an independent director of the Corporation, as provided for in Section 38 of the Securities Regulation Code, its Implementing Rules and Regulations and other SEC issuances.
4. I am not related to any of the directors/officers/substantial shareholders of the Corporation, its subsidiaries and affiliates, nor a relative in any other way than the relationship provided under Rule 38.2.3 of the Securities Regulation Code.
5. To the best of my knowledge, I am not the subject of any pending criminal or administrative investigation or proceeding.
6. I am not an officer or director of any government agency.
7. I shall faithfully and diligently comply with my duties and responsibilities as independent director under the Securities Regulation Code and its Implementing Rules and Regulations, Code of Corporate Governance and other SEC issuances.
8. That I shall inform the Corporate Secretary of the Corporation of any changes in the above-mentioned information within five (5) days from its occurrence.

Done on this ____ day of MAR 19 2019 2019, Makati City, Metro Manila, Philippines.

ROGELIO M. MURGA
Affiant

SUBSCRIBED AND SWORN to before me on this ____ day of MAR 19 2019 2019, affiant exhibited to me his Philippine Passport with No. EC3766038 and will expire on March 22, 2020 bearing his photograph and signature, and that he is the same person who personally signed before me the foregoing Certification and acknowledged that he executed the same.

Doc. No. 496 ;
Page No. 96 ;
Book No. V ;
Series of 2019.

Atty. REDENCIO C. VILLARIVERA
Notary Public for Makati City
For the term ending 31 December 2019
Roll No. 45335; Appointment No. M-309
4th Floor Dacon Building No. 2281
Pasong Tamo Extension, Makati City
IBP No. 059216/Jan.7, 2019/Makati City
PTR No. 7335907/Jan. 7, 2019/Makati City
MCLE No. V-0024348, November 7, 2016

CERTIFICATION OF INDEPENDENT DIRECTOR

I, **HONORIO O. REYES-LAO**, of legal age, Filipino, with address located at No. 10 Dampol St., Damar Village, Quezon City, after being duly sworn to in accordance with law do hereby declare that:


1. I am an independent director of Semirara Mining and Power Corporation (the "Corporation") and have been its independent directors since May 2, 2017.
2. I am affiliated with the following companies or organizations (including Government-Owned and Controlled Corporations):

Company/Organization	Position/Relationship	Period of Service
DMCI Holdings, Inc.*	Independent Director	2009-present
Philippine Business Bank*	Director	2010-present
Space2Place, Inc.	Chairman, Director	2014-present
Southwest Luzon Power Generation Corporation	Independent Director	2017-Present
SEM-Calaca Power Corporation	Independent Director	2017-Present

**listed company*

3. I possess all the qualifications and none of the disqualifications to serve as an independent director of the Corporation, as provided for in Section 38 of the Securities Regulation Code, its Implementing Rules and Regulations and other SEC issuances.
4. I am not related to any of the directors/officers/substantial shareholders of the Corporation, its subsidiaries and affiliates, nor a relative in any other way than the relationship provided under Rule 38.2.3 of the Securities Regulation Code.
5. To the best of my knowledge, I am not the subject of any pending criminal or administrative investigation or proceeding.
6. I am not an officer or director of any government agency.
7. I shall faithfully and diligently comply with my duties and responsibilities as independent director under the Securities Regulation Code and its Implementing Rules and Regulations, Code of Corporate Governance and other SEC issuances.
8. That I shall inform the Corporate Secretary of the Corporation of any changes in the above-mentioned information within five (5) days from its occurrence.

Done on this ___ day of MAR 19 2019 2019, Makati City, Metro Manila, Philippines.



HONORIO O. REYES-LAO

Affiant

SUBSCRIBED AND SWORN to before me on this MAR 19 2019 day of MAR 19 2019 2019, affiant exhibited to me his Philippine Passport with No. EC0087958 issued on January 23, 2014 at DFA, Manila bearing his photograph and signature, and that he is the same person who personally signed before me the foregoing Certification and acknowledged that he executed the same.

Doc. No. 495 ;
Page No. 95 ;
Book No. V ;
Series of 2019.

ATTY. REDENCIO C. VILLARIVERA
Notary Public for Makati City
For the term ending 31 December 2019
Roll No. 45335; Appointment No. M-309
4th Floor Dacon Building No. 2281
Pasong Tamo Extension, Makati City
IBP No. 059216/Jan.7, 2019/Makati City
PTR No. 7335907/Jan. 7, 2019/Makati City
MCLE No. V-0024348, November 7, 2016

**SECURITIES AND EXCHANGE COMMISSION
SEC FORM 20-IS
INFORMATION STATEMENT PURSUANT TO SECTION 20
OF THE SECURITIES REGULATION CODE**

1. Check appropriate box
 Preliminary Information Statement
 Definitive Information Statement
2. Name of Corporation as specified in its charter: **Semirara Mining and Power Corporation**
3. Province, Country, or other jurisdiction of incorporation or organization: **Philippines**
4. SEC Identification No.: **91447**
5. BIR Tax Identification No.: **000-190-324-000**
6. Address of Principal office: **2/F DMCI Plaza, 2281 Don Chino Roces Ave., Makati City, Philippines**
7. Corporation's telephone number, including area code: **(2) 888-3000, 816-7301 to 10**
8. Date, time and place of meeting of Security Holders: **May 6, 2019, 10:00 A.M., Main Lounge, Manila Polo Club, Inc., McKinley Rd., Forbes Park, Makati City 1220, Philippines**
9. Approximate Date on which the Information Statement is to be sent or given to Security Holders: **April 10, 2019**
10. **In case of Proxy Solicitations:**
Name of Person Filing the Statement/Solicitor: The Management of the Corporation
**Address and Telephone No.: 2/F DMCI Plaza
 2281 Don Chino Roces Ave., Makati City, Philippines
 (632) 888-3000/816-7301 to 10**
11. Securities registered pursuant to Sections 8 and 12 of the Securities Regulation Code or Sections 4 and 9 of the Revised Securities Act:

Title of Each Class	Number of Shares of Stock
Common Shares	4,250,547,620 ¹
12. Are any or all of Corporation's securities listed with the Philippine Stock Exchange?
 Yes No
 Listed at Philippine Stock Exchange: **Common Shares**

¹ 14,061,670 are treasury shares as of March 15, 2019, Record Date.

SEMIRARA MINING AND POWER CORPORATION
SEC FORM 20-IS

TABLE OF CONTENTS

Part I - INFORMATION REQUIRED IN THE INFORMATION STATEMENT -----	4
A. General Information -----	4
Item 1. Date, Time and Place of Meeting -----	4
Item 2. Dissenter's Right of Appraisal -----	4
Item 3. Interest of Certain Persons or Opposition -----	4
B. Control and Compensation Information -----	5
Item 4. Voting Securities and Principal Holders -----	5
a. Outstanding Shares -----	5
b. Record Date -----	5
c. Items for Stockholders' Approval -----	5
d. Security Ownership of Certain Record -----	5
e. Security Ownership of Management -----	6
f. Voting Trust Holders of 5% or more -----	6
g. Changes in Control -----	6
h. Certain Relationship and Related Transactions -----	6
Item 5. Directors and Executive Officers -----	10
a. Names, Ages and Citizenship -----	10
1 Directors -----	10
2 Executive Officers -----	11
b. Term of Office -----	12
c. Independent Directors -----	12
d. Other Directorship Held in Reporting Companies -----	12
e. Family Relationship -----	12
f. Legal Proceedings -----	12
g. Significant Employees -----	13
Item 6. Compensation of Directors and Executive Officers -----	14
a. Compensation of Directors and Executive Officers -----	14
b. Employment Contracts, Compensatory Plan or Arrangement -----	14
c. Stock Warrants or Options -----	14
Item 7. Independent Public Accountant -----	14
C. Issuance and Exchange of Securities -----	15
D. Other Matters -----	15
Item 8. Summary of Matters to be Submitted to Stockholders for Approval -----	15
a. Approval of Previous Minutes of Meeting -----	15
b. Approval of Management Report -----	15
c. Ratification of Corporate Acts -----	15
d. Re-appointment of an Independent External Auditor -----	15
e. Election of Directors -----	15
Item 9. Voting Procedures -----	15
Item 10. Market for Registrant's Common Equity -----	16
PART II - PROXY FORM -----	16
PART III - SIGNATURE -----	19

SCHEDULES

Schedule 1 (Beneficial Ownership of Principal Stockholder) -----	20
Schedule 2 (List of Candidates) -----	20
Schedule 3 (2018 Summary of Board Acts and Resolutions) -----	29

ATTACHMENTS

NOTICE OF ANNUAL STOCKHOLDERS' MEETING

PROXY FORM

MANAGEMENT REPORT

PART I.

INFORMATION REQUIRED IN INFORMATION STATEMENT

A. GENERAL INFORMATION

Item 1. Date, Time and Place of Meeting

The enclosed Information Statement will be used in connection with the annual meeting of the stockholders of Semirara Mining and Power Corporation (the "Corporation" or "SMPC") to be held on **May 6, 2019, at 10:00 a.m., Main Lounge, Manila Polo Club, Inc., McKinley Rd., Forbes Park, Makati City 1220, Philippines.**

The Definitive Information Statement will be sent to the stockholders of record as of March 15, 2019 (the "Record Date") at least fifteen (15) business days prior to May 6, 2019 or not later than April 10, 2019. The matters to be considered and acted upon at such meeting are referred to in the Notice and are more fully discussed in this statement. SMPC's complete mailing address is at **2nd Floor, DMCI Plaza, 2281 Don Chino Roces Avenue, Makati City, Philippines.**

Item 2. Dissenter's Right of Appraisal

Pursuant to Sec. 81, BP 68 (Corporation Code of the Philippines), a stockholder has the right to dissent and demand payment of the fair value of his shares in the following instances:

- (a) In case any amendment to the articles of incorporation has the effect of changing or restricting the rights of any stockholders or class of shares, or of authorizing preferences in any respect superior to those of outstanding shares of any shares of any class, or of extending or shortening the term of corporate existence.
- (b) In case of sale, lease, exchange, transfer, mortgage, pledge or other disposition of all or substantially all of the corporate property and assets as provided in the Corporation Code;
- (c) In case the corporation decides to invest its funds in another corporation or business outside of its primary purpose; and
- (c) In case of merger or consolidation.

A stockholder must have voted against the proposed corporate action in order to avail himself of the appraisal right. The procedure for the exercise by a dissenting stockholder of his appraisal right is as follows:

- (a) The dissenting stockholder shall make a written demand on the corporation within 30 days after the date on which the vote was taken for payment for the fair value of his shares. The failure of the stockholder to make the demand within 30-day period shall be deemed a waiver on his appraisal right;
- (b) If the proposed corporate action is implemented or effected, the corporation shall pay to such stockholder, upon surrender of corresponding certificate(s) of stock within 10 days after demanding payment for his shares (Sec. 86, BP 68), the fair value thereof; and
- (c) Upon payment of the agreed or awarded price, the stockholder shall transfer his share to the corporation.

Appraisal right is not available for any items of the agenda for the May 6, 2019 stockholders' meeting.

Item 3. Interest of Certain Persons in or Opposition to Matters to be acted upon

Other than election to office, no director, officer, nominee for election as director or associate of any of the foregoing have a substantial interest, direct or otherwise, in any matter to be acted upon at the annual stockholders' meeting.

No director has informed SMPC that he/she intends to oppose any action to be taken up by SMPC at the annual stockholders' meeting.

B. CONTROL AND COMPENSATION INFORMATION

Item 4. **Voting Securities and Principal Holders Thereof**

- (a) As of March 15, 2019 outstanding common shares stands at 4,250,547,620.
- (b) The Board of Directors of SMPC has set March 15, 2019, as the Record Date to determine the stockholders entitled to notice of and to vote at the annual stockholders' meeting scheduled on May 6, 2019. SMPC's outstanding shares are all classified as common shares. Below is the equity ownership of foreigners in SMPC:

Location of Stockholders	No. of Stockholders	%	No. of Shares	%
China	8	1.11	505,560	0.01
India	1	0.14	10,520	0.00
USA	1	0.14	137,237	0.00
Australia	1	0.14	137,237	0.00
United Kingdom	1	0.14	450	0.00
Others ²	1	0.14	196,190,762	4.16

- (c) At the annual stockholders' meeting to be held on May 6, 2019, the holders of common shares as of the Record Date shall be entitled to vote on the following items, each share of outstanding common stock shall be entitled to one (1) vote: (i) approval of the minutes of the previous meeting of stockholders held on May 7, 2018; (ii) approval of the Management Report; (iii) ratification of the acts of the Board of Directors and Management from the date of the last annual stockholder's meeting up to the date of this meeting; and (iv) approval of the re-appointment of independent external auditor.

In the election of directors, every stockholder entitled to vote shall have the right to vote in person or by proxy the number of common shares of stock standing in his name as of Record Date. A stockholder entitled to vote may vote such number of shares for as many persons as there are directors to be elected, or he may cumulate said shares and give one candidate as many votes as the number of directors to be elected multiplied by the number of his shares shall equal, or he may distribute them on the same principle among as many candidates as he shall see fit. Provided, that the total number of votes cast by him shall not exceed the number of shares owned by him as shown in the books of SMPC multiplied by the whole number of directors to be elected. No discretionary authority to cumulate votes is being solicited.

- (d) **Security Ownership of Certain Record and Beneficial Owners and Management.** - The following table sets forth as of March 15, 2019, the record or beneficial owners of more than five percent (5%) of the outstanding common shares of SMPC and the amount of such record or beneficial ownership.

Title of Class	Name, Address of record owner and relationship with Issuer	Name of Beneficial Owner of more than 5% and Relationship with Record Owner	Citizenship	Amount/ Nature of Record/ Beneficial Ownership	Percent of Class
Common	DMCI Holdings, Inc. 3/F Dacon Bldg, 2281 Don Chino Roces Ave., Makati City, stockholder of record ³	<i>See Schedule 1</i>	Filipino	2,407,770,396	56.65%
Common	PCD Nominee Corp. (Filipino), stockholder of record	No stockholders owning 5% or more under PCD Nominee Corp. (Filipino)	Filipino	791,744,751	18.63%

² PCD Nominee Corp. (Foreign) as stated under Item 4(d) below.

³ Messrs. Isidro A. Consunji, Herbert M. Consunji and Cesar A. Buenaventura shall exercise the voting rights in behalf of DMCI Holdings, Inc.

Common	Dacon Corporation, Dacon Bldg., 2281 Don Chino Roces Ave., Makati City, stockholder of record ⁴	<i>See Schedule 1</i>	Filipino	532,993,408	12.54%
--------	--	-----------------------	----------	-------------	--------

- (e) **Security Ownership of Management.** - The table sets forth as of March 15, 2019 the beneficial stock ownership of each director of SMPC and all officers and directors as a group.

Title of class	Name of beneficial owner	Amount and nature of beneficial ownership			Citizenship	%
		Direct	Indirect ⁵	Total		
Common	Isidro A. Consunji	24,144	4,679,672	4,703,816	Filipino	0.11
Common	Cesar A. Buenaventura	72,120	-	72,120	Filipino	0.00
Common	Jorge A. Consunji	500,144	2,114,956	2,615,100	Filipino	0.06
Common	Herbert M. Consunji	240,120	-	240,120	Filipino	0.00
Common	Honorio O. Reyes-Lao	1,236,040	562,480	1,798,520	Filipino	0.04
Common	Rogelio M. Murga	40,040	-	40,040	Filipino	0.00
Common	Maria Cristina C. Gotianun	1,428	11,317,889	11,319,317	Filipino	0.27
Common	Ma. Edwina C. Laperal	4,188	7,419,084	7,423,272	Filipino	0.17
Common	Josefa Consuelo C. Reyes	412,400	1,913,600	2,326,000	Filipino	0.05
Common	Luz Consuelo A. Consunji	45,040	-	45,040	Filipino	0.00
Common	Junalina S. Tabor	-	-	-	Filipino	0.00
Common	Jaime B. Garcia	1,943,768	-	1,943,768	Filipino	0.05
Common	Nena D. Arenas	16,000	-	16,000	Filipino	0.00
Common	John R. Sadullo	-	-	-	Filipino	0.00
Common	Antonio R. Delos Santos	110,000	-	110,000	Filipino	0.00
Common	Jose Anthony T. Villanueva	3,000	55,560	58,560	Filipino	0.00
Common	Andreo O. Estrellado	-	-	-	Filipino	0.00
Common	Sharade E. Padilla	22,500	1,080	23,580	Filipino	0.00
Common	Ruben P. Lozada	475,200	-	475,200	Filipino	0.01
Common	Carla Cristina T. Levina	-	-	-	Filipino	0.00
Common	Karmine Andrea B. San Juan	120	-	120	Filipino	0.00
Common	Jojo L. Tandoc	400	-	400	Filipino	0.00
Aggregate Ownership of all directors and officers as a group		5,146,652	28,064,321	33,210,973	Filipino	0.78

The percentages of ownership of the above officers and directors are minimal. There are no arrangements, which may result in a change in control of the registrant.

- (f) **Voting trust holders of five percent (5%) or more.** - There are no voting trust agreements or any other similar agreement which may result in a change in control of SMPC of which SMPC has any knowledge.
- (g) **Changes in Control.** - From May 7, 2018 to date, there has been no change in control in the Management of SMPC.
- (h) **Certain Relationship and Related Transactions.** - In 2018, Related Party Transactions are ordinary and normal in the course of business and did not include financial assistance or loans to affiliates or related entities which are not wholly-owned subsidiaries. Note 19 of the attached Audited Consolidated Financial Statements for the period ended December 31, 2018 indicate significant transactions with related parties. Below are the descriptions of said transactions:

⁴ Messrs. Isidro A. Consunji, Jorge A. Consunji, Maria Cristina C. Gotianun, Josefa Consuelo C. Reyes, Ma. Edwina C. Laperal, and Luz Consuelo A. Consunji shall exercise the voting rights in behalf of Dacon Corporation.

⁵ Shares are either held by members of the family sharing the same household or by a corporation of which the reporting person is a controlling shareholder.

The Group in its regular conduct of business has entered into transactions with related parties. Parties are considered to be related if, among others, one party has the ability, directly or indirectly, to control the other party or exercise significant influence over the other party in making the financial and operating decisions, the parties are subject to common control or the party is an associate or a joint venture. The Group has affiliates enumerated below which are under common control of DMCI-HI and Consunji family.

Except as indicated otherwise, the outstanding accounts with other related parties shall be settled in cash. The transactions are made at terms and prices agreed upon by the parties.

The significant transactions with related parties follow:

2018					
	Reference	Amount/Volume	Receivable (Payable)	Terms	Conditions
<u>Trade receivables (Note 5)</u>					
<i>Entities under common control</i>					
Sale of materials, services and reimbursement of shared expenses	(a)	(₱193,531,095)	₱47,521,278	Noninterest-bearing, due and demandable	Unsecured, no impairment
<u>Trade payables (Note 15)</u>					
<i>Entities under common control</i>					
Operation and maintenance fees	(b)	(₱12,447,959)	(₱38,916,319)	30 days, noninterest-bearing	
Coal handling services	(c)	43,159,133	(109,915,249)	30 days, noninterest-bearing	Unsecured
(Forward)					

2018					
	Reference	Amount/Volume	Receivable (Payable)	Terms	Conditions
Mine exploration and hauling services	(d)	(₱63,705,310)	(₱128,505,310)	30 days, noninterest-bearing	Unsecured
Construction and other outside services	(e)	387,519,102	(541,158,642)	30 days for monthly billings and portion after expiration of retention period, noninterest-bearing	Unsecured
Retention payable		343,952,771	(11,742,740)	30 days, noninterest-bearing	Unsecured
Purchases of office supplies and refreshments	(f)	(211,614)	(735,075)	30 days, noninterest-bearing	Unsecured
Land and warehouse rental expenses	(g)	60,257,156	(6,628,795)	30 days, noninterest-bearing	Unsecured
Aviation services	(h)	(13,563,622)	(25,805,000)	30 days, noninterest-bearing	Unsecured
Arrastre and cargo services	(i)	102,346	(1,620,561)	30 days, noninterest-bearing	Unsecured
Others	(a)	32,000	(1,500)	noninterest-bearing	Unsecured
		₱745,094,003	(₱865,029,191)		

2017

	Reference	Amount/Volume	Receivable (Payable)	Terms	Conditions
Trade receivables (Note 5)					
<i>Entities under common control</i>					
Sale of materials, services and reimbursement of shared expenses	(a)	₱153,390,884	₱241,052,373	Noninterest-bearing, due and demandable	Unsecured, no impairment
Trade payables (Note 15)					
<i>Entities under common control</i>					
Operation and maintenance fees	(b)	₱326,525,568	(₱26,468,360)	30 days, noninterest-bearing	
Coal handling services	(c)	853,745,798	(153,074,382)	30 days, noninterest-bearing	Unsecured
Mine exploration and hauling services	(d)	64,800,000	(64,800,000)	30 days, noninterest-bearing	Unsecured
Construction and other outside services	(e)	966,832,736	(928,677,744)	30 days for monthly billings and portion after expiration of, retention period, noninterest-bearing	Unsecured
Retention payable		5,699,192	(355,695,511)	30 days, noninterest-bearing	Unsecured
Purchases of office supplies and refreshments	(f)	-	(523,461)	30 days, noninterest-bearing	Unsecured
Land and warehouse rental expenses	(g)	64,983,195	(66,885,951)	30 days, noninterest-bearing	Unsecured
Aviation services	(h)	103,559,792	(12,241,378)	30 days, noninterest-bearing	Unsecured
Arrastre and cargo services	(i)	5,685	(1,722,907)	30 days, noninterest-bearing	Unsecured
Reimbursement of shared expenses	(a)	32,000	(33,500)	30 days, noninterest-bearing	Unsecured
		₱2,386,183,966	(₱1,610,123,194)		
Other noncurrent liabilities (Note 12)					
<i>Entities under common control</i>					
Retention payable	(k)	₱-	(₱46,231,575)	Noninterest-bearing	Unsecured

- a. This pertains to the services rendered, deliveries of goods and reimbursement of expenses advanced by the Group to its affiliates. This includes contracted services, share in rental expenses, office materials and supplies, maintenance and renewal expenses of information systems and compensation settlement from DMCI for the delay of construction of 2x150 MW coal-fired thermal power plant of SLPGC.
- b. SCPC engaged DMCI Power Corporation (DMCI Power), an entity under common control of DMCI-HI, for the management, operation and maintenance of the power plant.
- c. SCPC and SLPGC entered into a voyage charter agreement with DMC Construction Equipment and Resources, Inc. (DMC CERI). SLPGC and SCPC hired St. John Bulk Handlers, Inc. (SJBHI) for its coal handling services. Cost of coal handling services provided by SJBHI to SLPGC are offset against commissioning revenue during the commissioning stage and included in the 'Cost of power sales' after start of commercial operations. While for SCPC, these are included in the 'Cost of power sales' (see Note 21).
- d. DMC-CERI had transactions with the Parent Company for services rendered relating to the Parent Company's coal operations. These include services for the confirmatory drilling for coal reserve and evaluation of identified potential areas, exploratory drilling of other minerals within Semirara Island, dewatering well drilling along cut-off wall of Panian mine and fresh water well drilling for industrial and domestic supply under an agreement. Expenses incurred for said services are included in cost of sales under 'Outside services' in the consolidated statements of comprehensive income (see Note 21).

DMC-CERI operate, maintain and manage Parent Company's marine vessel for use in shiploading and delivery of coal to its various customer. The coal freight billing is on a per metric ton basis plus demurrage charges for delays in loading and unloading of coal cargoes. Expenses incurred for these services are included in cost of sales under 'Hauling and shiploading costs' in the consolidated statements of comprehensive income (see Note 21).

Effective 2018, the Parent Company amended its Operations and Maintenance agreement with DMC-CERI wherein, DMC-CERI will be credited for all the despatch for the early loading and unloading of coal cargoes in the Semirara Port. In addition, demurrage charges shall be charged to the account of DMC-CERI or the customer on the basis of who is at fault to cause the laytime delay.

Furthermore, DMC-CERI provides the Parent Company labor services relating to coal operations including those services rendered by consultants. Expenses incurred for said services are included in cost of sales under 'Direct labor' in the consolidated statements of comprehensive income (see Note 21).

Labor costs related to manpower services rendered by DMC-CERI represent actual salaries and wages covered by the period when the services were rendered to Parent Company in its coal operations. Under existing arrangements, payments of said salaries and wages are given directly to personnel concerned.

- e. The Group contracted DMCI for the construction of its 1x 5 MW Power Plant located at Semirara Island and the construction of SLPGC's 2x150 MW coal-fired thermal power plants in Batangas. Other services include ongoing rehabilitation of existing power plant, and other constructions in compliance with its Corporate Social Responsibility (CSR) such as construction of covered tennis courts, track and field, perimeter fence and others.

In addition, the Group have retention payable to DMCI which represents amounts withheld from payments to contractors as guaranty for any claims against them. These are noninterest-bearing and will be remitted to contractors at the end of the contracted work.

- f. The Group engaged Sirawai Plywood & Lumber Corp. and South Davao Development Corporation to supply various raw materials, office supplies and refreshments.
- g. DMC Urban Property Developers, Inc. (DMC-UPDI) had transactions with the Group representing long-term lease on land, warehouse space and other transactions rendered to the Parent Company necessary for the coal operations. Land and warehouse rental expenses are included in cost of sales under 'Outside services' in the consolidated statements of comprehensive income (see Note 21).
- h. Royal Star Aviation Inc. provide maintenance services and hangarage for the Parent Company's aircraft use to transport supplies, employees and visitors in and out the minesite. The related expenses are included in cost of sales under 'Production overhead' in the consolidated statements of comprehensive income (see Note 21).
- i. In 2018 and 2017, Vincent Arrastre and Cargo Services, Inc. had transactions with the Parent Company for shipsiding services.
- j. Certain number of issued and outstanding shares of SLPGC and SCPC held by the Parent Company were used as a security of the loan availed by SLPGC and SCPC (see Note 14).

All outstanding balances from affiliates are included in receivables under ‘Trade receivables - related parties’ and ‘Trade payables - related parties’ in the consolidated statements of financial position, except for the noncurrent portion of the retention payable which are lodged under ‘Other noncurrent liabilities’ in the consolidated statements of financial position (see Note 12).

Terms and conditions of transactions with related parties

There have been no guarantees and collaterals provided or received for any related party receivables or payables. These accounts are noninterest-bearing and are generally unsecured. Impairment assessment is undertaken each financial year through a review of the financial position of the related party and the market in which the related party operates. As of December 31, 2018 and 2017, there were no impairment losses recognized on related party balances.

Compensation of key management personnel of the Group amounted to ₱255.96 million and ₱217.84 million in 2018 and 2017, respectively.

There are no other agreements between the Group and any of its directors and key officers providing for benefits upon termination of employment, except for such benefits to which they may be entitled under the Group’s pension plan.

Item 5. Directors and Executive Officers

(a) Names, ages and citizenship of all Directors, including Independent Directors and Executive Officers and all persons nominated or chosen to become such

1. **Directors.** - The following incumbent directors have been nominated to the Board of Directors for the ensuing year and have accepted their nomination:

No.	Board	Names	Citizenship	Age
1.	Chairman	Isidro A. Consunji	Filipino	70
2.	Member	Jorge A. Consunji	Filipino	67
3.	Member	Cesar A. Buenaventura	Filipino	89
4.	Member	Maria Cristina C. Gotianun	Filipino	64
5.	Member	Ma. Edwina C. Laperal	Filipino	57
6.	Member	Herbert M. Consunji	Filipino	66
7.	Member	Josefa Consuelo C. Reyes	Filipino	71
8.	Member	Luz Consuelo A. Consunji	Filipino	65
9.	Independent	Honorio O. Reyes-Lao	Filipino	74
10.	Independent	Rogelio M. Murga	Filipino	84

Isidro A. Consunji, Jorge A. Consunji, Herbert M. Consunji, Luz Consuelo A. Consunji, and Cesar A. Buenaventura were formally nominated to the Corporate Governance Committee by a shareholder of SMPC, Maria Cristina C. Gotianun on February 28, 2019. Ms. Gotianun is the sister of Isidro A. Consunji, Jorge A. Consunji, Luz Consuelo A. Consunji and cousin of Herbert M. Consunji. She is not related to Cesar A. Buenaventura. Further, Maria Cristina C. Gotianun, Josefa Consuelo C. Reyes, Ma. Edwina C. Laperal and Nestor D. Dadivas were nominated by Jorge A. Consunji on February 28, 2019. Jorge A. Consunji is the brother of Mses. Gotianun, Reyes and Laperal. He is not related to Nestor D. Dadivas. Finally, Rogelio M. Murga and Honorio O. Reyes-Lao, both independent directors, were nominated by Antonio C. Olizon on March 1, 2019. Mr. Olizon is a non-controlling stockholder of SMPC and is not related by affinity or consanguinity to the nominees.

The deadline for submission of nominees is not later than March 8, 2019 and the validation of proxy is scheduled on April 30, 2019, 4:00 p.m. at the office of SMPC and shall be conducted by the Special Committee of Inspectors designated by the Board.

The nominees to the Board for election at the annual stockholders' meeting on May 6, 2019, have served SMPC for at least five years except for Rogelio M. Murga who joined SMPC as independent director on November 11, 2014. Josefa Consuelo C. Reyes was appointed regular director on March 6, 2015; and Luz Consuelo A. Consunji and Honorio O. Reyes-Lao were elected to the board as regular director and independent director, respectively, at the annual stockholders' meeting on May 2, 2017. Nestor D. Dadivas is a first-time nominee for the stockholders' meeting on May 6, 2019.

The current members of the Corporate Governance Committee of SMPC are as follows: (1) Honorio O. Reyes-Lao (Chairman); (2) Rogelio M. Murga (Member); and (3) Herbert M. Consunji (Member).

The record of attendance of Directors to board meetings for the year 2018 is as follows:

Board	Name	Date of Election	Number of Meeting Held during the Year	Meetings Attended	%
Chairman	Isidro A. Consunji	May 7, 2018	9	9	100
Member	Victor A. Consunji(†)	May 7, 2018	9	9	100
Member	Jorge A. Consunji	May 7, 2018	9	8	89
Member	Herbert M. Consunji	May 7, 2018	9	9	100
Member	Cesar A. Buenaventura	May 7, 2018	9	9	100
Member	Maria Cristina C. Gotianun	May 7, 2018	9	8	89
Member	Ma. Edwina C. Laperal	May 7, 2018	9	7	78
Member	Josefa Consuelo C. Reyes	May 7, 2018	9	7	78
Member	Luz Consuelo A. Consunji	May 7, 2018	9	9	100
Independent	Rogelio M. Murga	May 7, 2018	9	7	78
Independent	Honorio O. Reyes-Lao	May 7, 2018	9	9	100

2. Executive Officers. –

No.	Names	Position	Citizenship	Age
1.	Isidro A. Consunji	Chief Executive Officer	Filipino	70
3.	Maria Cristina C. Gotianun	OIC-President, Executive Vice-President & Chief Information Officer	Filipino	64
4.	Junalina S. Tabor	VP & Chief Finance Officer	Filipino	55
5.	Jaime B. Garcia	VP-Procurement & Logistics	Filipino	63
6.	Nena D. Arenas	VP, Chief Governance Officer & Compliance Officer	Filipino	58
7.	John R. Sadullo	VP-Legal, Corporate Secretary & Corporate Information Officer	Filipino	48
8.	Antonio R. delos Santos	VP-Treasury	Filipino	66
9.	Jose Anthony T. Villanueva	VP-Marketing for Coal	Filipino	54
10.	Andreo O. Estrellado	VP-Power Market & Commercial Operations	Filipino	57
11.	Ruben P. Lozada	VP-Mining Operations & Resident Manager	Filipino	63
12.	Carla Cristina T. Levina	VP-Chief Audit Executive	Filipino	34
13.	Sharade E. Padilla	AVP-Investor & Banking Relations	Filipino	40
14.	Karmine Andrea B. San Juan	AVP-Corporate Planning Power	Filipino	35
15.	Jojo L. Tandoc	VP-Human Resources & Organizational Development	Filipino	42

The summary of the qualifications of all incumbent Directors, nominees for directors for election at the annual stockholders' meeting and Executive Officers of SMPC is set forth in *Schedule 2* hereof.

- (b) **Term of Office.** - The term of office of the Directors and Executive Officers is one (1) year from their election as such and until their successors shall have been elected and qualified.
- (c) **Independent Directors.** - SMPC's Manual on Corporate Governance submitted to SEC on May 30, 2017 requires at least two (2) independent directors. On December 8, 2008, the SEC approved the amendment to SMPC's By-Laws to include Art. III thereof on the adoption of SRC Rule 38 which requires SMPC to have at least two (2) independent directors or such number of independent directors as shall constitute at least twenty percent (20%) of the members of its Board, whichever is lesser. The two (2) nominees for independent directors were nominated on March 1, 2019 by a stockholder of SMPC, Antonio C. Olizon and selected by the Corporate Governance Committee in accordance with the guidelines in the Revised Code of Corporate Governance (SEC Memorandum Circular No. 6, Series of 2009) and the Guidelines on the Nomination and Election of Independent Directors (SRC Rule 38).

SMPC abides with SRC Rule 38, its By-Laws, and the relevant or subsequent circulars, memoranda or notices of SEC regarding the qualifications, nomination and election, the submission of Certificate of Qualification, and the required number of independent directors. DMCI Holdings, Inc. (DHI) is the majority stockholder of SMPC. Honorio O. Reyes-Lao, the nominated independent director is a stockholder and/or independent directors of DHI.

Further, the independent directors herein nominated, Rogelio M. Murga and Honorio O. Reyes-Lao were elected to the Board on November 11, 2014 and May 2, 2017, and have served as such for at least four (4) years and one (1) year, more or less, on the date of the annual stockholders' meeting, respectively Messrs. Murga and Reyes-Lao are compliant with the term limits pursuant to SEC Memorandum Circular No. 4, Series of 2017, which requires that independent directors shall serve for a maximum cumulative term of nine (9) years. Reckoning of the cumulative nine-year term is from 2012.

(d) **Other Directorship Held in Reporting Companies - Naming each Company. -**

Cesar A. Buenaventura	<ul style="list-style-type: none"> ▪ Vice Chairman, DMCI Holdings, Inc. ▪ Independent Director, PetroEnergy Resources Corporation ▪ Independent Director, iPeople, Inc. ▪ Independent Director, Concepcion Industrial Corporation ▪ Independent Director, Pilipinas Shell Petroleum Corporation ▪ Independent Director, International Container Terminal Services, Inc.
Isidro A. Consunji	<ul style="list-style-type: none"> ▪ Chairman, President & CEO, DMCI Holdings, Inc. ▪ Director, Crown Equities, Inc. ▪ Director, Atlas Consolidated Mining and Development Corp.
Jorge A. Consunji	<ul style="list-style-type: none"> ▪ Director, DMCI Holdings, Inc.
Herbert M. Consunji	<ul style="list-style-type: none"> ▪ Director, DMCI Holdings, Inc.
Ma. Edwina C. Laperal	<ul style="list-style-type: none"> ▪ Director, DMCI Holdings, Inc.
Honorio O. Reyes-Lao	<ul style="list-style-type: none"> ▪ Independent Director, DMCI Holdings, Inc. ▪ Director, Philippine Business Bank
Luz Consuelo A. Consunji	<ul style="list-style-type: none"> ▪ Director, DMCI Holdings, Inc.

- (e) **Family Relationship.** - Isidro A. Consunji, Jorge A. Consunji, Maria Cristina C. Gotianun, Josefa Consuelo C. Reyes, Luz Consuelo A. Consunji and Ma. Edwina C. Laperal are siblings, and Herbert M. Consunji is their cousin.
- (f) **Legal Proceedings.** - None of the directors, executive officers, and nominee for regular or independent director was involved in the past five (5) years in any bankruptcy proceeding. Except for the criminal cases below, neither have they been convicted by final judgment in any criminal proceeding, nor been subject to any order, judgment or decree, not subsequently reversed, suspended or vacated, of any court competent jurisdiction, domestic or foreign, permanently or temporarily enjoining, barring, suspending, or otherwise limiting their involvement in any type of business, securities, commodities or banking activities, nor found being found by a domestic or

foreign court of competent jurisdiction (in a civil action), the Commission or comparable foreign body, or a domestic or foreign Exchange or other organized trading market or self-regulatory organization, to have violated a securities or commodities law or regulation and the judgment has not been reversed, suspended, or vacated.

Below are the pending criminal cases filed against the directors of SMPC, Isidro A. Consunji, Cesar A. Buenaventura and Ma. Edwina C. Laperal:

- (1) ***Pp. vs. Consunji, et. al., Criminal Case No. Q-02-114052, RTC-QC, Branch 78.*** - A complaint for violation of Article 315(2)(a) of the Revised Penal Code, as qualified by Presidential Decree No. 1689 was filed in RTC-QC Branch 78 as Criminal Case No. Q-02-114052 pursuant to a resolution of the Quezon City Prosecutor dated December 3, 2002 in I.S. No. 02-7259 finding probable cause against the directors and officers of Universal Leisure Club (ULC) and its parent company, Universal Rightfield Property Holdings, Inc., including Isidro A. Consunji as former Chairman, Cesar A. Buenaventura and Ma. Edwina C. Laperal as former directors of ULC. Complainants claim to have been induced to buy ULC shares of stock on the representation that ULC shall develop a project known as “a network of 5 world clubs.”

The case was re-raffled to RTC-QC Branch 85 (the “Court”). On January 10, 2003 respondents filed their Motion for Reconsideration on the resolution dated December 3, 2002 recommending the filing of the complaint in court, which was granted on August 18, 2003. Accordingly, a Motion to Withdraw Information was filed in Court. On September 11, 2003, complainants’ sought reconsideration of the resolution withdrawing the information, but was denied by the City Prosecutor. By reason of the denial, Complainants’ filed a Petition for Review with the Department of Justice (DOJ) on August 26, 2005.

Meanwhile, the Court granted the withdrawal of information on June 6, 2005. Complainants filed a Motion for Reconsideration and Urgent Motion for Inhibition, but were both denied by the Court in its Omnibus Order dated November 29, 2005. Thereafter, a Notice of Appeal was filed by the complainants, but was ordered stricken out from records by the Court for being unauthorized and declaring the Omnibus Order final and executory in its Order dated February 22, 2007. The Petition for Review, however, filed by the Complainants with the DOJ on August 26, 2005 is pending to date.

- (2) ***Rodolfo V. Cruz, et. al. vs. Isidro A. Consunji, et. al., I.S. Nos. 03-57411-I, 03-57412-I, 03-57413-I, 03-57414-I, 03-57415-I, 03-57446-I and 03-57447-I, Department of Justice, National Prosecution Service.*** - These consolidated cases arose out of the same events in the immediately above-mentioned case likewise pending before the DOJ.

In its 1st Indorsement dated December 9, 2003, the City Prosecutor for Mandaluyong City, acting on a motion for inhibition filed by complainants recommended that further proceedings be conducted by the DOJ. In an order dated February 3, 2004, the DOJ designated State Prosecutor Geronimo Sy to conduct the preliminary investigation of this case. The last pleading filed is a notice of change of address dated June 27, 2008 filed by complainants’ counsel. The case remains pending to date.

- (g) **Significant Employees.** - Except for the above directors and officers, SMPC has no other significant employees (as the term is defined under the SRC and its implementing rules and regulations).

Item 6. Compensation of Directors and Executive Officers

- (a) **Compensation of Directors and Executive Officers.** - All executive officers of SMPC are elected or appointed by the Board of Directors and serve for one year and until their successors are duly elected and qualified. Set forth below are the names of the CEO and four (4) most highly compensated officers of SMPC:

Name and Principal Position	Years	Salary	Bonus	Other Annual Compensation
Isidro A. Consunji Chairman & CEO				
Victor A. Consunji Vice Chairman, President and COO				
Maria Cristina C. Gotianun EVP & Corporate Information Officer				
Jaime B. Garcia VP Procurement & Logistics				
Ruben P. Lozada VP Mining Operations & Resident Manager				
	2017	17,915,500.07	113,823,529.00	5,329,468.01
	2018	18,983,524.00	129,753,845.92	5,391,140.17
	2019*	18,983,524.00	129,753,845.92	5,391,140.17
	Total	P53,595,658.37	P300,282,940.37	P15,406,665.03
All other Directors and Officers as a group	2017	21,927,420.06	37,694,117.65	19,907,299.84
	2018	25,955,120.84	44,004,321.28	21,391,488.48
	2019*	25,955,120.84	44,004,321.28	21,391,488.48
	Total	P73,837,661.74	P125,702,760.21	P62,690,290.84

*Approximate amounts

The amount reflected as compensation of the named executive officers represents salary approved by SMPC's Board of Directors. The amounts indicated in relation thereto are restated to conform to the new accounting standards.

Executive directors of SMPC receive an annual retainer fee of Php240,000.00 as approved in the May 2009 annual stockholders' meeting. In May 2015, the stockholders approved the increase in retainer fees of non-executive and independent directors to Php150,000.00 or Php1,800,000.00 per annum effective June 1, 2015. Fixed per diem of Php20,000.00 for every meeting held and attended by each director who serves as Chairman or a member of SMPC's Board Committees remained unchanged. Aside from executive directors with employment compensation, there are no other directors with arrangements such as consulting contracts.

- (b) **Employment Contracts, Compensatory Plan or Arrangement.** - There is no contract covering their employment with SMPC and they hold office by virtue of their election and/or appointment to office. SMPC has no agreements with its named executive officers regarding any bonus, profit sharing, except for benefits for which they may be entitled under SMPC's retirement plan. On the other hand, members of the Board of Directors may be granted bonuses in accordance with SMPC's By-laws.
- (c) **Stock Warrants or Options.** - There are no outstanding warrants, options, or right to repurchase any securities held by the directors or executive officers of SMPC.

Item 7. Independent Public Accountant

The accounting firm of SyCip Gorres Velayo & Co. ("SGV") is currently, and for the fiscal year recently completed, SMPC's independent public accountant, Dhonabee B. Señeres has been appointed as the partner-in-charge.

Representatives of SGV are expected to be present at the stockholders' meeting. They will have the opportunity to make a statement if they desire to do so and are expected to be available to respond to appropriate questions.

There have been no changes in or disagreement with SMPC's accountants on accounting and financial disclosures.

Pursuant to the General Requirements of SRC Rule 68, paragraph 3 (Qualifications and Reports of Independent Auditors), the Corporation has engaged the services of SGV as external auditor, and Dhonabee B. Señeres is the Partner-In-Charge for less than five years or starting 2018. There is compliance with SEC Circular No. 8 Series of 2003 and SRC Rule 68(3)(B)(ix) (Rotation of External Auditors).

On March 1, 2019 the Board of Directors of SMPC, upon recommendation of its Audit Committee, approved and recommended the re-appointment of SGV, subject to stockholders' approval, as SMPC's Independent External Auditor for the fiscal year 2019.

C. ISSUANCE AND EXCHANGE OF SECURITIES

Not applicable for annual stockholders' meeting.

D. OTHER MATTERS

Item 8. Summary of matters to be submitted for Stockholders' approval:

- (a) **Approval of Minutes of the Previous Meeting of Stockholders held last May 7, 2018.** - Below is the summary of items and/or resolutions approved at the Annual Stockholders' Meeting last May 7, 2018:
 - (1) Approval of the Previous Minutes of the Stockholders' Meeting held on May 2, 2017;
 - (2) Approval of Management Report for fiscal year 2017;
 - (3) Ratification of the Acts of the Board for the year 2017; and
 - (4) Appointment of the SGV, as the Independent External Auditor for the year 2018.
- (b) **Approval of Management Report.** - The President's report on the results of operations and financial performance of SMPC.
- (c) **Ratification of the Acts of the Board of Directors and Officers for the Preceding Year until the Date of the Annual Stockholders Meeting.** - Resolutions, contracts, and acts of the board of directors and management for ratification refer to those passed or undertaken by them during the year and for the day to day operations of SMPC as contained or reflected in the attached annual report and financial statements. The summary of acts and resolutions of the Board of Directors for the year 2018 is set forth in *Schedule 3*.
- (d) **Approval of the re-appointment of an Independent External Auditor.** - SyCip Gorres Velayo & Co. was recommended by the Board of Directors as SMPC's Independent External Auditor.
- (e) **Election of Directors for 2019-2020.** - Election of the eleven (11) directors of SMPC to serve for one (1) year and until their successors are duly elected and qualified.

Item 9. Voting Procedures. - The counting and validation of votes shall be supervised by a committee appointed by the Corporate Governance Committee headed by the Corporate Secretary. SMPC appointed SGV & Co. as independent body to count and validate the votes by poll cast by the shareholders during the Annual Stockholder Meeting.

- (a) **Approval of Minutes of Previous Meeting of Stockholders**
 - (1) Vote required. A majority of the outstanding common stock present constituting a quorum.
 - (2) Method by which the vote shall be counted. Each outstanding common share shall be entitled to one (1) vote. The casting of votes shall be by secret ballot.
- (b) **Approval of Management Report**
 - (1) Vote required. A majority of the outstanding common stock present in person or in proxy constituting a quorum.

- (2) Method by which the vote shall be counted. Each outstanding common share shall be entitled to one (1) vote. The casting of votes shall be by secret ballot.
- (c) Ratification of the acts of the Board of Directors and Officers for the Preceding Year until the Date of the Annual Stockholders Meeting**
- (1) Vote required. A majority of the outstanding common stock present in person or in proxy provided a quorum.
 - (2) Method by which the vote shall be counted. Each outstanding common share shall be entitled to one (1) vote. The casting of votes shall be by secret ballot.
- (d) Approval of the re-appointment of Independent External Auditor**
- (1) Vote required. A majority of the outstanding common stock present in person or in proxy provided a quorum.
 - (2) Method by which the vote shall be counted. Each outstanding common share shall be entitled to one (1) vote. The casting of votes shall be by secret ballot.
- (e) Election of Directors**
- (1) Vote Required. The eleven (11) directors receiving the highest number of votes shall be declared elected.
 - (2) Cumulative voting applies. Under this method of voting, a stockholder entitled to vote shall have the right to vote in person or by proxy the number of shares of stock standing in his own name on the stock books of SMPC as of the Record Date and said stockholder may vote such number of shares for as many persons as there are directors to be elected or he may cumulate said shares and give one candidate as many votes as the number of directors to be elected multiplied by the number of his shares shall equal, or he may distribute them on the same principle among as many candidates as he shall see fit. The votes shall be counted by secret ballot.

The quorum required in the election of directors is majority of the outstanding capital stock entitled to vote. The eleven (11) nominees obtaining the highest number of votes in accordance with Section 24 of the Corporation Code shall be proclaimed directors.

SMPC's Management does not intend to bring any matter before the meeting other than those set forth in the Notice in the annual meeting of stockholders and does not know of any matters to be brought before the meeting by others.

Item 10. Market for Registrant's Common Equity and Related Stockholder Matters

Please refer to Part II, pages 10-13 of the Management Report attached to this Information Statement.

PART II PROXY FORM SEMIRARA MINING AND POWER CORPORATION

Item 1. Identification. This proxy is being solicited by the **MANAGEMENT OF SEMIRARA MINING AND POWER CORPORATION** (the "**Corporation**" or "**SMPC**"). The Chairman of the Board of Directors or, in his absence, the President of SMPC will vote the proxies at the Annual Stockholders' Meeting to be held on **May 6, 2019, 10:00 a.m., Main Lounge, Manila Polo Country Club, Inc., McKinley Rd., Forbes Park, Makati City 1220, Philippines.**

Item 2. Instructions.

- (a) The proxy must be duly accomplished by the stockholder of record as of Record Date, or his duly authorized agent. In case of a stockholder that is a corporation or a partnership, the proxy must be accomplished by the officer or agent that is duly authorized to do so by virtue of an appropriate corporate or partnership resolution.
- (b) Duly accomplished proxies must be delivered to the Corporate Secretary of SMPC not later than April 26, 2019, 5:30 p.m. at the following address: **Semirara Mining and Power Corporation, 2nd Floor DMCI Plaza, 2281 Don Chino Roces Avenue, Makati City, Philippines.**

- (c) In case of a corporate stockholder, the proxy must be accompanied by a corporate secretary’s certificate quoting the board resolution authorizing the relevant corporate officer to execute the proxy for the corporate stockholder.
- (d) In case of shares of stock owned jointly by two or more persons, the consent of all co-owners must be necessary for the execution of the proxy. For persons owning shares in an “and/or” capacity, any one of them may execute the proxy.
- (e) Validation of proxies will be conducted by the Special Committee of Inspectors designated by the Board on April 30, 2019, 4:00 o’clock in the afternoon at the 2nd Floor, DMCI Plaza, 2281 Don Chino Roces Avenue, Makati City, Philippines. Any dispute which may arise pertaining to the validation shall be resolved by the Securities and Exchange Commission upon formal complaint filed by the aggrieved party.
- (f) Unless otherwise indicated by the stockholder, a stockholder shall be deemed to have designated the Chairman of the Board of Directors, or in his absence, the President of SMPC, as his proxy for the annual stockholders meeting to be held on May 6, 2019.
- (g) If the number of shares of stock is left in blank, the proxy shall be deemed to have been issued for all of the stockholder’s shares of stock in SMPC as of Record Date.
- (h) The manner in which this proxy shall be accomplished, as well as the validation hereof shall be governed by the provisions of SRC Rule 20.11.2.
- (i) The stockholder executing the proxy shall indicate the manner by which he wishes the proxy to vote on the matters in (1), (2), (3), (4), and (5) below by checking the appropriate box. **WHERE THE BOXES (OR ANY OF THEM) ARE UNCHECKED, THE STOCKHOLDER EXECUTING THE PROXY IS DEEMED TO HAVE AUTHORIZED THE PROXY TO VOTE IN FAVOR OF THE ITEMS SPECIFIED HEREUNDER.**

The Undersigned Stockholder hereby appoints:

- (a) **The Chairman of the Board of Directors of SMPC, or in his absence, the Vice-Chairman or the President, or in their absence,**
- (b) _____

as his/her/its Proxy to attend the stockholders’ meeting of SMPC, and any adjournment or postponement thereof, and thereat to vote all shares of stock held by the undersigned as specified below and on any matter that may properly come before said meeting.

1. Approval of minutes of previous Annual Stockholder’s meeting held on May 7, 2018.

For Against Abstain

2. Approval of Management Report.

For Against Abstain

3. Ratification of the acts of the Board of Directors and Management from the date of the last Annual Stockholders’ Meeting up to the date of this Meeting.

For Against Abstain

4. Approval of re-appointment of SyCip Gorres Velayo & Co. as Independent External Auditor for year 2019.

For Against Abstain

5. Election of Directors for 2019-2020.

For all the nominees below, except those whose names are stricken out.

WITHHOLD AUTHORITY TO VOTE FOR ALL NOMINEES LISTED BELOW.

(Instructions: TO STRIKE OUT A NAME OR WITHHOLD TO VOTE FOR ANY INDIVIDUAL NOMINEE, DRAW A LINE THROUGH THE NOMINEE’S NAME IN THE LIST BELOW).

Nominees:

- | | |
|-------------------------------|-----------------------------|
| 1. Isidro A. Consunji | 7. Josefa Consuelo C. Reyes |
| 2. Jorge A. Consunji | 8. Luz Consuelo A. Consunji |
| 3. Cesar A. Buenaventura | 9. Nestor D. Dadivas |
| 4. Herbert M. Consunji | 10. Rogelio M. Murga* |
| 5. Maria Cristina C. Gotianun | 11. Honorio O. Reyes-Lao* |
| 6. Ma. Edwina C. Laperal | |

**Nominated as Independent Directors*

Item 3. Revocability of Proxy. – Any stockholder who executes the proxy enclosed with this statement may revoke it at any time before it is exercised. The proxy may be revoked by the stockholder executing the same at any time by submitting to the Corporate Secretary a written notice of revocation not later than the start of the meeting, or by attending the meeting in person and signifying his intention to personally vote his shares. Shares represented by an unrevoked proxy will be voted as authorized by the stockholder.

Item 4. Persons Making the Solicitation. – The solicitation is made by the Management of SMPC. No director of SMPC has informed in writing that he intends to oppose an action intended to be taken up by the Management of SMPC at the annual meeting. Solicitation of proxies shall be made through the use of mail or personal delivery. SMPC will shoulder the cost of solicitation involving reproduction and mailing of this proxy in an estimated amount of P90,000.00, more or less.

Item 5. Interest of Certain Persons in Matters to be Acted Upon. – No director, officer, nominee for director, or associate of any of the foregoing, has any substantial interest, direct or indirect, by security holdings or otherwise, on the matter to acted upon at the annual stockholders’ meeting to be held on May 6, 2019.

Number of Shares Held as of Record Date : _____

Date of Proxy (Signature above printed name, including title when signing for a corporation or partnership or as an agent, attorney or fiduciary).

ACCOMPANYING THIS INFORMATION STATEMENT ARE COPIES OF THE FOLLOWING:


1. NOTICE OF THE ANNUAL STOCKHOLDERS’ MEETING CONTAINING THE AGENDA THEREOF.
2. MANAGEMENT REPORT PURSUANT TO SRC RULE 20(4) INCLUDING MANAGEMENT DISCUSSION AND ANALYSIS AND INFORMATION ON INDEPENDENT ACCOUNTANT AND OTHER RELATED MATTERS.
3. CONSOLIDATED AUDITED FINANCIAL STATEMENTS ENDING DECEMBER 31, 2018 AND 2017 INCLUDING THE STATEMENT OF MANAGEMENT’S RESPONSIBILITY FOR FINANCIAL STATEMENTS.
4. PROXY INSTRUMENT.

**PART III
SIGNATURE**

Pursuant to the requirements of the Securities Regulation Code, the Issuer has duly caused this report to be signed on its behalf by the undersigned hereunto duly authorized. After reasonable inquiry and to the best of my knowledge and belief, I certify that the information in this report is true, complete and correct.

SEMIRARA MINING AND POWER CORPORATION
ISSUER

By:


JOHN R. SADULLO
Corporate Secretary

Makati City, Philippines March 25, 2019.

SCHEDULE 1

The following is a disclosure of the beneficial owners of the shares held by DMCI Holdings, Inc. in SMPC as of March 15, 2019:

1.	Dacon Corporation	6,838,807,440	Common	51.51%
2.	DFC Holdings, Inc.	2,379,799,910	Common	17.92%
2.	PCD Nominee Corporation (Foreign)	1,965,924,225	Common	14.81%
3.	PCD Nominee Corporation (Filipino) ⁶	1,643,942,352	Common	12.38%

The following are the largest beneficial owners of the shares of Dacon Corporation:

Inglebrook Holdings, Inc.	4,088,195 shares	12.46%
Eastheights Holdings, Inc.	4,088,195 shares ⁷	12.46%

SCHEDULE 2 List of Candidates

In accordance with the Guidelines for Nomination of Directors, Manual on Corporate Governance, and SRC Rule 38, the Corporate Governance Committee has selected the following upon nomination to the Board of Directors at the Annual Stockholders' Meeting:

Directors

1. **ISIDRO A. CONSUNJI**

70, Filipino, is a Director of SMPC since May 2001 and became the Chairman of the Board in November 2014. Currently, he serves as the Chief Executive Officer; and Member of Risk Committee.

Education:

B.S. Civil Engineering, University of the Philippines
 Master's Degree in Business Economics, Center for Research & Communication
 Master's Degree in Business Management, Asian Institute of Management
 Advanced Management, IESE School in Barcelona, Spain
 He is a Civil Engineer by profession.

Directorship in Listed Companies:

DMCI Holdings, Inc., *Director & President*
 Crown Equities, Inc., *Director*
 Atlas Consolidated Mining and Development Corporation, *Director*

Other Directorships/Positions:

SEM-Calaca Power Corporation, *Chairman & CEO*
 Southwest Luzon Power Generation Corporation, *Chairman & CEO*
 Semirara Claystone Inc., *Chairman & CEO*
 Semirara Energy Utilities Inc., *Chairman & CEO*
 Southeast Luzon Power Generation Corporation, *Chairman & CEO*
 SEM-Cal Industrial Park Developers Inc., *Chairman & CEO*
 DMCI Mining Corporation, *Chairman & CEO*
 St. Raphael Power Generation Corporation, *Chairman*

⁶ PCD Nominee Corporation, a wholly-owned subsidiary of Philippine Depository and Trust Corporation ("PDTC"), is the registered owner of the shares in the books of the corporation's transfer agent in the Philippines. The beneficial owners of such shares are PDTC participants, who hold the shares on their behalf or on behalf of their clients. PDTC is a private company organized by major institutions actively participating in the Philippine capital markets to implement an automated book-entry system of handling securities transactions in the Philippines.

⁷ Other beneficial owners of Dacon Corporation with the same number of shares are Gulfshore Inc., Valemount Corporation, Chrismon Investment Inc., Jagjit Holdings, Inc., La Lumiere Holdings, Inc., Rice Creek Holdings, Inc. while Double Spring Investments Corporation holds 114,429 shares or .35% of the issued and outstanding shares.

ENK Plc (U.K.), *Chairman*
DMCI Masbate Power Corporation, *Vice-Chairman*
Dacon Corporation, *Director*
M&S Company Inc., *Director*
DMCI Projects Developers, Inc., *Director*
Toledo Mining Corporation Plc (U.K.), *Director*
Semirara Cement Corporation, *Director & President*
Maynilad Water Services, *Director*
Private Infra Dev Corp., *Director*
Asian Institute of Management, *Trustee*

Former Affiliations:

Philippine Constructors Association, *President*
Philippine Chamber of Coal Mines, Inc., *President*

2. **JORGE A. CONSUNJI**

67, Filipino, is a Director of SMPC since May 2001.

Education:

B.S. Industrial Management Engineering, De La Salle University

Directorship in Listed Companies:

DMCI Holdings, Inc., *Director*

Other Directorships/Positions:

DMCI Masbate Power Corporation, *Chairman*
Dacon Corporation, *Director*
DMCI Project Developers, Inc., *Director*
SEM-Calaca Power Corporation, *Director*
Southwest Luzon Power Generation Corporation, *Director*
Semirara Claystone Inc., *Director*
Semirara Energy Utilities Inc., *Director*
Southeast Luzon Power Generation Corporation, *Director*
SEM-Cal Industrial Park Developers Inc., *Director*
Cotabato Timberland Co., Inc., *Director*
M&S Company, Inc., *Director*
Sodaco Agricultural Corporation, *Director*
DMCI Mining Corporation, *Director*
DMCI Power Corporation, *Director*
Eco-Process & Equipment Phils. Inc., *Director*
Maynilad Water Services, Inc., *Director*
D.M. Consunji, Inc., *President & COO*
Royal Star Aviation, Inc., *President & COO*
Divine Word School of Semirara Island, Inc., *Trustee & Vice-President*

Former Affiliations:

Contech Panel Mfg., Inc., *Chairman*
St. Raphael Power Generation Corporation, *Director*
Wire Rope Corp. of the Philippines, *Chairman*
St. Raphael Power Generation Corporation, *Director*
ACEL, *President*
Phil. Constructors Association, *Vice-President*

3. **CESAR A. BUENAVENTURA**

89, Filipino, is a Director of SMPC since May 2001.

Education:

Bachelor of Science in Civil Engineering, University of the Philippines
Master's Degree in Civil Engineering Major in Structures, Lehigh University, Bethlehem,
Pennsylvania (Fulbright Scholar)

Directorship in Listed Companies:

DMCI Holdings, Inc., *Director*
iPeople, Inc., *Independent Director*
PetroEnergy Resources Corp., *Independent Director*
Concepcion Industrial Corporation, *Independent Director*
Pilipinas Shell Petroleum Corporation, *Independent Director*
International Container Terminal Services, Inc., *Independent Director*

Other Directorships/Positions:

DM Consunji, Inc., *Director*
The Country Club, *Director*
Mitsubishi Hitachi Power Systems Phils Inc., *Chairman*
Cavitex Holdings, Inc., *Director*
Via Technik Inc., *Director*
Pilipinas Shell Foundation, Inc., *Chairman*
Bloomberry Cultural Foundation, *Trustee*
ICTSI Foundation, *Trustee*

Former Affiliations:

Philippine American Life Insurance Company, *Director*
Atlantic Gulf & Pacific Company of Manila (AG&P), *Vice-Chairman*
Ayala Corporation, *Director*
First Philippine Holdings Corporation, *Director*
Philippine Airlines, *Director*
Philippine National Bank, *Director*
Benguet Corporation, *Director*
Asian Bank, *Director*
Ma. Cristina Chemical Industries, *Director*
Paysetter International Inc., *Director*
Maibarara Geothermal, Inc., *Chairman*
Manila International Airport Authority, *Director*
Shell Group of Companies, *Chairman & CEO*
Semirara Cement Corporation, *Vice-Chairman*
Central Bank of the Philippines, Member of the Monetary Board
Pilipinas Shell Foundation, Inc., *Founding Chairman*
University of the Philippines, *Member of the Board of Regents*
Asian Institute of Management, *Member of the Board of Trustees*
President of the Benigno S. Aquino Foundation, *President*

4. **HERBERT M. CONSUNJI**

66, Filipino, is a Director of SMPC since May 2001, and Member of Corporate Governance Committee.

Education:

Bachelor of Science in Commerce Major in Accounting, De La Salle University
Top Management Program, Asian Institute of Management
He is a Certified Public Accountant.

Directorship in Listed Companies:

DMCI Holdings, Inc., *Executive Vice-President & CFO*

Other Directorships/Positions:

DM Consunji, Inc., *Director*

DMCI Project Developers, Inc., *Director*
DMCI Power Corporation, *Director*
DMCI Mining Corporation, *Director*
DMCI-MPIC Water Company Inc., *Director*
SEM-Calaca Power Corporation, *Director*
Semirara Claystone Inc., *Director*
Southwest Luzon Power Generation Corporation, *Director*
Subic Water & Sewerage Corp., *Director*
SEM-Cal Industrial Park Developers Inc., *Director*

Other Affiliations:

Philippine Institute of Certified Public Accountants, *Member*
Financial Executives Institute of the Philippines, *Member*
Shareholder's Association of the Philippines, *Member*
Management Association of the Philippines, *Member*

5. **MARIA CRISTINA C. GOTIANUN**

64, Filipino, is a Director of SMPC since May 2006 and currently serves as the Executive Vice-President, Chief Information Officer, and was appointed by the Board as Officer-in-Charge, President on January 4, 2019. She is also a member of the Remuneration & Compensation Committee, Risk Committee, and Compliance Committee, respectively.

Education:

Bachelor of Science in Business Economics, University of the Philippines

Directorship in Listed Companies:

None.

Other Directorships/Positions:

Dacon Corporation, *Corporate Secretary*
SEM-Calaca Power Corporation, *Director, Treasurer & OIC-President*
Southwest Luzon Power Generation Corporation, *Director, Treasurer & OIC-President*
Semirara Claystone Inc., *Director & Treasurer*
Semirara Energy Utilities Inc., *Director & Treasurer*
Southeast Luzon Power Generation Corporation, *Director & Treasurer*
DMCI Power Corporation, *Director & Treasurer*
DMCI Masbate Power Corporation, *Director & Treasurer*
SEM-Cal Industrial Park Developers Inc., *Director & Treasurer*
DMCI Holdings, Inc., *Asst. Treasurer (listed company)*
Divine Word School of Semirara Island, Inc., *Trustee, Treasurer & Corporate Secretary*

Former Affiliations:

Semirara Mining and Power Corporation, *Vice-President - Administration*
St. Raphael Power Generation Corporation, *Director and Treasurer*
D.M. Consunji, Inc., *Vice-President for Finance & Administration & CFO*
DMC-Project Developers, Inc., *Finance Director*
DM Consunji, Inc., *Asst. Treasurer*

6. **MA. EDWINA C. LAPERAL**

57, Filipino, is a Director of SMPC since May 2007.

Education:

B.S. Architecture, University of the Philippines
Master's Degree in Business Administration, University of the Philippines
Executive Certificate for Strategic Business Economics Program, University of Asia & The Pacific
She is a License Architect.

Directorship in Listed Companies:

DMCI Holdings, Inc., *Director & Treasurer*

Other Directorships/Positions:

Dacon Corporation, *Director & Treasurer*

D.M. Consunji, Inc., *Director & Treasurer*

DFC Holdings, Inc., *Director & Treasurer*

DMCI Project Developers, Inc., *Director & SVP-Treasurer*

Artregard Holdings, Inc., *Director & Vice-President*

SEM-Calaca Power Corporation, *Director*

DMC Urban Property Developers, Inc., *Director & President*

Southwest Luzon Power Generation Corporation, *Director*

Former Affiliations:

Institute of Corporate Directors, *Fellow*

United Architects of the Philippines, Makati Chapter

Guild of Real Estate Entrepreneurs and Professionals

UP College of Architecture Alumni Foundation Inc.

7. JOSEFA CONSUELO C. REYES

71, Filipino, is a Director of SMPC since March 2015.

Education:

AB Economics, University of British Columbia, Vancouver, Canada

Strategic Business Economics Program, University of Asia and the Pacific (2007)

Directorship in Listed Companies:

None.

Other Directorships/Positions:

SEM-Calaca Power Corporation, *Director*

Southwest Luzon Power Generation Corporation, *Director*

Manila Herbal & Essential Oils Co., Inc., *General Manager*

Philippine Coffee Board, *Corporate Secretary*

Ecology Village Association, *Director and Chairperson*

Former Affiliations:

Ecology Village Association, *Director & Vice-President*

8. LUZ CONSUELO A. CONSUNJI

65, Filipino, is a Director of SMPC since May 2, 2017.

Education:

Bachelor's Degree in Commerce Major in Management, Assumption College

Master's Degree in Business Economics, University of Asia and the Pacific.

Directorship in Listed Companies:

DMCI Holdings, Inc., *Director*

Other Directorships/Positions:

SEM-Calaca Power Corporation, *Director*

Southwest Luzon Power Generation Corporation, *Director*

South Davao Development Co., *Director*

Zanorte Palm-Rubber Corp., *Director*

Dacon Corporation, *Director*

Missionaries of Mary Mother of the Poor, *Treasurer*

Former Affiliations:

One Network Bank, *Director*
Mary Mother of the Poor Foundation, *Treasurer*

9. **NESTOR D. DADIVAS**

67, Filipino, is a newly nominated Director of SMPC.

Education:

Master of Business Management, Asian Institute of Management
Bachelor of Science in Commerce, University of San Agustin
He is a Certified Public Accountant.

Directorship in Listed Companies:

None.

Other Directorships/Positions:

DMCI Power Corporation, *President*
Sem-Calaca Power Corporation, *Director*
Sem-Calaca Res Corporation, *Director*
Southwest Luzon Power Generation Corporation, *Director*

Former Affiliations:

Semirara Mining and Power Corporation, *Chief Finance Officer*
Siylay Group of Companies, *Chief Finance Officer*
Atlas Fertilizer Corporation, *Chief Finance Officer*
Phelps Dodge Phils. Inc., *Chief Finance Officer*

10. **ROGELIO M. MURGA**

84, Filipino, is an Independent Director of SMPC since November 2014, and also serves as the Chairman of the Compensation & Remuneration Committee, Corporate Governance Committee, and Risk Committee, respectively; and Member of the Audit Committee. He is also the Lead Director appointed by the Board in compliance with the Code of Corporate Governance for publicly-listed companies.

Education:

Bachelor of Science degree in Mechanical Engineering, University of the Philippines (1958)
Senior Management Program, Harvard Business School in Vevey, Switzerland (1980)
Honorary Degree of Doctor of Science – *Honoris Causa*, Feati University (2004).

Directorship in Listed Companies:

None.

Other Directorships/Positions:

Private Infra Dev Corp., Currently, *Chairman & CEO*
SEM-Calaca Power Corporation, *Independent Director*
Meralco Industrial Engineering Services Corp., *Independent Director*
Southwest Luzon Power Generation Corporation, *Independent Director*

Former Affiliations:

National Power Corporation, *President & CEO*
EEI Corporation, *Vice-Chairman, Director, President & COO*
Philippine Constructors Association, *President*
International Federation of Asian and Western Pacific Contractors Association, *President*
Management Association of the Philippines, *Member*
Philippine Chamber of Commerce and Industry, *Chairman of the Committee on Engineering and Construction*

DCCD Engineering Corporation, *Consultant*
National University, *Engineering Professor*

11. HONORIO O. REYES-LAO

74, Filipino, is an Independent Director of SMPC since May 2, 2017. He is also the Chairman of the Audit Committee; and Member of the Compensation & Remuneration Committee, Corporate Governance Committee, and Risk Committee, respectively.

Education:

Bachelor of Arts Major in Economics, De La Salle University
Bachelor of Science in Commerce, Major in Accounting, De La Salle University
Master's Degree in Business Management, Asian Institute of Management
Banking Operation, Philippine Banking Institute

Directorship in Listed Companies:

DMCI Holdings, Inc., *Independent Director*
Philippine Business Bank, *Independent Director*

Other Directorships/Positions:

SEM-Calaca Power Corporation, *Independent Director*
Southwest Luzon Power Generation Corporation, *Independent Director*
Space2place, Inc., *Independent Director*
DMCI-Property Developers, Inc., *Independent Director*

Former Affiliations:

Gold Venture Lease and Management Services Inc.
First Sovereign Asset Management Corporation
CBC Forex Corporation
CBC Insurance Brokers, Inc.
CBC Properties and Computers Center, Inc.
Institute of Corporate Directors, *Fellow*
Rotary Club of Makati West, *Member/Treasurer*
Makati Chamber of Commerce and Industries, *President*

Executive Officers

Isidro A. Consunji*	-	Chief Executive Officer
Maria Cristina C. Gotianun*	-	OIC-President, EVP and Chief Information Officer
Junalina S. Tabor	-	VP & Chief Finance Officer
Jaime B. Garcia	-	VP-Procurement & Logistics
Nena D. Arenas	-	VP, Chief Governance Officer & Compliance Officer
John R. Sadullo	-	VP-Legal & Corporate Secretary
Antonio R. Delos Santos	-	VP-Treasury
Jose Anthony T. Villanueva	-	VP-Marketing for Coal
Andreo O. Estrellado	-	VP-Power Market & Commercial Operations
Ruben P. Lozada	-	VP-Mining Operations & Resident Manager
Carla Cristina T. Levina	-	VP-Chief Audit Executive
Jojo L. Tandoc	-	VP-Human Resources & Organizational Development
Sharade E. Padilla	-	AVP-Investor and Banking Relations
Karmine Andrea B. San Juan	-	AVP-Corporate Planning Power

**Member of the Board (please see above)*

- 1. Jaime B. Garcia**, 63, Filipino, is the Vice-President for Procurement and Logistics since May 2006. He has over 30 years of working experience in senior management level with D.M. Consunji Group of Companies in supply chain and logistics management in construction (inclusive of overseas joint venture (JV) DMCI and Saudi Abahsain Partners in Aramco/Halliburton Saudi Arabia Projects), coal mining (open pit and underground), energy (coal fired power plant), agro-forest timber and wood processing, aviation and maritime operation.

- He graduated with a degree of B.S. Management and Industrial Engineering at Mapua Institute of Technology and obtained his Diploma Thesis Program in Master degree of Business Administration at De La Salle University in 1994, Diploma in Master in Business Economics at the University of Asia & the Pacific in 1998, and Certificate of Completion in Advance Management Program for Southeast Asia in IESE Business School, Barcelona Spain. He is currently holding the position of Secretary and Treasurer of Royal Star Aviation, Inc., Director of Semirara Cement Corporation, Executive Vice-President of DMC Construction Equipment Resources, Inc., Director & Vice-President of M&S Company, Inc., Vice-President of Zanorte Palm-Rubber Plantation Inc., and South Davao Development Co., Inc.
2. **Junalina S. Tabor**, 55, Filipino, is the Vice President and Chief Finance Officer since May 2010, and is Member of the Risk Committee. She graduated *Magna Cum Laude* with a degree of Bachelor of Science in Commerce, Major in Accounting in 1984 at Saint Joseph College and is a Certified Public Accountant. She obtained her Master's degree in Public Administration at the University of the Philippines in 1995 under the Local Scholarship Program (LSP) of the Civil Service Commission. She earned her Certificate in Business Economics from the School of Economics, University of Asia and the Pacific in June 2012 under its Strategic Business Economics Program (SBEP) and also completed the modular course in Computer Literacy Program at Systems Technology Institute as half scholar in 1988. Prior to joining the Corporation in 1997, she held various positions with the Commission on Audit from State Auditor Examiner to State Auditor in 1984-1997. She was Team Leader in special audit engagements in certain government owned and controlled corporations from 1994-1996. She is also concurrently the Chief Finance Officer of SEM-Calaca Power Corporation.
 12. **John R. Sadullo**, 48, Filipino, is the Vice-President for Legal since November 2013, Corporate Secretary, Counsel and Corporate Information Officer since May 2005; and a Member of the Compliance Committee. He graduated with a degree of A.B. Major in Political Science at the University of Santo Tomas. He obtained his Bachelor of Laws degree at San Beda College of Law in 1996 and was admitted to the BAR in 1997. He currently holds the position of Corporate Secretary of SEM-Calaca Power Corporation, Southwest Luzon Power Generation Corporation, Semirara Energy Utilities Inc., Southeast Luzon Power Generation Corporation, Semirara Claystone Inc., SEM-Cal Industrial Park Developers Inc., and SEM-Calaca Res Corporation. He is also the Asst. Corporate Secretary of St. Raphael Power Generation Corporation, and Semirara Training Center, Inc.; and previously the Corporate Secretary of DMCI Mining Corporation and DMCI Masbate Power Corporation.
 13. **Nena D. Arenas**, 58, Filipino, is the Vice President, Chief Governance Officer and Compliance Officer since August 2013; and a Member of the Compliance Committee. Before her appointment, she was Good Governance Officer of SMPC since July 2005. Prior to joining SMPC, she was a Director, Chief Finance Officer and Vice-President of MCA Universal Inc.; Director of MCA Music Inc. and Reach Youth Ministries, a non-stock, non-profit organization. She has more than 15 years extensive experience in finance, accounting, budget & forecasting, information technology, warehousing, legal & business affairs, human resources and administration management. She also has seven years of experience in external audit at SGV & Co. She is currently a Fellow of the Institute of Corporate Directors. She is a Certified Public Accountant and graduated *Cum Laude* with a degree in Bachelor of Science major in Accounting at the University of St. La Salle.
 14. **Antonio R. delos Santos**, 66, Filipino, is the Vice-President for Treasury since November 2013. He graduated with a degree of Bachelor of Science in Business Administration at De La Salle University. He was the Treasury Head of SMPC prior to his appointment. Before joining SMPC, he was the Finance Officer of DMCI Holdings, Inc.
 15. **Jose Anthony T. Villanueva**, 54, Filipino, is the Vice-President for Marketing since November 2013. He received his Bachelor of Science degree in Mechanical Engineering and obtained his Master's degree in Business Administration both at De La Salle University. He also earned his Master's degree in Public Management at the University of the Philippines. He has undergone intensive training in financial modeling in Singapore and completed the Petroleum Energy Policy and Management

- Program in Norway as full scholar of the Norwegian Petroleum Directorate. Prior to his appointment, he was the Marketing Manager of SMPC since 2011. For more than 20 years he has been the forefront of the energy industry and held various positions as Department Manager for Finance and Planning, Business Development and Information Technology, Corporate Planning and as General Manager for Coal Division of state-owned company engaged in the exploration, development and production of geothermal, oil and gas and coal in the Philippines.
16. **Andreo O. Estrellado**, 57, is the Vice-President for Power Market & Commercial Operations since May 5, 2017. He graduated with a degree of Bachelor of Science in Chemical Engineering at the Mapua Institute of Technology and obtained his Master's degree in Business Administration from Ateneo de Manila University. Prior to his appointment, he served as the Assistant Vice President for Market and Commercial Operations of the company's affiliate, Sem-Calaca Power Corporation. He has been in the electric power industry business for more than 30 years performing different functions in the fields of marketing, business and project development, risk management, environmental impact assessment and nuclear physics for various government and private electric power companies. He was once affiliated with the National Power Corporation, National Transmission Corp, Manila Oslo Renewable Enterprises/SN Aboitiz Power, East Asia Power Corporation, Resource Management International (Navigant Consulting), and Magellan Utilities Development Corp. He also served as consultant of International Resources Group, Philippines; and Alternative Energy Development, Philippines for some of their World Bank and UNDP funded projects.
 17. **Ruben P. Lozada**, 63, Filipino, is the Resident Manager since August 24, 2016, and a Member of the Compliance Committee. He graduated with a degree of Bachelor of Science in Civil Engineering at Mindanao State University in 1978. He was the Assistant Resident Manager of the Corporation for 14 years, more or less, prior to his promotion. He is a Civil Engineer by profession.
 18. **Carla Cristina T. Levina**, 34, Filipino, is the Vice-President, Chief Audit Executive since August 9, 2017. She graduated *Cum Laude* with a degree of Bachelor of Science in Accountancy at the University of Sto. Tomas in 2005 and placed 17th at the CPA Board Exams in October 2005. She was with SMPC for more than 4 years as an Internal Audit Manager before being appointed as Chief Audit Executive. Prior to joining SMPC, she was a Director at SyCip Gorres Velayo & Co. under the IT Risk and Assurance Services. She has more than 13 years of IT audit and internal audit experience specializing in the risk-based audit of business processes, evaluation of risks and internal controls, and in performing independent assessments and third-party reporting audit engagements. She is a Certified Public Accountant (CPA), Certified Internal Auditor (CIA), Certified Information Systems Auditor (CISA) and IRCA Certified QMS 9001:2015 Lead Auditor.
 19. **Sharade E. Padilla**, 40, Filipino, is the Asst. Vice-President for Investor and Banking Relations since November 2013. She graduated *Magna Cum Laude* with a degree of Bachelor in Business Administration, Major in Management and obtained her Master's degree in Business Administration both at Siliman University. Before her appointment, she held the following positions in SMPC: Investment Relations and Business Development Officer (2007-2013), and Senior Financial Analyst (2003-2007). Her previous affiliations include Jr. Financial Analyst, Dacon Corporation; and Information Officer/Executive Assistant of the City Administrator of Tacloban City. She has nine years of experience in investor relations and more than eleven years of experience in financial analysis and in treasury and banking relations, among others.
 20. **Karmine Andrea B. San Juan**, 35, Filipino, is the Asst. Vice-President for Corporate Planning Power since August 9, 2017. She graduated with a degree of Business Administration and Accountancy at the University of the Philippines, Diliman. She was SMPC Group's Internal Audit Manager before transferring to Corporate Planning. She also worked as an IT Audit Manager at SM Investments Corporation and was a Senior Associate at SGV & Co. under the IT Risk and Assurance practice. She is a Certified Public Accountant (CPA), Certified Internal Auditor (CIA), Certified Information Systems Auditor (CISA) and is Certified in Risk and Information Systems Control (CRISC).

21. **Jojo L. Tandoc**, 42, Filipino, is the Vice-President for Human Resources & Organizational Development since November 7, 2018. Prior to his appointment, he was the AVP-Human Resources of SMPC. He is a Certified Human Capital Strategist issued by the Human Capital Institute (USA) last May 2018. He was awarded last June 8, 2018 as one of the Philippines Most Talented HR Leaders by the World HRD Congress during the 13th Employer Branding Awards in Dusit Thani, Manila.

He graduated with a degree of Bachelor of Science in Psychology at Lyceum Northwestern University, and pursued his Master's degree in Business Administration major in International Business Management at Metro-Dagupan Colleges, and Master of Arts major in Clinical Psychology at the Pamantasan ng Lungsod ng Maynila. He also had post graduate Diploma in Organization Development from Dela-Salle College of Saint Benilde SPaCe Program. At present, he is completing his degree of Doctor of Philosophy major in Organization Development at the Southeast Asia Inter-Disciplinary Development Institute (SAIDI) Graduate School of Organization Development. He is a Registered Psychologist (RPsy), a Registered Psychometrician (RPm) and a Certified Industrial/Organizational Psychologist (CIOP) of the Psychological Association of the Philippines. He is also a Certified Business Administrator (CBA) for his post-graduate study in Management issued by the Chartered Association of Business Administrator of Canada and received a Certificate in Talent Management and Succession Planning from the Pennsylvania State University. Prior to joining SMPC, he was the AVP-Human Resources & Administration of DMCI Power Corporation. His past affiliations include Meralco PowerGen Corporation, SN Aboitiz Power, Indra Sistemas (Soluziona) Philippines, and TEaM Sual Corporation in various capacities in human resource development & organization development practice. He was also an International HR Consultant in Vietnam as a Project Manager/Senior Consultant of Indra Sistemas where he worked with World Bank and the Government of Vietnam in setting up the Human Resources and Organizational Development systems of the Electricity of Vietnam.

SCHEDULE 3 **2018 Summary of Board Acts and Resolutions**

1. Special Meeting on February 15, 2018 on the approval of the following:
 - a. Minutes of meeting held on December 7, 2017; and
 - b. The appointment of Mr. Jojo L. Tandoc as the Corporation's AVP-Human Resources effective immediately.

2. Regular Meeting on February 22, 2018 on the approval of the following:
 - a. Minutes of meeting held on February 15, 2018;
 - b. Audited Consolidated Financial Statements for the period ended December 31, 2017;
 - c. Audit Committee's Annual Report to the Board for the year ended December 31, 2017;
 - d. Statement of Management's Responsibility for Consolidated Financial Statements for the period ended December 31, 2017;
 - e. Designation of SMPC's representative to execute the representation letter relative to the audits of the consolidated financial statements of the SMPC and subsidiaries as of December 31, 2017;
 - f. Declaration of cash dividends of Php1.25/share with record date on March 8, 2018 and payable on March 22, 2018 taken from the unrestricted retained earnings of SMPC as of December 31, 2017;
 - g. Fixing the date, time and venue of the SMPC's Annual Stockholder's Meeting; appointment of Special Committee of Inspector on Proxy Validation; and appointment of SGV as the Board of Canvassers;
 - h. Short-term bonus pay for executive directors of Php2.5 million net, based on the SMPC's financial performance in 2017;
 - i. Sale of motor vehicle with plate no. TIN 637, and designating for the purpose SMPC's authorized representative/s;
 - j. Application and/or registration with the BOI for income tax holiday for the year 2017 as an expanding domestic coal producer on a non-pioneer status under Art. 39(a) of the Omnibus Investment Code of 1987;

- k. Application for trade foreign transactions with Lake Shore CCY Inc. and designating for the purpose SMPC's authorized representative/s ;
 - l. Application for registration with the Optical Media Board relative to the distribution of the materials to the stockholders for the 2018 annual stockholders' meeting, designating for the purpose SMPC's authorized representative/s; and
 - m. Application for exemption from securing a certificate of public convenience with MARINA, designating for the purpose SMPC's authorized representative/s.
3. Organizational Meeting on May 10, 2018 on the approval of the following:
- a. Minutes of board meeting held on February 22, 2018;
 - b. Election Officers and Composition of Governance Committees as follows:

A. Principal Officer:

- 1. Isidro A. Consunji - *Chairman & Chief Executive Officer*
- 2. Victor A. Consunji – *Vice-Chairman, President & Chief Operating Officer*
- 3. Maria Cristina C. Gotianun - *Executive Vice-President & Chief Information Officer*
- 4. Junalina S. Tabor – *VP & Chief Finance Officer*
- 5. Jaime B. Garcia - *VP-Procurement & Logistics*
- 6. Nena D. Arenas - *VP, Chief Governance Officer & Compliance Officer*
- 7. John R. Sadullo - *VP-Legal, Corporate Secretary and Counsel, and Corporate Information Officer*
- 8. Antonio R. Delos Santos - *VP-Treasury*
- 9. Jose Anthony T. Villanueva - *VP-Marketing for Coal*
- 10. Andreo O. Estrellado – *VP-Marketing for Power*
- 11. Ruben P. Lozada – *VP-Mining Operations & Resident Manager*
- 12. Carla Cristina T. Levina – *VP-Chief Audit Executive*
- 13. Sharade E. Padilla - *AVP-Investor & Banking Relations*
- 14. Karmine Andrea B. San Juan – *AVP-Corporate Planning Power*
- 15. Jojo L. Tandoc – *AVP-Human Resources*

B. Corporate Governance Committees:

- 1. Audit Committee:
 - a. Honorio O. Reyes-Lao - Chairman
 - b. Rogelio M. Murga - Member
 - c. Victor A. Consunji - Member
- 2. Compensation & Remuneration Committee:
 - a. Rogelio M. Murga - Chairman
 - b. Honorio O. Reyes-Lao - Member
 - c. Maria Cristina C. Gotianun - Member
- 3. Corporate Governance Committee:
 - a. Rogelio M. Murga - Chairman
 - b. Honorio O. Reyes-Lao - Member
 - c. Herbert M. Consunji - Member
- 4. Risk Committee
 - a. Rogelio M. Murga - Chairman
 - b. Honorio O. Reyes-Lao - Member
 - c. Isidro A. Consunji - Member
 - d. Victor A. Consunji - Member
 - e. Maria Cristina C. Gotianun - Member

5. Compliance Committee:

- | | | |
|-------------------------------|---|--------------------|
| a. Nena D. Arenas | - | Compliance Officer |
| b. Maria Cristina C. Gotianun | - | Member |
| c. Junalina S. Tabor | - | Member |
| d. John R. Sadullo | - | Member |
| e. Ruben P. Lozada | - | Member |

Mr. Rogelio M. Murga was likewise appointed by the Board as Lead Director in compliance with the Code of Corporate Governance for Public Listed Companies (SEC Memorandum Circular No. 19, Series of 2016).

- c. Approval of the unaudited consolidated financial statements for the period ended March 31, 2018 of the corporation and subsidiaries;
 - d. Amendment of coal supply agreement between the SMPC and Sem-Calaca Power Corporation, and designating for the purpose SMPC's authorized representative/s;
 - e. Opening of bank account and availment of banking products and services with Metrobank, and designating for the purpose SMPC's authorized representative/s;
 - f. Filing of petition for money claim with the COA for wharfage export fees paid to PPA in the amount of Php206,784,649.26, and designating for the purpose SMPC's authorized representative/s;
 - g. Execution of lease contract with One Network Bank covering a building space located in Semirara Island, Caluya, Antique, and designating for the purpose SMPC's authorized representative/s;
 - h. Availment of check writing facility with BDO;
 - i. Application for amendment of limestone quarry permit for the area situated within Brgy. Semirara, Caluya, Antique increasing the annual extraction volume to 19,000 metric tons; amendment of the ECC-R6-1103-0348-2231 dated March 10, 2011 for the purpose; and designating for the purpose SMPC's authorized representative/s;
 - j. Opening of bank accounts with BDO San Pedro Branch, and designating for the purpose SMPC's authorized representative/s;
 - k. Application for the conversion of Special Land Use Permit for other lawful purposes to Forest Landuse Agreement covering an area of 43 has. forestland located at Sitio Bobog and Pontod, Brgy. Semirara, Caluya, Antique with the DENR, and designating for the purpose SMPC's authorized representative/s;
 - l. Designation of check signatories relative to the withdrawal of cargoes from the port/loading of cargoes unto the vessel where settlement of such trade transactions with PPA is made through either cash or check issued by or for and on behalf of SMPC;
 - m. Designation of additional signatory to SMPC's banking transactions with BDO;
 - n. Application for and/or renewal of Dasmaringas Village Association Sticker for the corporation's service vehicles;
 - o. Sale of motor vehicle with plate no. XTG 221, and designating for the purpose SMPC's authorized representative/s;
 - p. Amendment of the Inward Foreign Manifest in the Bill of Lading GGLSG010905 laden on board vessel LODESTAR 18002E consigned to SMPC; and designating for the purpose SMPC's authorized representative/s; and
 - q. Application for and/or renewal of Forbes Park Association, Inc. sticker for the SMPC's service vehicles.
4. Regular Meeting on July 12, 2018 on the approval of the following:
- a. Minutes of board meeting held on May 10, 2018;
 - b. Change in designation of Andreo O. Estrellado from VP-Marketing for Power to VP-Power Market & Commercial Operations; and
 - c. Application for increase in credit limit/overdue reminder with Petron Fleet Card for the availment of its products and services, and designating for the purpose SMPC's authorized representative/s.
5. Special Meeting on August 9, 2018 on the approval of the following:
- a. Minutes of board meeting held on July 12, 2018;

- b. Approval of the unaudited consolidated financial statements for the period ended June 30, 2018 of the corporation and subsidiaries;
 - c. Related party transactions on coal freight sold by SMPC to its subsidiaries, SCPC and SLPGC in the amount of Php2.384 billion and Php707 million, respectively, and designating for the purpose SMPC's authorized representative/s;
 - d. Application for membership with Shareholder's Association of the Philippines, and designating for the purpose SMPC's authorized representative/s;
 - e. Sale of the SMPC's La Verti Residences unit no. 2305 and parking slot no. 209 located in Pasay City, and designating for the purpose SMPC's authorized representative/s;
 - f. Application for and/or renewal of Forbes Park Association, Inc. sticker for SMPC's service vehicle with conduction sticker no. A7S694;
 - g. Donation of motor vehicle with conduction sticker no. A6V979 to Diocese of Borongan, and designating for the purpose SMPC's authorized representative/s;
 - h. Application for Lifting of Abandonment/Clearance of No Alert with BOC, and designating for the purpose SMPC's authorized representative/s;
 - i. Designation of the SMPC's authorized representative as proxy for the annual stockholders' meeting of the SMPC's subsidiaries for year 2018;
 - j. Application for Fire Safety Inspection Certificate with the BFP Makati City, and designating for the purpose SMPC's authorized representative/s; and
 - k. Designation of the SMPC's authorized representative to receive settlement check from Standard Insurance Co., Inc. in the amount of Php10 million.
6. Special Meeting on September 10, 2018 on the approval of the following:
- a. Minutes of board meeting held on August 9, 2018;
 - b. Execution of Supplemental Pledge Agreement covering 2,231,000,000 common shares of SMPC in SLPGC to serve as security for the timely performance of the secured obligation under the OLSA dated February 24, 2012 with BDO Unibank, Inc., et. al., and designating for the purpose SMPC's authorized representative/s;
 - c. Execution of Memorandum of Agreement with the Municipal Government of Caluya, Antique for the establishment of a program for a Day Care Center, and designating for the purpose SMPC's authorized representative/s; and
 - d. Application and/or enrollment in Petron Fleet Card, and designating for the purpose SMPC's authorized representative/s.
10. Special Meeting on October 12, 2018 on the approval of the following:
- a. Minutes of board meeting held on September 10, 2018;
 - b. Application for cash conversion of SMPC's tax credit certificate amounting to Php11,847,055.07 with the BIR, and designating for the purpose SMPC's authorized representative/s; and
 - c. Account opening and availment of credit facilities and banking products and services with PNB, and designating for the purpose SMPC's authorized representative/s.
11. Regular Meeting held on November 7, 2018 on the approval of the following:
- a. Minutes of board meeting held on October 12, 2018;
 - b. Unaudited consolidated financial statements for the period ended September 30, 2018;
 - c. Related Party Transaction with Sem-Calaca Power Corporation and Southwest Luzon Power Generation Corporation relative to sold coal and freight amounting to Php4.218B and Php974M, respectively;
 - d. Declaration of special cash dividends of Php1.00/share from the unappropriated retained earnings for the interim period as of September 30, 2018 with record date on November 21, 2018 and payable on December 14, 2018;
 - e. Promotion of Jojo L. Tandoc as VP-Human Resources and Organizational Development effective immediately;
 - f. Application for refund with Meralco pursuant to Supreme Court's decision in G.R. No. 141314 and 141369, and designating for the purpose SMPC's authorized representative/s;
 - g. Upliftment of treasury shares with Maybank ATR Kim Eng Securities, Inc., designating for the purpose SMPC's authorized representative/s;

- h. Upliftment of treasury shares with Regina Capital Development Corporation, and designating for the purpose SMPC's authorized representative/s;
 - i. Upliftment of treasury shares with Deutsche Regis Partners, Inc., and designating for the purpose SMPC's authorized representative/s;
 - j. Uplift of treasury shares with Roxas & Co., Inc., and designating for the purpose SMPC's authorized representative/s;
 - k. Designation of SMPC's authorized representative/s to enter, execute, secure, follow up and received its tax credit certificate relative to the 5% VAT erroneously withheld and remitted by NPC to BIR amounting to Php86,108,626.10;
 - l. Sale of motor vehicles with plate nos. UQR 163, AFE 593, and UGQ 908, respectively, and designating for the purpose SMPC's authorized representative/s;
 - m. Application for Supply Chain/Receivables Financing with BPI, and designating for the purpose SMPC's authorized representative/s;
 - n. Application for a License to Operate with DOH, Health Facilities and Services Regulatory Bureau; and
 - o. Adoption of SMPC's Crisis Communication Manual.
12. Special Meeting held on December 6, 2018 on the approval of the following:
- a. Minutes of board meeting held on November 7, 2018; and
 - b. Designation of SMPC authorized representative to attend and represent SMPC in the conciliation conference relative to the labor case Magullado vs. Consunji, SEAD-NLRC-ILO-VI 11-758-2018, NLRC, Iloilo City.
13. Special Meeting held on January 4, 2019 on the approval of the following:
- a. Minutes of board meeting held on December 6, 2018;
 - b. Appointment of Ma. Cristina C. Gotianun as OIC-President;
 - c. Application for lifting of abandonment/clearance of no alert with Bureau of Customs, and designating for the purpose SMPC's authorized representative/s;
 - d. Claim for refund with Meralco under Service Identification Nos. 800851801 and 800851901 pursuant to the Decision of the Supreme Court in G.R. Nos. 141314 and 141369 and Order of the Energy Regulatory Commission (ERC) dated May 12, 2003 in ERC Case No. 2001-243, and designating for the purpose SMPC's authorized representative/s;
 - e. Sale of La Verti Residences unit 2305 and parking slot 209, and designating for the purpose SMPC's authorized representative/s;
 - f. Authority to appear at the mediation conference relative to the case docketed as *"In the Matter of the Request for Assistance (RFA) of: Rande M. Magullado, Requesting Party vs. Semirara Mining and Power Corporation, Responding Party, SEAD-NLRC-NCR 01-00180-19, NLRC, Quezon City,"* and designating for the purpose SMPC's authorized representative/s;
 - g. Application for check writing facility with BDO, and designating for the purpose SMPC's authorized representative/s;
 - h. Application for surety bond with Total Oil Asia-Pacific Pte. Ltd., and designating for the purpose SMPC's authorized representative/s;
 - i. Application for license to handle chemicals with PDEA, and designating for the purpose SMPC's authorized representative/s;
 - j. Sale of motor vehicle with plate nos. AFE 593, WOM 864, and AFE 594, and designating for the purpose SMPC's authorized representative/s;
 - k. Execution of Agreement with GQWest 888 Inc. for supply and delivery of purified drinking water, and designating for the purpose SMPC's authorized representative/s;
 - l. Application for Dasmariñas Village/Forbes Park Association sticker for SMPC vehicles, and designating for the purpose SMPC's authorized representative/s;
 - m. Opening of bank account and availment of credit facilities with ONB, and designating for the purpose SMPC's authorized representative/s; and
 - n. Assignment of turboats/barges to DMC-CERI, and designating for the purpose SMPC's authorized representative/s.

----- nothing follows -----

NOTICE OF ANNUAL STOCKHOLDERS' MEETING

Dear Stockholders:

Please be notified that the Annual Meeting of Stockholders of Semirara Mining and Power Corporation (the "Corporation") will be held on **May 6, 2019, Monday at 10:00 o'clock in the morning at the Main Lounge, Manila Polo Club, Inc., McKinley Road, Forbes Park, Makati City, Philippines**, with the following agenda:

- 1) CALL TO ORDER & PROOF OF NOTICE OF MEETING
- 2) CERTIFICATION OF QUORUM
- 3) APPROVAL OF MINUTES OF PREVIOUS STOCKHOLDER'S MEETING HELD ON MAY 7, 2018
- 4) APPROVAL OF MANAGEMENT REPORT
- 5) RATIFICATION OF THE ACTS OF THE BOARD OF DIRECTORS AND MANAGEMENT FROM THE DATE OF THE LAST ANNUAL STOCKHOLDER'S MEETING UP TO THE DATE OF THIS MEETING
- 6) APPROVAL OF RE-APPOINTMENT OF INDEPENDENT EXTERNAL AUDITOR
- 7) ELECTION OF DIRECTORS FOR 2019-2020
- 8) ADJOURNMENT

Stockholders of record as of **March 15, 2019** will be entitled to notice of, and vote at the said annual meeting or any adjournment or postponement thereof. Submission of proxies shall be no later than **April 26, 2019** and validation thereof on **April 30, 2019**, 4:00 o'clock in the afternoon at the office of the Corporation.

On the day of the meeting, you or your duly designated proxy is hereby required to bring this notice, proper authorization and forms of identification, i.e., driver's license, company, GSIS, SSS and the other valid identification to facilitate registration. Our registration starts at exactly 8:45 and closes at 9:45 o'clock in the morning.

Makati City, Metro Manila, March 1, 2019.



JOHN R. SADULLO
Corporate Secretary
For the Board of Directors

*Semirara Mining and Power Corporation's Dividend Policy: Minimum of 20% of Net Profit after Taxes starting from the period ending December 31, 2005, provided however that the Board of Directors shall have the option to declare more than 20%, if there is excess cash and less than 20%, if no sufficient cash is available.

The Corporation declared cash dividends:

- a) Regular dividends of P1.25 on February 22, 2018 with Record Date, March 8 and payable on March 22, 2018.
- b) Special dividends of P1.00 on November 7, 2018 with Record Date, November 21 and payable on December 14, 2018.

SEMIRARA MINING AND POWER CORPORATION
Annual Stockholders' Meeting
May 6, 2019, 10:00 A.M.

Main Lounge, Manila Polo Club, Inc.
 McKinley Road, Forbes Park, Makati City

**RATIONALE FOR EACH AGENDA FOR APPROVAL OF THE STOCKHOLDER AND
 PROFILE OF NOMINEES FOR DIRECTORS**

Agenda		Rationale
Item No. 3	Approval of the Minutes of previous meeting held on May 7, 2018.	Every Annual Stockholder's Meeting of the Corporation the minutes of previous meetings are presented to the stockholders for their approval.
Item No. 4	Approval of Management Report.	At every Annual Stockholder's Meeting of the Corporation, the Management of the Corporation presents to the stockholders for approval the results of its operations and financial performance of the Corporation for past year.
Item No. 5	Ratification of the acts of the Board of Directors and Management from the date of the last Annual Stockholders' Meeting up to the date of this Meeting.	At every Annual Stockholder's Meeting of the Corporation seeks ratification of the acts of the Board of Directors and Management. The resolutions of the Board are enumerated on Schedule 3 of its SEC Form 20-IS.
Item No. 6	Re-Appointment of SGV & Co. as Independent External Auditor.	Based on the Audit Committee's evaluation of SGV's performance, independence, qualifications and with due regard of management feedback.
Item No. 7	Election of Directors for 2019-2020.	

PROFILE OF DIRECTORS

1. ISIDRO A. CONSUNJI

70, Filipino, is a Director of SMPC since May 2001 and became the Chairman of the Board in November 2014. Currently, he serves as the Chief Executive Officer; and Member of Risk Committee.

Education:

B.S. Civil Engineering, University of the Philippines
 Master's Degree in Business Economics, Center for Research & Communication
 Master's Degree in Business Management, Asian Institute of Management
 Advanced Management, IESE School in Barcelona, Spain
 He is a Civil Engineer by profession.

Directorship in Listed Companies:

DMCI Holdings, Inc., *Director & President*
 Crown Equities, Inc., *Director*
 Atlas Consolidated Mining and Development Corporation, *Director*

Other Directorships/Positions:

SEM-Calaca Power Corporation, *Chairman & CEO*
 Southwest Luzon Power Generation Corporation, *Chairman & CEO*
 Semirara Claystone Inc., *Chairman & CEO*
 Semirara Energy Utilities Inc., *Chairman & CEO*
 Southeast Luzon Power Generation Corporation, *Chairman & CEO*
 SEM-Cal Industrial Park Developers Inc., *Chairman & CEO*
 DMCI Mining Corporation, *Chairman & CEO*
 St. Raphael Power Generation Corporation, *Chairman*
 ENK Plc (U.K.), *Chairman*
 DMCI Masbate Power Corporation, *Vice-Chairman*
 Dacon Corporation, *Director*
 M&S Company Inc., *Director*

DMCI Projects Developers, Inc., *Director*
Toledo Mining Corporation Plc (U.K.), *Director*
Semirara Cement Corporation, *Director & President*
Maynilad Water Services, *Director*
Private Infra Dev Corp., *Director*
Asian Institute of Management, *Trustee*

Former Affiliations:

Philippine Constructors Association, *President*
Philippine Chamber of Coal Mines, Inc., *President*

2. **JORGE A. CONSUNJI**

67, Filipino, is a Director of SMPC since May 2001.

Education:

B.S. Industrial Management Engineering, De La Salle University

Directorship in Listed Companies:

DMCI Holdings, Inc., *Director*

Other Directorships/Positions:

DMCI Masbate Power Corporation, *Chairman*
Dacon Corporation, *Director*
DMCI Project Developers, Inc., *Director*
SEM-Calaca Power Corporation, *Director*
Southwest Luzon Power Generation Corporation, *Director*
Semirara Claystone Inc., *Director*
Semirara Energy Utilities Inc., *Director*
Southeast Luzon Power Generation Corporation, *Director*
SEM-Cal Industrial Park Developers Inc., *Director*
Cotabato Timberland Co., Inc., *Director*
M&S Company, Inc., *Director*
Sodaco Agricultural Corporation, *Director*
DMCI Mining Corporation, *Director*
DMCI Power Corporation, *Director*
Eco-Process & Equipment Phils. Inc., *Director*
Maynilad Water Services, Inc., *Director*
D.M. Consunji, Inc., *President & COO*
Royal Star Aviation, Inc., *President & COO*
Divine Word School of Semirara Island, Inc., *Trustee & Vice-President*

Former Affiliations:

Contech Panel Mfg., Inc., *Chairman*
St. Raphael Power Generation Corporation, *Director*
Wire Rope Corp. of the Philippines, *Chairman*
St. Raphael Power Generation Corporation, *Director*
ACEL, *President*
Phil. Constructors Association, *Vice-President*

3. **CESAR A. BUENAVENTURA**

89, Filipino, is a Director of SMPC since May 2001.

Education:

Bachelor of Science in Civil Engineering, University of the Philippines
Master's Degree in Civil Engineering Major in Structures, Lehigh University, Bethlehem, Pennsylvania (Fulbright Scholar)

Directorship in Listed Companies:

DMCI Holdings, Inc., *Director*
iPeople, Inc., *Independent Director*
PetroEnergy Resources Corp., *Independent Director*

Concepcion Industrial Corporation, *Independent Director*
Pilipinas Shell Petroleum Corporation, *Independent Director*
International Container Terminal Services, Inc., *Independent Director*

Other Directorships/Positions:

DM Consunji, Inc., *Director*
The Country Club, *Director*
Mitsubishi Hitachi Power Systems Phils Inc., *Chairman*
Cavitex Holdings, Inc., *Director*
Via Technik Inc., *Director*
Pilipinas Shell Foundation, Inc., *Chairman*
Bloomberg Cultural Foundation, *Trustee*
ICTSI Foundation, *Trustee*

Former Affiliations:

Philippine American Life Insurance Company, *Director*
Atlantic Gulf & Pacific Company of Manila (AG&P), *Vice-Chairman*
Ayala Corporation, *Director*
First Philippine Holdings Corporation, *Director*
Philippine Airlines, *Director*
Philippine National Bank, *Director*
Benguet Corporation, *Director*
Asian Bank, *Director*
Ma. Cristina Chemical Industries, *Director*
Paysetter International Inc., *Director*
Maibarara Geothermal, Inc., *Chairman*
Manila International Airport Authority, *Director*
Shell Group of Companies, *Chairman & CEO*
Semirara Cement Corporation, *Vice-Chairman*
Central Bank of the Philippines, *Member of the Monetary Board*
Pilipinas Shell Foundation, Inc., *Founding Chairman*
University of the Philippines, *Member of the Board of Regents*
Asian Institute of Management, *Member of the Board of Trustees*
President of the Benigno S. Aquino Foundation, *President*

4. **HERBERT M. CONSUNJI**

66, Filipino, is a Director of SMPC since May 2001, and Member of Corporate Governance Committee.

Education:

Bachelor of Science in Commerce Major in Accounting, De La Salle University
Top Management Program, Asian Institute of Management
He is a Certified Public Accountant.

Directorship in Listed Companies:

DMCI Holdings, Inc., *Executive Vice-President & CFO*

Other Directorships/Positions:

DM Consunji, Inc., *Director*
DMCI Project Developers, Inc., *Director*
DMCI Power Corporation, *Director*
DMCI Mining Corporation, *Director*
DMCI-MPIC Water Company Inc., *Director*
SEM-Calaca Power Corporation, *Director*
Semirara Claystone Inc., *Director*
Southwest Luzon Power Generation Corporation, *Director*
Subic Water & Sewerage Corp., *Director*
SEM-Cal Industrial Park Developers Inc., *Director*

Other Affiliations:

Philippine Institute of Certified Public Accountants, *Member*

Financial Executives Institute of the Philippines, *Member*
Shareholder's Association of the Philippines, *Member*
Management Association of the Philippines, *Member*

5. **MARIA CRISTINA C. GOTIANUN**

64, Filipino, is a Director of SMPC since May 2006 and currently serves as the Executive Vice-President, Chief Information Officer, and was appointed by the Board as Officer-in-Charge, President on January 4, 2019. She is also a member of the Remuneration & Compensation Committee, Risk Committee, and Compliance Committee, respectively.

Education:

Bachelor of Science in Business Economics, University of the Philippines

Directorship in Listed Companies:

None.

Other Directorships/Positions:

Dacon Corporation, *Corporate Secretary*
SEM-Calaca Power Corporation, *Director, Treasurer & OIC-President*
Southwest Luzon Power Generation Corporation, *Director, Treasurer & OIC-President*
Semirara Claystone Inc., *Director & Treasurer*
Semirara Energy Utilities Inc., *Director & Treasurer*
Southeast Luzon Power Generation Corporation, *Director & Treasurer*
DMCI Power Corporation, *Director & Treasurer*
DMCI Masbate Power Corporation, *Director & Treasurer*
SEM-Cal Industrial Park Developers Inc., *Director & Treasurer*
DMCI Holdings, Inc., *Asst. Treasurer (listed company)*
Divine Word School of Semirara Island, Inc., *Trustee, Treasurer & Corporate Secretary*

Former Affiliations:

Semirara Mining and Power Corporation, *Vice-President - Administration*
St. Raphael Power Generation Corporation, *Director and Treasurer*
D.M. Consunji, Inc., *Vice-President for Finance & Administration & CFO*
DMC-Project Developers, Inc., *Finance Director*
DM Consunji, Inc., *Asst. Treasurer*

6. **MA. EDWINA C. LAPERAL**

57, Filipino, is a Director of SMPC since May 2007.

Education:

B.S. Architecture, University of the Philippines
Master's Degree in Business Administration, University of the Philippines
Executive Certificate for Strategic Business Economics Program, University of Asia & The Pacific
She is a License Architect.

Directorship in Listed Companies:

DMCI Holdings, Inc., *Director & Treasurer*

Other Directorships/Positions:

Dacon Corporation, *Director & Treasurer*
D.M. Consunji, Inc., *Director & Treasurer*
DFC Holdings, Inc., *Director & Treasurer*
DMCI Project Developers, Inc., *Director & SVP-Treasurer*
Artregard Holdings, Inc., *Director & Vice-President*
SEM-Calaca Power Corporation, *Director*
DMC Urban Property Developers, Inc., *Director & President*
Southwest Luzon Power Generation Corporation, *Director*

Former Affiliations:

Institute of Corporate Directors, *Fellow*
United Architects of the Philippines, Makati Chapter

Guild of Real Estate Entrepreneurs and Professionals
UP College of Architecture Alumni Foundation Inc.

7. **JOSEFA CONSUELO C. REYES**
71, Filipino, is a Director of SMPC since March 2015.

Education:

AB Economics, University of British Columbia, Vancouver, Canada
Strategic Business Economics Program, University of Asia and the Pacific (2007)

Directorship in Listed Companies:

None.

Other Directorships/Positions:

SEM-Calaca Power Corporation, *Director*
Southwest Luzon Power Generation Corporation, *Director*
Manila Herbal & Essential Oils Co., Inc., *General Manager*
Philippine Coffee Board, *Corporate Secretary*
Ecology Village Association, *Director and Chairperson*

Former Affiliations:

Ecology Village Association, *Director & Vice-President*

8. **LUZ CONSUELO A. CONSUNJI**
65, Filipino, is a Director of SMPC since May 2, 2017.

Education:

Bachelor's Degree in Commerce Major in Management, Assumption College
Master's Degree in Business Economics, University of Asia and the Pacific.

Directorship in Listed Companies:

DMCI Holdings, Inc., *Director*

Other Directorships/Positions:

SEM-Calaca Power Corporation, *Director*
Southwest Luzon Power Generation Corporation, *Director*
South Davao Development Co., *Director*
Zanorte Palm-Rubber Corp., *Director*
Dacon Corporation, *Director*
Missionaries of Mary Mother of the Poor, *Treasurer*

Former Affiliations:

One Network Bank, *Director*
Mary Mother of the Poor Foundation, *Treasurer*

9. **NESTOR D. DADIVAS**
67, Filipino, is a newly nominated Director of SMPC.

Education:

Master of Business Management, Asian Institute of Management
Bachelor of Science in Commerce, University of San Agustin
He is a Certified Public Accountant.

Directorship in Listed Companies:

None.

Other Directorships/Positions:

DMCI Power Corporation, *President*
Sem-Calaca Power Corporation, *Director*
Sem-Calaca Res Corporation, *Director*
Southwest Luzon Power Generation Corporation, *Director*

Former Affiliations:

Semirara Minig and Power Corporation, *Chief Finance Officer*
Siylay Group of Companies, *Chief Finance Officer*
Atlas Fertilizer Corporation, *Chief Finance Officer*
Phelps Dodge Phils. Inc., *Chief Finance Officer*

10. ROGELIO M. MURGA

84, Filipino, is an Independent Director of SMPC since November 2014, and also serves as the Chairman of the Compensation & Remuneration Committee, Corporate Governance Committee, and Risk Committee, respectively; and Member of the Audit Committee. He is also the Lead Director appointed by the Board in compliance with the Code of Corporate Governance for publicly-listed companies.

Education:

Bachelor of Science degree in Mechanical Engineering, University of the Philippines (1958)
Senior Management Program, Harvard Business School in Vevey, Switzerland (1980)
Honorary Degree of Doctor of Science – *Honoris Causa*, Feati University (2004).

Directorship in Listed Companies:

None.

Other Directorships/Positions:

Private Infra Dev Corp., Currently, *Chairman & CEO*
SEM-Calaca Power Corporation, *Independent Director*
Meralco Industrial Engineering Services Corp., *Independent Director*
Southwest Luzon Power Generation Corporation, *Independent Director*

Former Affiliations:

National Power Corporation, *President & CEO*
EEI Corporation, *Vice-Chairman, Director, President & COO*
Philippine Constructors Association, *President*
International Federation of Asian and Western Pacific Contractors Association, *President*
Management Association of the Philippines, *Member*
Philippine Chamber of Commerce and Industry, *Chairman of the Committee on Engineering and Construction*
DCCD Engineering Corporation, *Consultant*
National University, *Engineering Professor*

11. HONORIO O. REYES-LAO

74, Filipino, is an Independent Director of SMPC since May 2, 2017. He is also the Chairman of the Audit Committee; and Member of the Compensation & Remuneration Committee, Corporate Governance Committee, and Risk Committee, respectively.

Education:

Bachelor of Arts Major in Economics, De La Salle University
Bachelor of Science in Commerce, Major in Accounting, De La Salle University
Master's Degree in Business Management, Asian Institute of Management
Banking Operation, Philippine Banking Institute

Directorship in Listed Companies:

DMCI Holdings, Inc., *Independent Director*
Philippine Business Bank, *Independent Director*

Other Directorships/Positions:

SEM-Calaca Power Corporation, *Independent Director*
Southwest Luzon Power Generation Corporation, *Independent Director*
Space2place, Inc., *Independent Director*
DMCI-Property Developers, Inc., *Independent Director*

Former Affiliations:

Gold Venture Lease and Management Services Inc.

First Sovereign Asset Management Corporation

CBC Forex Corporation

CBC Insurance Brokers, Inc.

CBC Properties and Computers Center, Inc.

Institute of Corporate Directors, *Fellow*

Rotary Club of Makati West, *Member/Treasurer*

Makati Chamber of Commerce and Industries, *President*

PROXY FORM
SEMIRARA MINING AND POWER CORPORATION

Item 1. Identification. This proxy is being solicited by the **MANAGEMENT OF SEMIRARA MINING AND POWER CORPORATION** (the “**Corporation**”). The Chairman of the Board of Directors or, in his absence, President will vote the proxies at the Annual Stockholders’ Meeting to be held on **May 6, 2019, 10:00 a.m., Main Lounge, Manila Polo Club, Inc., McKinley Rd., Forbes Park, Makati City 1220, Philippines.**

Item 2. Instructions.

- (a) The proxy must be duly accomplished by the stockholder of record as of Record Date, or his duly authorized agent. In case of a stockholder that is a corporation or a partnership, the proxy must be accomplished by the officer or agent that is duly authorized to do so by virtue of an appropriate corporate or partnership resolution.
- (b) Duly accomplished proxies must be delivered to the Corporate Secretary of the Corporation not later than April 26, 2019, 5:30 p.m. at the following address: **Semirara Mining and Power Corporation, 2nd Floor DMCI Plaza, 2281 Don Chino Roces Avenue, Makati City, Philippines.**
- (c) In case of a corporate stockholder, the proxy must be accompanied by a corporate secretary’s certificate quoting the board resolution authorizing the relevant corporate officer to execute the proxy for the corporate stockholder.
- (d) In case of shares of stock owned jointly by two or more persons, the consent of all co-owners must be necessary for the execution of the proxy. For persons owning shares in an “and/or” capacity, any one of them may execute the proxy.
- (e) Validation of proxies will be conducted by the Special Committee of Inspectors designated by the Board on April 30, 2019, 4:00 o’clock in the afternoon at the 2nd Floor, DMCI Plaza, 2281 Don Chino Roces Avenue, Makati City, Philippines. Any dispute which may arise pertaining to the validation shall be resolved by the Securities and Exchange Commission upon formal complaint filed by the aggrieved party.
- (f) Unless otherwise indicated by the stockholder, a stockholder shall be deemed to have designated the Chairman of the Board of Directors, or in his absence, the President, as his proxy for the annual stockholders meeting to be held on May 6, 2019.
- (g) If the number of shares of stock is left in blank, the proxy shall be deemed to have been issued for all of the stockholder’s shares of stock as of Record Date.
- (h) The manner in which this proxy shall be accomplished, as well as the validation hereof shall be governed by the provisions of SRC Rule 20.11.2.
- (i) The stockholder executing the proxy shall indicate the manner by which he wishes the proxy to vote on the matters in (1), (2), (3), (4), and (5) below by checking the appropriate box. **WHERE THE BOXES (OR ANY OF THEM) ARE UNCHECKED, THE STOCKHOLDER EXECUTING THE PROXY IS DEEMED TO HAVE AUTHORIZED THE PROXY TO VOTE IN FAVOR OF THE ITEMS SPECIFIED HEREUNDER.**

The Undersigned Stockholder hereby appoints:

- (a) **The Chairman of the Board of Directors, or in his absence, the Vice-Chairman or the President, or in their absence,**
- (b) _____

as his/her/its Proxy to attend the stockholders’ meeting of the Corporation, and any adjournment or postponement thereof, and thereat to vote all shares of stock held by the undersigned as specified below and on any matter that may properly come before said meeting.

1. Approval of minutes of previous Annual Stockholder’s meeting held on May 7, 2018.

For Against Abstain

2. Approval of Management Report.

For Against Abstain

3. **Ratification of the acts of the Board of Directors and Management from the date of the last Annual Stockholders' Meeting up to the date of this Meeting.**

For Against Abstain

4. **Approval of Re-appointment of SyCip Gorres Velayo & Co. as Independent External Auditor for year 2019.**

For Against Abstain

5. **Election of Directors for 2019-2020.**

For all the nominees below, except those whose names are stricken out.

WITHHOLD AUTHORITY TO VOTE FOR ALL NOMINEES LISTED BELOW.

(Instructions: TO STRIKE OUT A NAME OR WITHHOLD TO VOTE FOR ANY INDIVIDUAL NOMINEE, DRAW A LINE THROUGH THE NOMINEE'S NAME IN THE LIST BELOW).

Nominees:

- | | |
|-------------------------------|-----------------------------|
| 1. ISIDRO A. CONSUNJI | 7. JOSEFA CONSUELO C. REYES |
| 2. JORGE A. CONSUNJI | 8. LUZ CONSUELO A. CONSUNJI |
| 3. CESAR A. BUENAVENTURA | 9. NESTOR D. DADIVAS |
| 4. HERBERT M. CONSUNJI | 10. ROGELIO M. MURGA* |
| 5. MARIA CRISTINA C. GOTIANUN | 11. HONORIO O. REYES-LAO* |
| 6. MA. EDWINA C. LAPERAL | |

**Nominated as Independent Directors*

Item 3. Revocability of Proxy. – Any stockholder who executes the proxy enclosed with this statement may revoke it at any time before it is exercised. The proxy may be revoked by the stockholder executing the same at any time by submitting to the Corporate Secretary a written notice of revocation not later than the start of the meeting, or by attending the meeting in person and signifying his intention to personally vote his shares. Shares represented by an unrevoked proxy will be voted as authorized by the stockholder.

Item 4. Persons Making the Solicitation. – The solicitation is made by the Management of the Corporation. No director of SMPC has informed in writing that he intends to oppose an action intended to be taken up by the Management of SMPC at the annual meeting. Solicitation of proxies shall be made through the use of mail or personal delivery. The Corporation will shoulder the cost of solicitation involving reproduction and mailing of this proxy in an estimated amount of Php90,000.00, more or less.

Item 5. Interest of Certain Persons in matters to be acted upon. – No director, officer, nominee for director, or associate of any of the foregoing, has any substantial interest, direct or indirect, by security holdings or otherwise, on the matter to acted upon at the annual stockholders' meeting to be held on May 6, 2019.

Number of Shares Held as of Record Date : _____

Date of Proxy _____ (Signature above printed name, including title when signing for a corporation or partnership or as an agent, attorney or fiduciary).

MANAGEMENT REPORT

Pursuant to SRC Rule 20(4)

**SEMIRARA MINING AND POWER CORPORATION
MANAGEMENT REPORT**

TABLE OF CONTENTS

PART I - BUSINESS AND GENERAL INFORMATION -----	3
PART II - SECURITIES OF THE REGISTRANT -----	10
A. Market Price and Dividends on Registrant's Common Equity -----	11
1 Market Information -----	11
2 Holders -----	12
3 Dividends -----	13
4 Recent Sales of Unregistered or Exempt Securities -----	13
PART III - FINANCIAL INFORMATION -----	13
A. Management Discussion and Analysis -----	13
1 Years 2017-2018 -----	14
2 Years 2016-2017 -----	30
3 Years 2015-2016 -----	48
B. Information on Independent Accountant and Other Related Matters -----	60
PAR IV – DISCUSSION ON COMPLIANCE WITH LEADING PRACTICE ON CORPORATE GOVERNANCE -----	60
ATTACHMENT:	
STATEMENT OF MANAGEMENT’S RESPONSIBILITY FOR FINANCIAL STATEMENTS 2018 & 2017 ANNUAL AUDITED CONSOLIDATED FINANCIAL STATEMENTS	
SUPPLEMENTARY SCHEDULES:	
SCHEDULE OF RETAINED EARNINGS AVAILABLE FOR DIVIDEND DECLARATION	
SCHEDULE OF FINANCIAL SOUNDNESS INDICATORS	
SCHEDULE A – FINANCIAL ASSETS	
SCHEDULE B – AMOUNTS RECEIVABLE FROM DIRECTORS, OFFICERS, EMPLOYEES, RELATED PARTIES AND PRINCIPAL STOCKHOLDER	
SCHEDULE C – AMOUNTS RECEIVABLES/PAYABLES FROM/TO RELATED PARTIES WHICH ARE ELIMINATED DURING THE CONSOLIDATION OF FINANCIAL STATEMENTS	
SCHEDULE D – INTANGIBLE ASSETS	
SCHEDULE E – LONG TERM DEBT	
SCHEDULE F – INDEBTEDNESS TO RELATED PARTIES	
SCHEDULE G – GUARANTEES OF SECURITIES OF OTHER ISSUERS	
SCHEDULE H – CAPITAL STOCK	
MAP OF THE RELATIONSHIPS OF THE COMPANIES WITHIN THE GROUP	
SCHEDULE OF ALL EFFECTIVE STANDARDS AND INTERPRETATIONS UNDER PHILIPPINE FINANCIAL REPORTING STANDARDS	

PART I- BUSINESS AND GENERAL INFORMATION

Semirara Mining and Power Corporation¹ (the “Corporation” or “SMPC”) was incorporated on February 26, 1980 to explore, develop and mine the coal resources in Semirara Island, Caluya, Antique.

Competition is insignificant in so far as domestic coal mine is concerned. SMPC remains the largest coal producer in the Philippines, contributing 1.515 million metric tons (MT) or 98.4% of total domestic coal production in 2001 while the nominal balance is shared by small-scale mines in Cebu, Bataan Island, and other areas. Nonetheless, domestic coal demand is still anchored heavily on imported coal. In 2002, importation reached 5.930 million MT, representing 79.4% of aggregate supply, much higher than the 1.539 million MT (or 20.6% of aggregate supply) contributed by domestic coal producers. China brought in the bulk of coal in the country, accounting for 49.84% of the total, followed by Indonesia (36.86%), Australia (9.26%) and Vietnam (4.04%). In 2004, domestic producers supplied 27% of the total demand of 9.5 Million MTs increasing further to 32% of the 9.7 Million MTs market in 2005. However, in 2006 domestic producers supplied only 25% of the total demand of 9.5 Million MT’s because of higher imported volume due to demand of higher quality coal which came from other countries. Semirara supplied 22% of the country’s total coal consumption for 2006. The competitiveness of domestic coal producers is threatened by the more superior quality of imported coal as well as the government’s policy on liberalization. This is however compensated by the Department of Energy’s policy to promote indigenous energy resources and lower freight costs of local coal vis-à-vis imports. SMPC remains to be competitive while it continues to exert efforts to improve the quality of its coal and keep production costs low. The tariff rates of sub-bituminous and other coal now stand at the rate of 3%.

To be competitive, local coal industry must be priced competitively against imported coals, currently from, Indonesia, China & Australia. Pricing of domestic coal is based on import parity inclusive of taxes and duties (at the current rate of taxes and duties). With the inherent quality of Semirara coal, it is estimated that it will be used by approximately 50% of the total Philippine market during this period. The promptness of delivery and quality of coal is required. The power companies are mostly located in Luzon and a few in the Visayas and Mindanao.

In March 2003, NPC tested our coal for its Masinloc plant while deliveries were made to Sual and Pagbilao Power Plants in 2004 and 2005. Both plants (Sual and pagbilao) are being operated by Mirant, Phil., Inc., and are covered by a Coal Supply and Energy Conversion Agreements with NPC. At this time, these plants have potential market of 600,000 to 800,000 Mts of coal per annum for Semirara coal.

On December 2, 2009, SEM-Calaca Power Corporation (SCPC), a wholly-owned subsidiary of SMPC took over the operation of the National Power Corporation’s (NPC) power plants in Calaca and in May 4, 2010 completed its acquisition of said power plants. SMPC continues to supply coal to the Calaca plants at approximately 900,000 MTs in 2010. The Calaca plants have a potential requirement of approximately 1.5 to 2.0 Million MTs.

Historically, approximately 98% of SMPC’s revenue streams are from the then NPC Calaca Plants. Prior to its privatization, NPC’s consumption of Semirara Coal steadily increased since SMPC worked on improving the quality of its coal. Note that SMPC started washing 25% of its production in mid-1999. Resultantly, its market has widened, to include other power plants, the cement industry and other small industrial plants and in 2007, Semirara coal was tested by the export market. In 2007, NPC’s share in volume and value of the SMPC’s sales went down to 38% and 45%, respectively from 63% and 68% in 2006. In 2008, NPC share in volume and value further dropped to 24% and 40% due to steady increase in total volume sold resulting from increase in domestic sales to other power plants and industries and export sales as well. In 2007, sale to domestic customers (outside NPC) accounted for 39% and 37% respectively in terms of volume and value, and rose to 46% in volume and decreased by 27% in value in 2008. Likewise, in 2007, export sales’ share in volume and value registered at 22% and 18%, respectively and went up to 30% and 22%, in 2008.

On August 31, 2011, Southwest Luzon Power Generation Corporation (SLPGC), a wholly-owned subsidiary of SMPC was incorporated with an authorized capital stock of Php10 Billion and paid-up capital of Php3 Billion.

¹ Change in corporate name from Semirara Mining Corporation to Semirara Mining and Power Corporation was approved by SEC on August 18, 2014.

SLPGC was constituted as the project company that will own and operate the 2x150 MW Coal Fired Thermal Power Plant. The project cost of the said power plant is estimated to be approximately Php19.8 Billion and will be constructed adjacent to the SCPC Power Plant in Calaca, Batangas. On February 1, 2012, the Department of Environment and Natural Resources (DENR) issued to SLPGC its Environmental Compliance Certificate (ECC). SMPC’s other wholly-owned subsidiaries are SEM-Cal Industrial Park Developers, Inc. (SIPDI), Semirara Claystone Inc. (SCI), Semirara Energy Utilities Inc. (SEUI), and Southeast Luzon Power Generation Corporation² (SELPGC) while the Corporation has 50% equity ownership in St. Raphael Power Generation Corporation (SRPGC).

SMPC has secured permits and licenses from the government as follows: (a) Extension of Coal Operating Contract with the DOE from 2012 to 2027; (b) DENR Environmental Compliance Certificate No. 9805-009-302; (c) DENR Environmental Compliance Certificate ECC-CO-1601-005 issued by the DENR for its Molave Coal Project; (d) Business Permits issued by Caluya, Antique and Makati City; (e) Aerodrome Registration Certificate No. AGA-R-009-2018A issued by CAAP-yearly renewable; (f) Certificate of Registration of Port Facilities No. 149 until December 31, 2014³; and (g) DENR Special Land Use Permit No. 6-1-SLUP-OLP002-03152017 until March 15, 2017⁴.

Under its Coal Operating Contract, SMPC is obligated to pay royalties to the Department of Energy (DOE) – at the minimum of 3% based on FOB sales or at 30% of net proceeds (gross revenue less all expenses, excluding royalty and corporate tax) and compensation for entry and use of private lands under the provisions of PD 972, as amended by PD 1174, to land owners – Php0.50/MT for untitled land and Php1.00/MT for titled land. On November 12, 2009, DOE and SMPC executed Second Amendment to Coal Operating Contract No. 5. The second amendment amends the coordinates of the contract area to include a land area of 3,000 and 4,200 hectares, more or less, located in Caluya Island and Sibay Island, Antique.

On September 10, 2012 the Technical Report on Bobog Coal Deposit was released, which showed a resource estimates of 27.5 million metric tons of measured and 9 million metric tons of indicated in situ coal in Bobog mine. The coal resource is contained in 26 seams but only 19 were considered in the estimate as mineable due to thickness, quality and consistency factors. Of the 19 seams, 12 attained thickness greater than 3 meters and occasionally up to 20 meters. The coal resource has a heating value ranging from 6,930 to 10,149 BTU/lb, with a mass-weighted average of 9,500 BTU/lb. Under the ASTM classification of coal by rank, the seams in Bobog range from Sub-bituminous B to Sub-bituminous A. Eleven (11) major and thirty-seven (37) minor coal seams have been interpreted and correlated from the Bobog drillholes. The major coal seams are seams 10, 22, 23, 31, 32, 33, 41, 42, 43, 44, and 45. A coal seam is categorized as major seam if it contains at least one million metric tons of coal resources. Intersected thickness of major seams ranged up to 25 meters. The Bobog database for most of the major seams is highly robust, especially in portions where resource is large. A total of 2,834 rows of data from the Bobog drillholes were reviewed. The major seams have significant data coverage. For minor seams, the database is not as robust because only few drillholes intersected them, and for this reason in-fill drilling is recommended.

The number SMPC’s workforce is 4,813 and 3,349 for the years 2018 and 2017, respectively, inclusive of employees based at its head office in Manila. Out of the 4,813 work force for 2018, 3,507 are employed by SMPC while the rest are employed by contractors, one of which is DMC Construction Equipment Resources, Inc., an affiliate of Dacon Corporation. SMPC does not anticipate hiring additional employees for the ensuing year except when due to contingencies resulting in separation, resignation, termination of services of existing employees. The breakdown of SMPC’s employees according to type, are as follows:

Executive	16
Managers	54
Supervisors	354
Rank and File	3,083
Total	3,507

² Formerly SEM-Balayan Power Generation Corporation.

³ Renewal of permit is still pending with Philippine Ports Authority.

⁴ Renewal of permit is still pending with DENR.

On the other hand, in 2018 total number of SCPC workforce is 638, of which 579 are indirectly employed inclusive of the O&M contractor employees at SCPC's Calaca Power Plant. In 2017, its workforce was 648. SLPGC's 2018 workforce is at 249, of which 143 are employees. SMPC's other subsidiaries, namely, SIPDI, SCI, SEUI, and SELPGC are non-operational, hence, no employees were hired.

On December 14, 2006, the CBA between SMPC and Semirara Mining Corporation Labor Union (SMCLU) was signed effective for another five (5) years. There was a notice of strike which, however, did not materialize due to settlement resulting to the signing of the new CBA. After the expiration of the CBA on August 31, 2011, no new CBA was executed by SMCLU and SMPC. Meanwhile, the terms of the CBA remained to be implemented. There are no existing labor unions in SMPC's subsidiaries.

SMPC has obtained all necessary government permits for its operations. SMPC has been implementing the necessary programs to comply with all regulatory requirements, particularly its ECC, which includes Regular Monitoring by the Multi-Partite Monitoring Team (MMT) Marine Assessment Studies/Surveys, Social Development Programs, Reforestation Programs, etc. From 2001-2006 the Corporation has spent Php23.6 Million for Social and Environmental Programs such as expanded mangrove areas, initiated and supported livelihood projects, implemented reforestation programs on the island, and cultivated fresh water sanctuary.

SMPC is legally required to fulfill certain obligations as required under its ECC issued by DENR when it abandons depleted mine pits. SMPC recognizes this liability and set up an "Asset Retirement Obligation" account in its Balance Sheet.

SMPC's has established an Environmental Monitoring Fund for MMT, which has an initial amount of Php600,000, determined by the work and financial plan of the Monitoring Team. Also, an Environmental Guarantee Fund was established with a cash component of Php1.5 Million. This enables the continued mining operations of SMPC.

SMPC continue to operate and has not been suspended and neither has it been issued any suspension order nor is there any ongoing mining audit or re-audit, as based on the DENR Environmental Audit on August 25, 2016, SMPC was cleared and compliant with its Environmental Compliance Certificate (ECC). SMPC's operation is under the jurisdiction of the DOE and the latter has issued in August 26, 2016 the results of its own technical audit confirming SMPC's operations does not discharge toxic materials to the mangroves, sulfur content of coal is below 1%, no seaweed farm affected and dumping of overburden materials do not affect nearby communities.

The DENR order on the closure of several mines has no adverse effect whatsoever on the Corporation's business operations and financial condition. In February 2017, the DENR-EMB Region VI issued a special order on the creation of composite team to conduct monitoring, inspection and investigation on SMPC's compliance to its ECC, ambient air and water monitoring of Semirara Island, investigation of alleged reclamation of SMPC and livelihood and community status in the island. It was, however, clarified that the inspection is not an audit but only information gathering and validation of its audit results in 2016.

Based on the results of its data gathering activity in Semirara Island, DENR-EMB Region VI declared SMPC to be very much compliant with the ECC conditionalities as shown by the mining audit conducted in 2016 by the Multi-Partite Monitoring Report. The DENR-EMB noted that:

1. SMPC substantially provided basic services and livelihood assistance to local communities. Reforestation and rehabilitation program are on the top priority of SMPC.
2. Sixty percent (60%) is vegetated or covered with naturally growing and planted trees.
3. On the alleged reclamation, the results showed that there is a considerable increase of land area on the northern tip of the island and extending seaward from the mining pits of Unong, Panian, Molave and Narra, as a result of backfilling and within the coal operating area of SMPC.
4. SMPC has established a Research Center for giant clams and abalone near the Semirara Marine Sanctuary to support the water quality monitoring. Giant clams that thrives in the area is an indicator of good water quality.

SMPC has a pending transfer of the Mineral Production Sharing Agreement (MPSA) from South Davao Development Co., Inc. However, due to regulatory developments on February 14, 2017 relative to the DENR Secretary pronouncement on cancellation of MPSAs, the transfer has been put on hold subject for further evaluation by the Corporation. This, has no material adverse effect whatsoever on the Corporation's business operations and financial condition.

In 2008, SMPC obtained ISO certification on Integrated Management System covering three (3) standards as follows: Quality Management System (ISO 9001:2008), Environmental Management System (ISO 14001:2004), and Occupational Health and Safety Management System (OSHAS 18001:2007). Recently, SMPC has successfully transitioned and passed conformance to the 2015 versions of ISO 9001 and ISO 14001 on quality and environmental management systems, respectively. The new versions require an embedded risk-based approach and take into account the engagement of various key stakeholders.

Meanwhile, SMPC's existing legal cases, are as follows:

1. **The HGL Case.** Sometime in January 2004, the Corporation received a complaint filed by HGL Development Corporation ("HGL"). The facts are as follows:

On August 28, 1984, HGL entered into a Forest Land Grazing Lease Agreement (FLGLA No. 184) with the DENR covering a 367-hectare land located at the Barrios of Bobog and Pontod, Semirara, Antique. In its Order dated December 6, 2000, DENR cancelled FLGLA No. 184 explaining that the subject area is within the coverage of Proclamation No. 649, which set apart the island of Semirara in the Province of Antique as coal mining reservations.

HGL filed a letter requesting a reconsideration of the Order but the request was denied in the DENR's letter-Order dated December 9, 2002.

The Caloocan Case

On November 17, 2003, HGL filed a complaint (Civil Case No. C-20675) against the DENR for specific performance and damages in Branch 121, Regional Trial Court of Caloocan City (RTC-Caloocan). HGL prayed that DENR should perform its obligations under FLGLA No. 184 and pay HGL for moral and exemplary damages and attorneys' fees.

On March 2, 2004, SMPC filed a Motion for Intervention because the Order canceling FLGLA No. 184 sought to be reconsidered by HGL covers property located in the island of Semirara, Antique, which motion was granted by RTC-Caloocan. Subsequently, SMPC filed a Motion to Dismiss for lack of cause of action/jurisdiction and forum shopping. SMPC's prayer for dismissal and its subsequent Motion for Reconsideration having been both denied, SMPC filed its Petition for Review (G.R. No. 92238) with the Court of Appeals (CA) on November 28, 2005 on the premise that RTC-Caloocan has no jurisdiction over the case.

On January 16, 2007, the CA reversed RTC-Caloocan's decision and finding grave abuse of discretion on the part of the presiding judge for failing to dismiss the case for lack of jurisdiction. The CA ruled that the DENR Order canceling HGL's FLGLA No. 184 had long been final and executory on account of its failure to appeal said Order to the Office of the President. Eventually, HGL's Motion for Reconsideration was denied and the CA accordingly dismissed the case.

Due to CA's denial of HGL's Motion for Reconsideration, a Petition for Certiorari (SC G.R. No. 177844, 2nd Division) was filed by HGL before the Supreme Court (SC) on November 14, 2007, which was denied for HGL's failure to sufficiently show any reversible error on the assailed CA decision and further denies HGL's motion for leave and first and second motions of time to file a reply to SMPC's comments on the petition. HGL's Motion for Reconsideration was denied with finality on July 2, 2008.

Meanwhile, in a case docketed as SC G.R. No. 180401, 1st Division (*DENR vs. HGL*), DENR's Petition for Certiorari was denied by the SC on February 4, 2008. DENR then filed a Motion for Reconsideration on March 25, 2009, but again denied by the SC with finality.

Citing as basis the dismissal of the Culasi Case (SMPC vs. HGL) on the ground of forum shopping, SMPC filed a Motion to Dismiss with RTC-Caloocan (Civil Case No. C-20675). However, RTC-Caloocan denied the motion on December 24, 2008 and cited SC decision on G.R. No. 180401 (DENR vs. HGL) to sustain its decision to retain jurisdiction over the case. With the denial of its Motion for Reconsideration on June 24, 2009, the SMPC filed a Petition for Certiorari with the CA on September 14, 2009 (CA-G.R. SP No. 110460). On October 31, 2013 the CA dismissed SMPC's petition to which a Motion for Reconsideration was filed on November 22, 2013, which was likewise denied by the CA.

On May 29, 2014, SMPC filed its Petition for Review on Certiorari under Rule 45 with the Supreme Court (SC G.R. No. 212018). After directives given by the SC in June 2017, SMPC filed its Reply to HGL's Comment to the Petition. The case remains pending to date.

The Culasi Case

HGL also filed a separate case (Civil Case No. C-146) against SMPC on November 17, 2003 in Branch 13 of the Regional Trial Court of Culasi, Antique (RTC-Culasi) for the recovery of their alleged possession of a 367-hectare land located at the Barrios of Bobog and Pontod, Semirara, Antique. HGL prayed for (i) the issuance of a preliminary mandatory injunction in order to secure immediate possession of the property pending litigation, and (ii) actual, moral and exemplary damages and attorney's fees in the total amount of P10 million. SMPC received the summons on January 15, 2004.

On February 6, 2004, SMPC filed its Answer and prayed for the outright dismissal of the case for being baseless and unfounded as the Order canceling FLGLA No. 184 had long been final and executory and can no longer be disturbed. SMPC claims exemplary and moral damages and attorneys' fees.

On September 16, 2004, the RTC-Culasi granted HGL's prayer for preliminary mandatory injunction, which order was affirmed by the CA-Cebu (CA-G.R. CEB-SP No. 00035). SMPC elevated the case to the SC (SC G.R. No. 166854) by way of Certiorari with prayer for Temporary Restraining Order (TRO) and/or Injunction to be issued against HGL, the CA-Cebu and RTC-Culasi. The SC initially granted the TRO on March 2, 2005, but on December 06, 2006, the SC promulgated its decision, which denied SMPC's Petition for Certiorari and lifted the TRO. On January 18, 2007, SMPC filed its Motion for Reconsideration and later on January 25, 2007 due to the ruling by the CA in the Caloocan case filed a Supplemental Motion for Reconsideration. On February 14, 2007, the SC denied with finality SMPC's Motion for Reconsideration and its supplement to the aforesaid motion for lack of merit.

Meanwhile, on July 16, 2007, the RTC-Culasi dismissed the main case, as the two (2) cases filed by HGL was a deliberate violation of the rule on forum shopping. RTC-Culasi further stated in its decision that in both cases, HGL's cause of action rests on the validity of its FLGLA No. 184. HGL filed a Motion for Reconsideration, but on November 20, 2007, RTC-Culasi ruled against HGL. No appeal was taken by HGL.

Thereafter, on February 6, 2008, HGL filed before the SC a Petition for Indirect Contempt (SC G.R. No. 181353). HGL alleged, among others, that the dismissal of the Culasi case constitutes indirect contempt as HGL was not able to implement the SC's decision dated December 6, 2006 (affirming the earlier order of RTC-Culasi granting HGL's prayer for preliminary mandatory injunction) and resolution dated February 14, 2007, as RTC-Culasi dismissed the main case or the Culasi case on the ground of forum shopping. SMPC filed its Comments/Opposition to the Petition. Subsequently, the SC required the parties to submit their respective Memoranda.

In its Decision dated June 6, 2016, the SC stated that "[t]he Petition for Indirect Contempt is completely baseless" since SMPC was repetitively raising the issue of forum shopping through various motions and petitions and at different stages of Civil Case No. C-146, was tenacious, at worst, but not contumacious (pg.29), as Judge Penuela merely made an error of judgment when he dismissed the case based on forum shopping. Further, HGL further breached the principle of judicial hierarchy in directly filing its Petition for Certiorari before the SC (pg.31).

The Decision of RTC-Culasi in dismissing the case (Civil Case No. C-146) on the ground of forum shopping was a valid decision albeit erroneous. HGL instead of filing an appeal under Rule 41 to the Court

of Appeals sought the remedy of a Petition for Indirect Contempt and in the alternative Certiorari under Rule 65. HGL likewise filed this petition two days beyond the allowed reglementary period under the Rules of Court.

Despite the defects of the Petition filed by HGL, the Court partly grants the same in the interest of substantive justice and equity. Thus, in consideration of the extraordinary circumstances and the interest of substantive justice and equity, the SC partially grants the Petition, which reinstates the case (Civil Case No. C-146) and remands it to RTC-Antique for the specific purpose of hearing and determining the damages to be awarded to HGL for the non-enforcement of the Writ of Preliminary Mandatory Injunction dated October 6, 2004. The hearing for the specific purpose of determining the damages to be awarded was set on May 21, 2018. The case is pending to date.

2. **Tax Refund/Credit Case.** SMPC filed 0several cases against the Commissioner of Internal Revenue before the Court of Tax Appeals (CTA) for tax credit/refund due to erroneously withheld and remitted VAT on coal sales by National Power Corporation (NPC) in the total amount of Php190,500,981.23.
 - 2.1 *CTA Case No. 7717 (For Php11,847,055.07).* – On October 15, 2009, the CTA granted SMPC’s petition in the amount of Php11,847,055.07 for VAT withheld for the month of December 2005. The CIR moved for reconsideration. After SMPC filed its comment on November 21, 2009, the CTA on August 10, 2010 issued a Writ of Execution on its decision dated October 15, 2009. The Writ of Execution was served to BIR on August 13, 2010. On September 9, 2015, BIR released the Tax Credit Certificate (TCC) to SMPC. SMPC has submitted all documents to BIR to process its cash conversion application for Php11,847,055.07.
 - 2.2. *Commissioner of Internal Revenue vs. Semirara Mining Corporation, G.R. No. 202534 (CTA EB No. 752 [For Php15,292,054.93]).* – On January 4, 2011, the CTA granted SMPC’s petition in the amount of Php15,292,054.91 for VAT withheld for the month of January 2007. CIR’s Motion for Reconsideration was denied on March 18, 2011. CIR appealed the case to CTA *En Banc* (CTA EB No. 752) but the CTA *En Banc* dismissed the CIR’s petition for lack of merit. The CIR again moved to reconsider the *En Banc* decision, but was denied on June 28, 2012. Thereafter, the CIR filed a petition for review on certiorari with the Supreme Court (*G.R. No. 202534*), to which SMPC filed a comment on January 28, 2013 while the CIR filed its reply on June 25, 2013. The petition remains pending to date.
 - 2.3. *Commissioner of Internal Revenue vs. Semirara Mining Corporation, G.R. No. 203621 (CTA EB No. 772 [For Php86,108,626.19]).* – On February 10, 2011, the CTA granted SMPC’s petitions in the amount of Php86,108,626.10 for VAT withheld for the period covering January 1, 2006 to June 30, 2006. On February 22, 2011, as CIR’s Motion for Reconsideration was denied, it elevated the case to CTA *En Banc* (CTA EB No. 772), but was denied by the CTA *En Banc* on June 22, 2012. The CIR filed its Motion for Reconsideration but was again denied by CTA on September 17, 2012. The CIR filed with the Supreme Court (SC) a Petition for Review on November 5, 2012, but was denied in a minute resolution dated January 30, 2013. On October 10, 2013 an Entry of Judgment was issued. The Corporation filed its Motion for Issuance of a Writ of Execution with the CTA which was granted on January 21, 2014 and served to the BIR on April 27, 2015. On November 13, 2018, SMPC received from BIR its TCC for the amount of Php86,108,626.19. SMPC submitted the documentary requirements for its cash conversion application with the BIR last December 19, 2018.
 - 2.4. *Commissioner of Internal Revenue vs. Semirara Mining [and Power] Corporation, G.R. No. 202922 (CTA EB No. 793 [For Php77,253,245.39]).* - On March 28, 2011, the CTA granted SMPC’s petition in the amount of Php77,253,245.39 for the period covering July 1, 2006 to December 31, 2006. On April 12, 2011, as CIR’s Motion for Reconsideration was denied on June 3, 2011 it elevated the case to the CTA *En Banc* (CTA EB No. 793), but the latter, on April 23, 2012 dismiss the petition for lack of merit. As the CIR’s Motion for Reconsideration was likewise denied on May 29, 2012, it filed a Petition for Review with the Supreme Court (*G.R. No. 202922*). SMPC filed a Comment on December 28, 2012 to the CIR’s Petition. On October 25, 2013, the SC issued a notice granting the CIR’s Motion to Admit Reply and a copy of the Reply. On June 19, 2017, the SC denied CIR’s petition for review and affirmed the CTA *En Bank*’s Decision dated April 23, 2012 and its Resolution dated July

- 26, 2012. On January 10, 2018, the SC denied CIR's reconsideration with finality and ordered that an entry of judgment be issued immediately as there is no substantial argument to warrant a modification of the SC decision. Motion for Writ of Execution was already filed with the CTA on March 19, 2019.
3. **Forcible Entry Case.** – The complaint docketed as *Gabinete, et. al. vs. SMPC, et. al., Civil Case No. 210-C, MCTC-Pandan, Antique* hinges from the alleged entry of SMPC to a portion of Gabinete's properties located in Barangay Alegria, Caluya, Antique. The occupation of SMPC was based on the authority of the new owner of the property. Gabinete prayed that the Court order SMPC to vacate the properties and pay damages and attorney fees. On March 11, 2014 SMPC submitted its affidavits and position paper as required by the Court. The case is submitted for resolution/decision of the Court.
 4. **Annulment of Deeds of Sale Case.** – The complaint docketed as *Gabinete, et. al., vs. SMPC, et. al., Civil Case No. C-260, RTC-Culasi, Antique, Branch 13* seeks the annulment of the deeds of sale which Gabinete executed with the defendant, George G. San Pedro covering parcels of land located in Brgy. Alegria, Caluya, Antique due to alleged unsound mind of the plaintiff at the time of execution. Gabinete filed an amended complaint, which was admitted by RTC on April 27, 2015. On account of the inclusion of Manual Gabinete, Vincent Gabinete and the Municipal Assessor of Caluya as additional defendants, and the filing of Answer by Vicente Gabinete, the RTC in a Constancia dated August 15, 2018 reset the Preliminary Conference on September 2, 2018. The case remains pending to date.
 5. **Damages.** – The case docketed as *Bauer Foundations Philippines, Inc., Plaintiff, vs. Semirara Mining Corporation and/or Victor A. Consunji and/or Jaime B. Garcia, Defendants, Civil Case No. R-QZN-14-04802CV, Regional Trial Court-Quezon City, Branch 100.* Plaintiff Bauer Foundations Philippines, Inc. (Bauer) alleged that SMPC, in bad faith, prevented it from drilling and grouting the remaining 35 holes of the agreed 122 holes in violation of the parties' agreement. The agreement generally covered the construction of numerous drilled shafts of 1.2-meter-diameter with a depth of 150 meters to be filled with grout and/or concrete for the fault line areas at coal mining area of the SMPC in Semirara Island, Caluya, Antique. In view of such alleged breached, Bauer is asking the court that the SMPC be adjudged to pay the amount of Php7 million for actual damages representing unpaid value of the 35 undrilled holes, Php500,000.00 exemplary damages, Php100,000.00 litigation expenses, and costs of suit. Contrary, however, to the allegations of Bauer, it is Bauer which failed to perform and deliver based on the timeline as agreed. Answer was filed on July 14, 2014. On February 27, 2017, the Court rendered its Decision dismissing the complaint, as Bauer was not able to prove its case by preponderance of evidence. Its motion for reconsideration was likewise denied per Order dated July 10, 2017. Bauer's Notice of Appeal was given due course by the RTC per Order dated September 22, 2017. On November 9, 2017 the CA (CA-G.R. CV No. 109769) required the parties to submit their Briefs. The case remains pending to date.
 6. **Illegal Dismissal with Money Claims Case.** – The complaint was docketed as *Jimmy S. Juntilla vs. SMPC and Victor A. Consunji, President, NLRC Case No. RAB-XI-04-00269-16, Regional Arbitration Branch No. XI, Davao City.* Juntilla is a Dump Truck Driver of the Corporation's mine site in Semirara Island, Caluya, Antique. He alleged to have been illegally dismissed and now seeking separation pay from the Corporation. SMPC, however, argued that the dismissal was for a valid cause. On October 28, 2016, the Labor Arbiter dismissed the complaint for lack of merit. On June 9, 2017, Juntilla moved for reconsideration, but was denied on July 31, 2017. On October 20, 2017 SMPC received a copy of Juntilla's petition for certiorari with the CA-Mindanao Station (CA G.R. SP No. 08353) praying for the reversal of the NLRC Decision dated May 25, 2017 and Resolution dated July 31, 2017. The CA referred the case to Court-Annex Mediation, which mediation was scheduled on February 27, 2018. At the mediation, the parties executed a compromise agreement and SMPC was given until March 28, 2018 to ensure that the financial assistance is received by Juntilla. On March 28, 2018, Juntilla executed a Release and Quitclaim after receiving the amount of Php60,000.00 as financial assistance. On April 20, 2018, the CA issued a Compromise Judgment deeming the case closed and terminated being immediately executory.
 7. **Declaratory Relief with Injunction Case.** – This is a case filed by SMPC against the *BIR, Bureau of Customs & Department of Finance under Civil Case No. 13-1171, RTC Makati Br. 146.* On May 21, 2013 SMPC was granted a Certificate of Qualification for Tax Exemption under PD972 by the DOE for its 36,000,000 liters of diesoline. SMPC made 1st partial shipment of 6,16,367 liters. BIR assessed VAT and excise tax on said shipment in the amount of Php27 million which was paid under protest. As a result,

SMPC filed a petition for Declaratory Relief with the RTC on October 3, 2013 seeking to enjoin BIR, BOC from implementing BIR RR No. 2-2012 by imposing advance payment of VAT on SMPC importation of diesel fuel for its own use and consumption. BIR rationalizes its issuance of RR No. 2-2012 for the purpose of curtailing smuggling. While under said regulations payment of VAT is subject to right of refund by SMPC (effectively 0% rated) being exempted from VAT under its COC and PD 972, SMPC contested the application of said regulation as it effectively diminishes its exemption granted by law and impairs the rights under its COC pursuant to the non-impairment clause of the Constitution.

On October 30, 2013, SMPC secured a 20-day TRO and on November 21, 2013 the RTC issued a preliminary injunction against the BIR, BOC and DOF in so far as the implementation of said regulation specifically against SMPC. Defendants moved for reconsideration but were denied by the RTC on February 4, 2014. On February 10, 2014, the RTC resolved to grant the SMPC's petition for declaratory relief and declared that in view of the tax exemption provided under PD 972 and the COC, Revenue Regulation No. 2-2012 issued by the respondents was held inapplicable to the SMPC's direct importation of petroleum products.

As a result, the DOF and BOC filed a petition for review on certiorari under Rule 45 of the Rules of Court (ROC) with the SC (G.R. No. 211188) on April 8, 2014 while the BIR on May 13, 2014 filed with the CA (CA-G.R. No. 135364) a petition for review under Rule 65 of ROC with prayer for TRO and/or writ of preliminary injunction. Meanwhile, SMPC filed a petition on September 2, 2015 with the CTA (CTA Case No. 9133) in view of the denial by the BIR of its claim for tax refund in the amount of Php27,341,714.00 as VAT paid under protest.

SC G.R. No. 211188

This case is an offshoot of the RTC-Makati City (Br. 146) Order dated February 4, 2014 and its Resolution dated February 13, 2014, which granted SMPC's petition for declaratory relief. Thus, the DOF and BOC filed a Petition for Review on Certiorari under Rule 45 of the Rules of Court with the Supreme Court on April 08, 2014 assailing the RTC's Resolution dated February 13, 2014. On October 28, 2016, SMPC filed its Memorandum. The petition is pending resolution by the SC.

CA G.R. SP No. 135364

This case is likewise an offshoot of the RTC-Makati City (Br. 146) Order dated February 4, 2014 and its Resolution dated February 13, 2014, which granted SMPC's petition for declaratory relief. Thus, the BIR filed a Petition for Certiorari under Rule 65 with prayer for TRO and/or Writ of Preliminary Injunction with the Court of Appeals on May 13, 2014. In a Resolution dated July 23, 2014, the CA ruled that the petition as "deemed abandoned" for having been filed out of time. The BIR filed an MR, which was denied in a Resolution dated January 26, 2015.

CTA Case No. 9133

This case is a petition for review filed on September 2, 2015 by SMPC on the denial of its claim by the BIR for tax refund involving the amount of Php27,341,714.00 as VAT paid under protest for the first shipment of its diesoline importation. With the filing of BIR's comments on October 19, 2016 to SMPC's formal offer of evidence filed on October 11, 2016. On July 27, 2018, the CTA promulgated its decision granting SMPC's petition and ordering the CIR to refund the amount of Php27,341,714.00. On August 17, 2018, the CIR moved for reconsideration on the July 27, 2018 decision, which the CTA denied in its Resolution dated January 15, 2019 for lack of merit. The case remains pending to date.

Except for the foregoing cases, SMPC or its subsidiaries is not a party to any pending material legal proceedings. It is not involved in any pending legal proceedings with respect to any of its properties. Apart from the foregoing, therefore, it is not involved in any claims or lawsuits involving damages, which may materially affect it or its subsidiaries.

PART II – SECURITIES OF THE REGISTRANT

A. MARKET PRICE OF AND DIVIDENDS ON REGISTRANT'S COMMON EQUITY AND RELATED STOCKHOLDER MATTERS

(1) **Market Information. -**

- (a) Principal market where the registrant’s common equity is traded. SMPC is listed in the Philippine Stock Exchange (PSE). There has been no substantial trading since 1983 or 17 years. DMCI Holdings, Inc. (DHI) however in 2004 increased its shareholdings from 74.36% to 94.51%. The National Development Company (NDC) shares were decreased from 21.27% to 4.55% shares and the others from 4.3% to 0.94% shares. None of them sold their shares hence, no substantial trading occurred. These changes in the percentage of holdings resulted from the Equity Restructuring of SMPC’s authorized capital stock and the subscription of DHI to 19,120,581 additional shares in 2004.

In February 2005, new additional shares of 46,875,000 were sold to the public by SMPC in its international offering. Also, in the same public offering, DHI as selling shareholder sold 58,171,000 shares thereby reducing its shareholdings from 94.51% to 60%.

On April 8, 2010 SMPC sold through PSE its treasury shares equivalent to 19,302,200 at Php67.00 per share. In June 2010, by way of Stock Rights Offering, SMPC offered for subscription 59,375,000 common shares to eligible existing stockholders at the ratio of 1:5 shares as of record date, July 1, 2010.

SMPC embarked on buying back its shares approved by the Board on August 15, 2016. The buy-back program was undertaken to enhance shareholder’s value and to provide stockholders an opportunity to liquidate their investments. On December 7, 2017, the Board further approved the buy-back program of its shares worth Php2 billion based on trading price at the open market through the trading facilities of the PSE beginning December 8, 2017. To date, its treasury shares stands at 14,061,670.

- (b) SMPC’s security was traded at PSE at a price of Php0.40/share on December 23, 2002. There was no trading of SMPC’s securities in 2003 and 2004. The highs and lows (in Pesos) of trading during the past three (3) years are as follows:

	High	Low	Close
2016			
Jan-Mar	138.80	117.30	131.30
Apr-Jun	132.50	112.00	125.10
July-Sep	126.10	95.50	113.90
Oct-Dec	135.00	113.90	130.00
2017			
Jan-Mar	154.40	129.30	147.60
Apr-Jun	165.00	147.60	160.50
Jul-Sep*	50.00	39.95	46.70
Oct-Dec*	46.70	34.70	36.80
2018			
Jan-Mar	39.10	29.60	30.30
Apr-Jun	32.85	27.50	30.30
July-Sep	33.05	26.60	26.70
Oct-Dec	29.50	22.50	23.05
2019			
Jan-Mar ⁵	25.30	19.86	21.60

**adjusted due to stock dividend declaration effective September 12, 2017.*

- (2) **Holders.** – The number of shareholders of record as of March 15, 2019 is 718. Its outstanding shares have been reduced to 4,250,547,620 common shares, as a result of the buy-back program approved by the Board in 2016 and 2017, respectively. To date, the Corporation’s treasury shares is at 14,061,670.

⁵ As of March 15, 2019.

Title of Class	Name	Number of Shares Held	% of Total
Common	DMCI Holdings, Inc.	2,407,770,396	56.65
Common	PCD Nominee Corp. (Filipino)	791,744,751	18.63
Common	Dacon Corporation	532,993,408	12.54
Common	PCD Nominee Corp. (Foreign)	196,188,962	04.62
Common	Others	321,850,103	07.57

Names of Top Twenty (20) Stockholders as of March 15, 2019 (Common Stockholders):

No.	Name of Stockholders	No. of Shares	Percentage ⁶
1.	DMCI Holdings, Inc.	2,407,770,396	56.65
2.	PCD Nominee Corp. (Filipino)	791,744,751	18.63
3.	Dacon Corporation	532,993,408	12.54
4.	PCD Nominee Corp. (Foreign)	196,188,962	4.62
5.	Privatization Management Office	145,609,296	3.43
6.	DFC Holdings, Inc.	82,364,916	1.94
7.	Freda Holdings, Inc.	18,451,532	0.43
8.	Guadalupe Holdings Corporation	11,375,396	0.27
9.	Regina Capital Development Corp.	10,300,000	0.24
10.	Fernwood Investments, Inc.	9,861,464	0.23
11.	Berit Holdings Corporation	6,887,231	0.16
12.	Double Spring Investments Corporation	6,761,316	0.16
13.	Dacon Corporation	6,620,520	0.16
14.	Augusta Holdings, Inc.	3,041,700	0.07
15.	Fernwood Investments Inc.	3,012,260	0.07
16.	Checklink Holdings, Inc.	1,714,140	0.04
17.	Artregard Holdings, Inc.	1,700,140	0.04
18.	Daveprime Holdings, Inc.	1,700,140	0.04
19.	Jaime B. Garcia	1,463,408	0.03
20.	Meru Holdings, Inc.	1,387,200	0.03

- (i) The table sets forth the record or beneficial owners of more than 5% of the outstanding Common Shares of SMPC, which are entitled to vote and the amount of such record or beneficial ownership as of March 15, 2019:

Title of Class	Name	Number of Shares Held	% of Total
Common	DMCI Holdings, Inc.	2,407,770,396	56.65
Common	PCD Nominee Corp. (Filipino)	791,744,751	18.63
Common	Dacon Corporation	532,993,408	12.54

- (ii) each director and nominee

Office	Names
Chairman & CEO	Isidro A. Consunji
Independent Director	Rogelio M. Murga
Independent Director	Honorio O. Reyes-Lao
Director	Jorge A. Consunji
Director	Cesar A. Buenaventura
Director	Herbert M. Consunji
Director, EVP, CIO ⁷ & OIC-President	Maria Cristina C. Gotianun

⁶ Based on SMPC's issued and outstanding shares recorded with its Stock and Transfer Agent.

Director	Ma. Edwina C. Laperal
Director	Josefa Consuelo C. Reyes
Director	Luz Consuelo A. Consunji

(iii) all directors and officers as a group, and the registrant's present commitments to such persons with respect to the issuance of any class of its common equity.

Title of class	Name of beneficial owner	Amount and nature of beneficial ownership			Citizenship	%
		Direct	Indirect ⁸	Total		
Common	Isidro A. Consunji	24,144	4,679,672	4,703,816	Filipino	0.11
Common	Cesar A. Buenaventura	72,120	-	72,120	Filipino	0.00
Common	Jorge A. Consunji	500,144	2,114,956	2,615,100	Filipino	0.06
Common	Herbert M. Consunji	240,120	-	240,120	Filipino	0.00
Common	Honorio O. Reyes-Lao	1,236,040	562,480	1,798,520	Filipino	0.04
Common	Rogelio M. Murga	40,040	-	40,040	Filipino	0.00
Common	Maria Cristina C. Gotianun	1,428	11,317,889	11,319,317	Filipino	0.27
Common	Ma. Edwina C. Laperal	4,188	7,419,084	7,423,272	Filipino	0.17
Common	Josefa Consuelo C. Reyes	412,400	1,913,600	2,326,000	Filipino	0.05
Common	Luz Consuelo A. Consunji	45,040	-	45,040	Filipino	0.00
Common	Junalina S. Tabor	-	-	-	Filipino	0.00
Common	Jaime B. Garcia	1,943,768	-	1,943,768	Filipino	0.05
Common	Nena D. Arenas	16,000	-	16,000	Filipino	0.00
Common	John R. Sadullo	-	-	-	Filipino	0.00
Common	Antonio R. Delos Santos	110,000	-	110,000	Filipino	0.00
Common	Jose Anthony T. Villanueva	3,000	55,560	58,560	Filipino	0.00
Common	Andreo O. Estrellado	-	-	-	Filipino	0.00
Common	Sharade E. Padilla	22,500	1,080	23,580	Filipino	0.00
Common	Ruben P. Lozada	475,200	-	475,200	Filipino	0.01
Common	Carla Cristina T. Levina	-	-	-	Filipino	0.00
Common	Karmine Andrea B. San Juan	120	-	120	Filipino	0.00
Common	Jojo L. Tandoc	400	-	400	Filipino	0.00
Aggregate Ownership of all directors and officers as a group		5,146,652	28,064,321	33,210,973	Filipino	0.78

(3) **Dividends.** – On April 4, 2005 the Board approved SMPC's Dividend Policy, which adopted a minimum of 20% of Net Profit After Tax starting from the period ending December 31, 2005; provided, however, that the Board of Directors shall have the option to declare more than 20% if there is excess cash and less than 20% if no sufficient cash is available. Below are dividends declared for the past two (2) years:

Year	Board Approval	Nature	Dividend/Share (PHP)	Total Amount of Dividend (PHP)	Record Date	Payment Date
2017	2-23-2017	Stock	300%	*	9-15-2017	10-11-2017
2017	3-27-2017	Cash	5.00	5,326,432,150.00	4-11-2017	4-25-2017
2017	8-9-2017	Cash	5.00	5,326,432,150.00	8-25-2017	9-8-2017
2018	2-22-2018	Cash	1.25	5,320,161,775.00	3-8-2018	3-22-2018
2018	11-7-2018	Cash	1.00	4,250,547,620.00	11-21-2018	12-14-2018

*3,195,859,290 shares or three (3) shares for every one common share held.

(4) **Recent Sales of Unregistered or Exempt Securities.** - No unregistered or exempt securities were sold in 2018, 2017 and 2016.

PART III – FINANCIAL INFORMATION

A. MANAGEMENT'S DISCUSSION AND ANALYSIS OF FINANCIAL CONDITION AND RESULTS OF OPERATIONS (YEARS 2015-2018)

⁷ Chief Information Officer

⁸ Shares are either held by family members sharing the same household or by a corporation of which the reporting person is a controlling shareholder.

Full Years 2017-2018

**MANAGEMENT DISCUSSION AND ANALYSIS OF FINANCIAL CONDITION
AND RESULTS OF OPERATIONS**

PRODUCTION

With the favorable weather condition in the 4th quarter, the company ramped up production to 4.0 million MT showing a 29% increase from 3.1 million MT last year same period. However, fell short to catch up with the production delays in 3th quarter caused by prolonged heavy rains. Consequently, production slowed by 2% to 12.9 million metric tons (MT) from 13.2 million MT in 2017.

Materials moved increased by 18% year-on-year to 164.3 million bank cubic meter (BCM) from 135.4 million BCM against last year because of increase in excavating capacity.

Strip ratio (the amount of overburden materials over the amount of coal extracted) increased to 12.0:1 from 9.5:1 due mainly to the ongoing rehabilitation of Panian mine. Excluding the rehabilitation, strip ratio in 2018 actually stood within normal range at 10.2:1.

The table below shows the coal segment’s comparative production data for 2018 and 2017.

PRODUCTION	Q1	Q2	Q3	Q4	2018	Q1	Q2	Q3	Q4	2017	Variance
Total Materials (M BCM)	40.5	41.9	34.6	47.4	164.3	35.2	36.3	30.4	33.5	135.4	21%
Overburden (M BCM)	37.6	39.7	33.4	44.5	155.1	32.3	33.8	28.5	31.2	125.9	23%
Coal Production (MMT)	4.1	3.1	1.7	4.0	12.9	4.0	3.5	2.6	3.1	13.2	-2%
Strip Ratio	9.1	12.8	19.8	11.0	12.0	8.0	9.8	11.0	10.0	9.5	-26%
Coal inventory (MTons)	2.5	1.9	2.1	3.0	3.0	1.8	1.7	2.5	1.7	1.7	76%

POWER

SEM-CALACA POWER GENERATION CORPORATION (SCPC)

The graph below illustrates SCPC’s comparative production data for 2018 and 2017.

COMPARATIVE PLANT PERFORMANCE DATA											
	Q1	Q2	Q3	Q4	2018	Q1	Q2	Q3	Q4	2017	% Inc (Dec)
Gross Generation, Gwh											
Unit 1	447	481	452	432	1,813	-	361	484	542	1,387	31%
Unit 2	-	383	524	562	1,469	562	460	636	470	2,128	-31%
Total Plant	447	864	976	-	3,281	562	821	1,120	1,012	3,515	-7%
% Availability											
Unit 1	83%	96%	100%	100%	95%	0%	67%	84%	94%	62%	53%
Unit 2	0%	66%	86%	90%	61%	92%	79%	99%	75%	86%	-30%
Total Plant	41%	81%	93%	95%	78%	46%	73%	92%	85%	70%	10%
Capacity Factor											
Unit 1	69%	73%	68%	66%	69%	0%	54%	73%	83%	53%	31%
Unit 2	0%	58%	79%	86%	56%	87%	69%	96%	72%	81%	-31%
Total Plant	34%	65%	74%	76%	62%	43%	62%	85%	77%	67%	-7%

Unit 1

<u>Gross Generation</u>	
<u>Q4 2018 vs Q4 2017</u>	The Unit ran continuously in the current quarter at an average capacity of 198MW due to varying coal properties. After the unit's scheduled maintenance last year, it was operating more reliably in Q4 2017.
<u>FY 2018 vs FY 2017</u>	The Unit ran at an average capacity of 219MW as of December 2018. The unit underwent scheduled maintenance shutdown in Q1 2017; the activity effectively increased its output capacity to up to 250MW using Semirara coal from 150MW previously.

<u>Availability</u>	
<u>Q4 2018 vs Q4 2017</u>	The unit is 100% available registering 2,184 hours in Q4 2018 and for 2,058 hours in Q4 2017.
<u>FY 2018 vs FY 2017</u>	The unit ran without interruption from start of the year, except for a 15-day outage in March due to boiler slagging and a 4-day outage in June due to repair of boiler tube leaks. It was on extended shutdown last year to allow additional maintenance works; the activity effectively increased its output capacity to up to 250MW using Semirara coal from 150MW previously.

Unit 2

<u>Gross Generation</u>	
<u>Q4 2018 vs Q4 2017</u>	The unit operated for 1,955 hours in Q4 2018 at 288MW. It operated for 1,637 hours in Q4 2017 at 287MW.
<u>FY 2018 vs FY 2017</u>	The Unit was down the whole of Q1 2018 for scheduled maintenance and came back in operation only in the second week of April this year.

Availability	
Q4 2018 vs Q4 2017	The unit operated for 1,955 hours in Q4 2018 and for 1,637 hours in Q4 2017
FY 2018 vs FY 2017	The decrease is due to extended shutdown of the unit. This was originally scheduled for a 90-day maintenance shutdown which started on 15th December 2017. This was extended to allow additional maintenance works and to ensure power availability during summer months. It operated for a total of 5,315 hours in YTD 2018 and 7,562 hours in YTD 2017.

Significant Event(s):

- Unit 2 was down until the first week of April 2018 for scheduled maintenance which started on 15 December 2017. This was originally scheduled for a 90-day maintenance shutdown. However, it was extended to allow additional maintenance works and to ensure power unit availability during the summer months, as well as to extend the economic life of the unit. Unit 1 ran continuously during the whole 2nd half of 2018.

SOUTHWEST LUZON POWER GENERATION CORPORATION (SLPGC)

The graph below illustrates SLPGC’s comparative production data for 2018 and 2017.

COMPARATIVE PLANT PERFORMANCE DATA											
Q4'18 vs Q4 '17											
	Q1 '18	Q2 '18	Q3 '18	Q4 '18	Tot Yr '18	Q1 '17	Q2 '17	Q3 '17	Q4 '17	Tot Yr '17	% Inc (Dec)
Gross Generation, GWh											
Unit 3	121	-	12	274	406	147	295	262	108	812	-50%
Unit 4	74	247	319	321	962	74	287	111	122	594	62%
Total Plant	195	247	331	595	1,368	221	582	373	229	1,406	-3%
% Availability											
Unit 3	51%	0%	6%	92%	37%	58%	97%	91%	39%	71%	-48%
Unit 4	45%	79%	99%	100%	81%	30%	97%	100%	90%	80%	2%
Total Plant	48%	40%	53%	96%	59%	44%	97%	95%	64%	75%	-22%
Capacity Factor											
Unit 3	37%	0%	4%	84%	31%	45%	89%	79%	33%	62%	-50%
Unit 4	23%	75%	96%	98%	73%	23%	91%	91%	61%	67%	10%
Total Plant	30%	37%	50%	91%	47%	34%	90%	85%	47%	64%	-27%

Unit 3

<u>Gross Generation</u>	
<u>Q4 2018 vs Q4 2017</u>	<u>Higher plant performance due to improved availability for Q4 2018</u> _____
<u>FY 2018 vs FY 2017</u>	<u>Lower plant performance (lower operating hours at 3,240 hrs vs 6,243 hrs LY and lower average capacity 125MW vs 130MW of LY) contributed to the lower</u>

<u>Availability</u>	
<u>Q4 2018 vs Q4 2017</u>	<u>Higher availability for Q4 2018 vs 2017 due to improved performance after rotor repair</u>
<u>FY 2018 vs FY 2017</u>	<u>Almost same availability performance vs last year. Total year performance improved because of better Q4 2018</u>

<u>Capacity Factor</u>	
<u>Q4 2018 vs Q4 2017</u>	<u>Higher capacity factor due to higher availability in Q4</u>
<u>FY 2018 vs FY 2017</u>	<u>Decrease due to outage that started on March 6, 2018 and continued until Sep 20, 2018 for the repair of HIP and LP rotor</u>

Unit 4

<u>Gross Generation</u>	
<u>Q4 2018 vs Q4 2017</u>	<u>Increase due to the continuous operation of the unit with almost nil hours shutdown for the quarter</u>
<u>FY 2018 vs FY 2017</u>	<u>Higher by 62% because of the continuous operation by the unit with maximum capacity</u>

<u>Availability</u>	
<u>Q4 2018 vs Q4 2017</u>	<u>Higher availability due to improved performance of the unit</u>
<u>FY 2018 vs FY 2017</u>	<u>Slightly higher availability due to improved performance for Q4</u>

Capacity Factor	
<u>Q4 2018 vs Q4 2017</u>	<u>Higher capacity factor due to higher availability in Q4</u>
<u>FY 2018 vs FY 2017</u>	<u>Increase in capacity factor by 10% due to improved average capacity vs last year (136MW vs 125MW LY) and higher availability</u>

Significant event/s:

- Both Units 3 and 4 are already on commercial operations since August 2016.
- The ERC granted the Certificate of Compliance, permitting both plants to run at its maximum capacity of 150 MW, on May 15, 2017.
- Taking over certificate for the 2x150MW Plant is effective starting 5 July 2017.
- Certificate of Compliance was issued by the ERC to the 2x25MW Gas Turbine project last March 1, 2018

MARKETING – COMPARATIVE REPORT FOR 2018 AND 2017

Coal

The table below shows the coal comparative sales volume data for 2018 and 2017

SALES VOLUME (in thousand MT)														
Customer	Q1	Q2	Q3	Q4	2018	%	Q1	Q2	Q3	Q4	2017	%	Diff	Inc (Dec) %
Power Plants	1,355	1,404	1,026	1,276	5,061	44%	1,134	1,469	1,247	1,488	5,337	41%	(277)	-5%
Cement	258	236	230	191	915	8%	163	270	207	176	817	6%	98	12%
Others Plants	171	210	127	120	628	5%	113	111	149	194	567	4%	61	11%
Local	1,783	1,849	1,383	1,587	6,603		1,410	1,849	1,604	1,858	6,721		(118)	-2%
Export	1,634	1,608	48	1,669	4,960	43%	2,206	863	1,913	1,401	6,384	49%	(1,424)	-22%
TOTAL	3,418	3,458	1,432	3,256	11,563	100%	3,616	2,713	3,517	3,259	13,105	100%	(1,542)	-12%
ASP	2,786	2,637	2,900	2,438	2,655		2,250	1,982	2,152	2,485	2,255		399	18%

Power Plants	
<u>Q4 2018 vs Q4 2017</u>	<u>Decrease in lifting of other plants</u>
<u>FY 2018 vs FY 2017</u>	<u>Lower demand from other plants and drop in the consumption of out own plants</u>

<u>Cement Plants</u>	
<u>Q4 2018 vs Q4 2017</u>	<u>Increase in demand of existing customer returning customer</u>
<u>FY 2018 vs FY 2017</u>	<u>Increase in demand of existing customer returning customer</u>

<u>Other Industrial Plants</u>	
<u>Q4 2018 vs Q4 2017</u>	<u>Decrease in the demand of existing customer</u>
<u>FY 2018 vs FY 2017</u>	<u>Decrease in the demand of existing customer</u>

<u>Export</u>	
<u>Q4 2018 vs Q4 2017</u>	<u>Increase in production to meet existing demand</u>
<u>FY 2018 vs FY 2017</u>	<u>Lower production in Q3 to meet the existing demand of export buyers</u>

<u>Average Selling Price (ASP)</u>	
<u>Q4 2018 vs Q4 2017</u>	<u>Export price went down because of the temporary coal import restriction from China</u>
<u>FY 2018 vs FY 2017</u>	<u>Higher NewCastle Index and foreign exchange rate (PhP : USD)</u>

POWER
SCPC

The table below shows the comparative marketing data of SCPC for 2017 and 2018 (In GWh, except ASP).

COMPARATIVE SALES VOLUME DATA											
<i>(in GWh)</i>											
CUSTOMER	Q1	Q2	Q3	Q4	2018	Q1	Q2	Q3	Q4	2017	% Inc (Dec)
GWh											
Bilateral Contracts	408	865	909	874	3,056	586	736	1,031	969	3,321	-8%
Spot Sales	3	79	95	109	286	1	79	76	83	238	20%
GRAND TOTAL	410	945	1,005	983	3,342	586	814	1,108	1,052	3,560	-6%
ASP in Php											
Bilateral Contracts	5.08	3.79	4.15	4.19	4.18	4.13	3.66	3.65	3.86	3.80	10%
Spot Sales	12.24	3.89	3.17	2.97	3.37	5.41	3.16	3.44	2.90	3.17	7%
Average ASP	5.13	3.80	4.05	4.05	4.11	4.13	3.61	3.63	3.78	3.75	10%

<u>Bilateral Contracts</u>	
<u>Q4 2018 vs Q4 2017</u>	Decrease due to lower contracted capacity (from 540.45MW in Q4 2017 to 420.45MW in Q4 2018). 2017 includes replacement power contract of 100MW and Batelec contract of 20MW which expired in March 2018. ASP increased due to higher New Castle Index.
<u>FY 2018 vs FY 2017</u>	2017 includes replacement power contract of 100MW from June 26, 2017 to November 25, 2017 and Batelec contract of 20MW which expired in March 25, 2018. ASP increased due to higher New Castle Index.

<u>Spot Sales</u>	
<u>Q4 2018 vs Q4 2017</u>	Increases due to excess generation against contracted energy. ASP is slightly higher in the current quarter.
<u>FY 2018 vs FY 2017</u>	Increase in spot sales due to lower contracted energy.

Other Information:

- Of the total energy sold, 93% was sourced from own generation, while 7% was purchased from the spot market. SCPC procured power from the spot market during hour intervals where power units were down, or when the plants were running at a de-rated capacity, in order to be able to supply committed capacity to some of its customers.

- Existing
Bilateral Contracts

SCPC Power Supply Contracts			
Customers	Terms	No. Years / Mos.	Contract Demand (MW)
Meralco DU	December 26, 2011 - December 25, 2018	7	250
MPower	June 26, 2013 - December 25, 2018	5	170
ECSCO	March 26, 2017 - March 25, 2019	2	0.45
Total			420.45

SLPGC

The table below shows the comparative marketing data of SLPGC for 2018 and 2017 (In GWh, except ASP).

COMPARATIVE SALES VOLUME DATA (in GWh)											
CUSTOMER	Q1	Q2	Q3	Q4	2018	Q1	Q2	Q3	Q4	2017	% Inc (Dec)
Bilateral Contracts	125	231	74	130	431	177	266	459	249	1,151	-63%
Spot Sales	40	56	223	398	319	62	266	79	41	448	-29%
GRAND TOTAL	165	287	298	529	750	239	532	538	290	1,599	-53%
ASP in PhP											
Bilateral Contracts	6.87	5.42	3.83	3.50	5.09	5.27	5.16	4.23	5.81	4.94	3%
Spot Sales	2.88	3.61	3.21	2.88	3.04	3.46	3.09	3.08	2.83	3.12	-3%
Average SP	5.90	5.07	3.36	3.03	3.94	4.80	4.12	4.06	5.39	4.43	-11%

Sales Volume

Bilateral Contracts

Q4 2018 vs Q4 2017	Decrease due lower nomination of bilateral contract and expiration of 42MW contract
FY 2018 vs FY 2017	Decrease due lower nomination of bilateral contract and expiration of 42MW contract

Spot sales

Q4 2018 vs Q4 2017	higher spot sales attributed to higher excess generation sold to spot because of end of 42MW contract.
FY 2018 vs FY 2017	higher spot sales attributed to higher excess generation sold to spot because of end of 42MW contract.

Average Selling Price (ASP)

Bilateral Contracts ASP

Q4 2018 vs Q4 2017	Decrease in ASP due to lowering of contract price from July 2018
FY 2018 vs FY 2017	Slight increase in ASP of 2018 attributable to payment of capacity fee on the first half of the year slightly offset by the lowering of BCQ price starting July

Spot Sales ASP

Q4 2018 vs Q4 2017	Sales to WESM are at higher price intervals
FY 2018 vs FY 2017	Sales to WESM are at lower price intervals

III. FINANCE

A. Sales and Profitability Revenues (In million PhP)

Before Eliminations

	2018 Q4	2017 Q4	Variance	Remarks	2018 FY	2018 FY	Variance	Remarks
Coal	7,944	8,646	-8%	Same in sales volume but lower in Average Selling Price (ASP) by 2%	30,696	29,667	3%	Decreased in sales volume 12% offset by 18% increase in ASP due higher NewCastle price index
SCPC	3,981	3,979	0%	Decreased in sales volume by 7% offset by 7% increase in ASP due higher NewCastle price index	13,744	13,366	3%	Decreased in sales volume 6% offset by 10% increase in ASP due higher NewCastle price index
SLPGC	1,603	1,562	3%	Higher generation resulted to 3% increase in energy sales; increase is offset by 44% decrease in ASP (due to fixed capacity fee)	5,034	7,088	-29%	Lower generation and an 11% decrease in ASP resulted to 29% decline in energy sales
OTHERS	4	-	100%	Retail electricity trading	4	-	100%	Retail electricity trading

After Eliminations

	2018 Q4	2017 Q4	Variance	Remarks	2018 FY	2018 FY	Variance	Remarks
Coal	5,512	6,469	-15%	Same in sales volume but lower in ASP by 2%	23,186	23,490	-1%	Decreased in sales volume 12% offset by 18% increase in ASP due higher NewCastle price index
SCPC	3,981	3,979	0%	Decreased in sales volume by 7% offset by 7% increase in ASP due higher NewCastle price index	13,744	13,366	3%	Decreased in sales volume 6% offset by 10% increase in ASP due higher NewCastle price index
SLPGC	1,603	1,562	3%	Higher generation resulted to 3% increase in energy sales; increase is offset by 44% decrease in ASP (due to fixed capacity fee)	5,034	7,088	-29%	Lower generation and an 11% decrease in ASP resulted to 29% decline in energy sales
OTHERS	4	-	100%	Retail electricity trading	4	-	100%	Retail electricity trading
Total	11,100	12,011	-8%		41,969	43,943	-4%	

Costs of sales

Before Eliminations

	2018 Q4	2017 Q4	Variance	Remarks	2018 FY	2018 FY	Variance	Remarks
Coal	4,541	4,789	-5%	Lower cost per MT due to higher production	15,756	15,141	4%	Higher strip ratio, lower production and increase in parts and fuel costs pushed COS/MT; despite lower volume sold
SCPC	2,716	2,838	-4%	Lower spot purchases	9,307	8,093	15%	Higher fuel cost and spot purchases
SLPGC	1,038	906	15%	Unit offline until 3rd week of September	3,160	3,197	-1%	Significant purchases of replacement power and higher coal consumption per generation
OTHERS	4	-	100%	Retail electricity trading	4	-	100%	Retail electricity trading

After Eliminations

	2018 Q4	2017 Q4	Variance	Remarks	2018 FY	2018 FY	Variance	Remarks
Coal	3,399	4,294	-21%	Decreased due to lower volume sold and higher production to offset the increase in fuel and materials cost and higher strip ratio	12,262	11,910	3%	Higher strip ratio and increase in parts and fuel costs pushed COS/MT; despite lower volume sold
SCPC	1,711	1,727	-1%	Lower fuel cost and spot purchases	6,035	5,871	3%	Higher fuel cost and spot purchases
SLPGC	995	417	139%	Higher generation for the quarter	2,543	2,552	0%	Higher coal consumption per generation and higher coal price per MT
OTHERS	4	-	100%	Retail electricity trading	4	-	100%	Retail electricity trading
Total	6,108	6,437	-5%		20,844	20,333	3%	

Consolidated Gross Profit (In million PhP)

	2018 Q4	2017 Q4	Variance	Remarks	2018 FY	2018 FY	Variance	Remarks
Coal	2,113	2,175	-3%	Decrease is due to lower ASP partially offset by the lower cost per MT	10,924	11,579	-6%	Lower sales volume at higher cost due to unfavorable strip ratio and cost of fuel, parts and supplies offset by the increase in ASP
SCPC	2,271	2,253	1%	Considerable decline in sales volume and the increase in fuel cost offset by higher ASP	7,709	7,495	3%	Considerable decline in sales volume and the increase in fuel cost offset by higher ASP
SLPGC	608	1,146	-47%	Considerable decline in sales volume and the increase in fuel cost	2,491	4,536	-45%	Considerable decline in sales volume and the increase in fuel cost offset
Total	4,992	5,573	-10%		21,124	23,610	-11%	
GP %	45%	46%	-3%		50%	54%	-6%	

Consolidated OPEX (In million PhP)

	Q4 2018	Q4 2017	Variance	Remarks	2018 FY	2017 FY	Variance	Remarks
Coal	910	1,505	-40%	Lower profitability drove government royalty down	4,328	5,000	-13%	Lower profitability drove government royalty down
SCPC	732	1,321	-45%	Accelerated depreciation of Units 1 & 2	2,659	2,260	18%	Accelerated depreciation of Units 1 & 2 amounting to PhP347 million accounted for the increase
SLPGC	262	245	7%	Difference in amortization of RPT, Consultancy and O&M Fees	767	767	0%	Slight decrease mainly due to lower amortization of RPT and other costs
Others	(6)	161	100%	Pre-operating expenses of Southeast Luzon and Claystone Inc	20	179	100%	Pre-operating expenses of Southeast Luzon and Claystone Inc
Total	1,898	3,233	-41%		7,775	8,205	-5%	

Consolidated Finance Income (In million PhP)

	Q4 2018	Q4 2017	Variance	Remarks	2018 FY	2017 FY	Variance	Remarks
Coal	4	12	-69%	Lower temporary cash placements	63	51	23%	Higher temporary cash placements
SCPC	9	2	279%	Higher temporary cash placements	23	9	160%	Higher temporary cash placements
SLPGC	13	7	81%	Lower temporary cash placements	42	36	18%	Higher temporary cash placements
Ohers	1	1	0%		1	1	0%	
Total	27	22	21%		129	96	34%	

Consolidated Foreign Exchange Gain / (Loss) (In million PhP)

	Q4 2018	Q4 2017	Variance	Remarks	2018 FY	2017 FY	Variance	Remarks
Coal	129	(39)	-435%	Unrealized and realized Fx gain due to PhP depreciation; start of the quarter FX-PhP54.02:USD1, quarter-end 2018 FX-PhP52.58:USD1	(366)	(280)	30%	Unrealized and realized Fx loss due to PhP depreciation; year-end 2017 FX-PhP49.93:USD1, quarter-end 2018 FX-PhP52.58:USD1
SCPC	60	(15)	-503%	Realized loss on its foreign currency denominated transactions	(18)	(105)	-83%	Realized loss on its foreign currency denominated transactions
SLPGC	(4)	(7)	-100%	Realized loss on its foreign currency denominated transactions	(5)	(7)	-100%	Realized loss on its foreign currency denominated transactions
Total	185	(60)	-407%		(388)	(392)	-1%	

Consolidated Other Income (In million PhP)

	Q4 2018	Q4 2017	Variance	Remarks	2018 FY	2017 FY	Variance	Remarks
Coal	28	48	-41%	Booked income from disposal of equipment and insurance recoveries in 2017	37	127	-71%	Booked income from disposal of equipment and insurance recoveries in 2017
SCPC	112	414	-73%	Higher fly ash sold	203	510	-60%	Lower fly ash sold
SLPGC	333	394	-16%	Higher fly ash sold and income on financial contract	368	438	-16%	Lower fly ash sold and loss on financial contract
Total	473	855	-45%		608	1,076	-43%	

Consolidated NIBT (In million PhP)

	Q4 2018	Q4 2017	Variance	Remarks	2018 FY	2017 FY	Variance	Remarks
Coal	1,184	545	117%	Better performance and higher price	5,904	6,122	-4%	Weaker performance offset by higher price
SCPC	1,650	1,311	26%	Lower average load of Unit 1, but higher availability of Unit 2	5,069	5,590	-9%	Lower average load of Unit 1
SLPGC	604	1,216	-50%	Unit 3 outage	1,801	3,931	-54%	Unit 3 outage
Others	7	(161)	100%	Pre-operating expenses of Southeast Luzon and Claystone Inc	(19)	(178)	100%	Pre-operating expenses of Southeast Luzon and Claystone Inc
Total	3,445	2,911	18%		12,755	15,464	-18%	

Consolidated Income Tax Provision (In million PhP)

	Q4 2018	Q4 2017	Variance	Remarks	2018 FY	2017 FY	Variance	Remarks
Coal	9	24	-65%	Final tax on interest income from placements; With Income Tax Holiday on BOI-registered activity	20	30	-34%	Higher final tax on interest income from placements; With Income Tax Holiday on BOI-registered activity
SCPC	213	85	152%	Stronger plants' performance of Unit 2 in 2018, with accelerated depreciation recognized starting Q4 2017	562	1,036	-46%	Weaker plants' performance and recognition of accelerated depreciation in 2018
SLPGC	106	145	-27%	Higher final tax on interest income from placements and lower flyash sales YTD; SLPGC has Income Tax Holiday as a BOI-registered enterprise	148	189	-22%	Lower final tax on interest income from placements and lower flyash sales YTD; SLPGC has Income Tax Holiday as a BOI-registered enterprise
OTHERS	0	0	65%		0	0	65%	
Total	328	254	29%		730	1,255	-42%	

NIAT (In million PhP)

Before Eliminations (Core Income)

	Q4 2018	Q4 2017	Variance	Remarks	2018 FY	2017 FY	Variance	Remarks
Coal	2,267	2,204	3%	Higher production offset by lower ASP	9,701	9,041	7%	Higher ASP offset by the lower production and volume sold; higher costs of sales due to higher strip ratio and production costs
SCPC	431	115	274%	Higher energy prices offset by accelerated depreciation	1,236	2,331	-47%	Higher price offset by accelerated depreciation recognized starting Q4 2017
SLPGC	455	582	-22%	Weaker plants' performance in 2018	1,036	3,098	-67%	Weaker plants' performance in 2018
Others	7	(4)	-100%	Pre-operating expenses of Southeast Luzon and Claystone Inc	(19)	(22)	-100%	Pre-operating expenses of Southeast Luzon and Claystone Inc

After Eliminations (Consolidated)

	Q4 2018	Q4 2017	Variance	Remarks	2018 FY	2017 FY	Variance	Remarks
Coal	1,176	521	126%	Higher production offset by lower ASP	5,884	6,092	-3%	Lower production and volume sold; higher costs of sales due to higher strip ratio and production costs offset by higher ASP
SCPC	1,437	1,227	17%	Higher energy prices offset by accelerated depreciation	4,508	4,554	-1%	Higher price offset by accelerated depreciation recognized starting Q4 2017
SLPGC	498	1,071	-54%	Unplanned outage of unit 3	1,653	3,742	-56%	Unplanned outage of unit 3
Others	7	(161)	-100%	Pre-operating expenses of Southeast Luzon and Claystone Inc	(19)	(178)	-100%	Pre-operating expenses of Southeast Luzon and Claystone Inc
Total	3,118	2,658	17%		12,025	14,209	-15%	

B. Solvency and Liquidity

The company's earnings before interest, taxes depreciation and amortization (EBITDA) reached PhP21.86 billion 3% slightly lower than last year. After deducting working capital requirement, cash provided by operation netted to PhP9.50 billion. With the consolidated loan availments amounted of PHP7.86 billion, representing coal and SCPC's interim short-term loan to fund maintenance and additional CAPEX for the increase in capacity. Combined with beginning Cash of PHP8.47 billion, total consolidated Cash available during the period stood at PHP25.83 billion.

Of the available cash, PHP9.53 billion was used to fund major CAPEX. The Company also paid debts amounting to PHP5.53 billion. On the Company's continuing buyback program, it reacquired 7.8 million shares worth PhP251.61 million. The Company declared and paid cash dividends of PHP9.57 billion during the year. Ending cash closed at PHP1.90 billion, a 78% decrease from the beginning cash.

Coal, SCPC, and SLPGC recorded ending cash of PHP863.76 million, PHP304.14 million, and PH674.06 million, respectively. Other pre-operating business closed with a total cash balance of PHP60.97 million.

Consolidated Current ratio decline to 1.26x from 1.69x at the start of the year.

C. Financial Condition

ASSETS

Cash

	31 Dec 2018 (Audited)	31 Dec 2017 (Audited)	Variance	Remarks
Coal	864	5,796	-85%	Decreased due to payment of cash dividend and significant capital expenditures
SCPC	304	584	-48%	Slight decrease used for operating activities
SLPGC	674	2,032	-67%	Payment of amortization of mortgage payable with lower cash generation from operation
Others	61	59	4%	Increase pertains to interest income
Total	1,903	8,471	-78%	

Consolidated Receivables

	31 Dec 2018 (Audited)	31 Dec 2017 (Audited)	Variance	Remarks
Coal	2,445	2,204	11%	Mainly trade-related; due to timing of sales and collection
SCPC	3,913	3,164	24%	Timing of collection of November 2018 billing, collection due date falls on a holiday
SLPGC	940	1,106	-15%	Lower sales for the quarter
Others	3	-	100%	Cash balances of pre-operating subsidiary
Total	7,301	6,475	13%	

Consolidated Inventories

	31 Dec 2018 (Audited)	31 Dec 2017 (Audited)	Variance	Remarks
Coal	7,799	3,148	148%	Increase mainly due to higher cost of coal inventory of 3.0 million tons valued at PhP2.8 billion; higher cost of materials, spare parts, fuel supplies and major equipment components totalling to PhP5.0 billion
SCPC	3,349	1,957	71%	Mainly comprised of spare parts inventory for corrective, preventive and predictive maintenance program amounting to PhP3.2 billion; coal inventory costs PhP140.6 million
SLPGC	1,215	809	50%	Increase mainly due to the insurance spares; comprised of spare parts inventory for corrective, preventive and predictive maintenance program, diesel and chemicals amounting to PhP 729.0 million; Coal inventory at PhP810.0 million
Total	12,363	5,914	109%	

Investment in JV

	31 Dec 2018 (Audited)	31 Dec 2017 (Audited)	Variance	Remarks
Coal	51	51	1%	Additional contribution to the Joint Venture
Total	51	51	1%	

Consolidated Other Current Assets

	31 Dec 2018 (Audited)	31 Dec 2017 (Audited)	Variance	Remarks
Coal	1,443	1,264	14%	Mainly comprised of prepaid income taxes and advances to contractors and suppliers of spare parts and equipment amounting to PhP424.56 million and PhP1.38 billion, respectively
SCPC	1,405	750	87%	Mainly comprised of advances to suppliers for Equipment and materials requirement for the life extension of PhP1.33 billion and prepaid, rentals, insurance and other expense amounting to PhP20.66 million
SLPGC	1,272	1,410	-10%	Mainly comprised of advances to suppliers for equipment, materials and prepaid rent and insurance of PhP365.40 million and PhP824.7 million deferred input tax
Total	4,121	3,423	20%	

Consolidated Total Current Assets

	31 Dec 2018 (Audited)	31 Dec 2017 (Audited)	Variance	Remarks
Coal	12,602	12,462	1%	Please refer to above explanation
SCPC	8,972	6,456	39%	
SLPGC	4,101	5,357	-23%	
Others	61	59	4%	
Total	25,736	24,334	6%	

Consolidated PPE

	31 Dec 2018 (Audited)	31 Dec 2017 (Audited)	Variance	Remarks
Coal	11,898	10,888	9%	Additional Capex for capacity expansion and maintenance capex of PhP5.8 billion, off-set by depreciation
SCPC	14,908	14,656	2%	Capex of PhP2.71 billion, offset by depreciation
SLPGC	16,699	17,470	-4%	Additional Capex offset by depreciation
Others	14	-	100%	PPE of pre-operating subsidiary
Total	43,520	43,014	1%	

Consolidated Other Non-Current Assets

	31 Dec 2018 (Audited)	31 Dec 2017 (Audited)	Variance	Remarks
Coal	602	204	195%	Comprised of VAT receivable from BIR, Software cost and advance payment for importation of mining equipment costing PhP395.00 million
SCPC	568	278	105%	Mainly consists of prepaid leases and unrealized input tax
SLPGC	184	317	-42%	Reclassification to current asset - Financial asset at FVPL
Total	1,355	798	70%	

Consolidated Deferred Tax Assets

	31 Dec 2018 (Audited)	31 Dec 2017 (Audited)	Variance	Remarks
Coal	67	85	-22%	Mainly related to remeasurement losses on Pension Plan
SCPC	368	365	1%	Mainly related to provision for doubtful account and deferred revenue
Total	435	450	-3%	

Consolidated Total Assets

	31 Dec 2018 (Audited)	31 Dec 2017 (Audited)	Variance	Remarks
Coal	25,169	23,639	6%	Please refer to above explanation
SCPC	24,816	21,755	14%	
SLPGC	20,985	23,145	-9%	
Others	79	59	33%	
Total	71,049	68,598	4%	

Accounts and Other Payables

	31 Dec 2018 (Audited)	31 Dec 2017 (Audited)	Variance	Remarks
Coal	7,130	8,014	-11%	Payment of trade payables
SCPC	2,066	1,793	15%	Increase in trade payables due to higher volume of parts purchases
SLPGC	745	1,044	-29%	Payment of trade payables
Others	5	-	100%	Accounts Payables of pre-operating subsidiary
Total	9,946	10,851	-8%	

Short-term Loans

	31 Dec 2018 (Audited)	31 Dec 2017 (Audited)	Variance	Remarks
Coal	2,250	-	100%	Availment of bridge financing
SCPC	3,622	-	100%	Availment of bridge financing
Total	5,872	-	100%	

Current Portion of Long-term Debt

	31 Dec 2018 (Audited)	31 Dec 2017 (Audited)	Variance	Remarks
Coal	2,850	1,852	54%	Increase due to the maturing LTD within a year
SLPGC	1,704	1,704	0%	Comprised of maturing LTD within a year
Total	4,554	3,556	28%	

Total Current Liabilities

	31 Dec 2018 (Audited)	31 Dec 2017 (Audited)	Variance	Remarks
Coal	12,230	9,866	24%	Please refer to above explanation
SCPC	5,688	1,793	217%	
SLPGC	2,449	2,748	-11%	
Others	5	-	100%	
Total	20,372	14,407	41%	

Long-Term Debt - Net of Current Portion

	31 Dec 2018 (Audited)	31 Dec 2017 (Audited)	Variance	Remarks
Coal	2,806	5,539	-49%	Decrease due to the maturing loan within a year
SCPC	2,988	2,985	0%	Availed of LTD in Q4 2017 (adjusted to net present value)
SLPGC	4,249	5,944	-29%	Payment of quarterly amortization
Total	10,043	14,468	-31%	Decrease due to debt repayments

Pension Liability

	31 Dec 2018 (Audited)	31 Dec 2017 (Audited)	Variance	Remarks
Coal	156	174	-11%	Accrual of pension obligation
SCPC	22	25	-13%	Accrual of pension obligation
SLPGC	39	35	11%	Accrual of pension obligation
Total	216	234	-8%	

Provision for Site Rehabilitation

	31 Dec 2018 (Audited)	31 Dec 2017 (Audited)	Variance	Remarks
Coal	402	1,687	-76%	Actual usage of mine rehab provision re: Panian mine accelerated rehabilitation
SCPC	16	15	10%	Additional provision for plant decommissioning
SLPGC	5	4	17%	Additional provision for plant decommissioning
Total	423	1,705	-75%	

Other Long-Term Liabilities

	31 Dec 2018 (Audited)	31 Dec 2017 (Audited)	Variance	Remarks
SLPGC	-	46	-100%	Retention payable for 2x25 MW gas turbines
Total	-	46	-100%	

Deferred Tax Liabilities

	31 Dec 2018 (Audited)	31 Dec 2017 (Audited)	Variance	Remarks
SLPGC	62	55	12%	Deferred Tax Liabilities arising from unrealized income from financial contract
Total	62	55	12%	

Total Non-Current Liabilities

	31 Dec 2018 (Audited)	31 Dec 2017 (Audited)	Variance	Remarks
Coal	3,364	7,400	-55%	Please refer to above explanation
SCPC	3,026	3,025	0%	
SLPGC	4,354	6,084	-28%	
Total	10,744	16,509	-35%	

Total Liabilities

	31 Dec 2018 (Audited)	31 Dec 2017 (Audited)	Variance	Remarks
Coal	15,595	17,266	-10%	Please refer to above explanation
SCPC	8,713	4,818	81%	
SLPGC	6,803	8,832	-23%	
Others	5	-	100%	
Total	31,116	30,916	1%	

Capital Stock

	31 Dec 2018 (Audited)	31 Dec 2017 (Audited)	Variance	Remarks
Coal (Parent)	4,265	4,265	0%	No movement

Additional Paid-in Capital

	31 Dec 2018 (Audited)	31 Dec 2017 (Audited)	Variance	Remarks
Coal (Parent)	6,676	6,676	0%	No movement

Treasury Shares

	31 Dec 2018 (Audited)	31 Dec 2017 (Audited)	Variance	Remarks
Coal (Parent)	740	488	52%	Purchase of 3.46 million SCC shares in 2016, 2.7 million shares in 2017 and 7.8 million shares in H1 2018

Remeasurement Gain / (Losses) on Pension Plan

	31 Dec 2018 (Audited)	31 Dec 2017 (Audited)	Variance	Remarks
Coal	(38)	(81)	-53%	No Movement
SCPC	4	(1)	-479%	Some employees retired during the year
SLPGC	(2)	(4)	-61%	Due to increase in number of employees
Total	(36)	(86)	-58%	

Retained Earnings / (Losses)

	31 Dec 2018 (Audited)	31 Dec 2017 (Audited)	Variance	Remarks
Coal	13,936	15,623	-11%	Better profitability partially offset by the cash dividend paid
SCPC	10,091	6,583	53%	Income for the period offset by payment of cash dividend
SLPGC	5,938	5,286	12%	Income for the period offset by payment of cash dividend
Others	(197)	(179)	10%	Expenses of pre-operating subsidiaries
Total	29,768	27,313	9%	

PERFORMANCE INDICATORS:

1. **Net Income After Tax** – The Company weakened for the interim showing decline in operating and financial performance. Net income decrease by 15% YoY.
2. **Dividend Payout** – Strong profitability and high liquidity enables the Company to continue pay special cash dividend of PhP1.0 per share on top of the regular cash dividend of PhP1.25 per share.
3. **Debt-to-Equity Ratio** – DE slightly improved to 0.64x from 0.78x at the start of the year due to increase in total debts and dividend payment.
4. **Net Profit Margin** – Net profit margin remains strong at 29%, driven by higher coal prices.
5. **Current Ratio** – Cash position remains healthy. The interim increase in current liabilities is due to the availment of bridge financing. The Company's internal current ratio threshold is at least 1.00, end-of-the-period current ratio is 1.26:1.

PART II OTHER INFORMATION

Other disclosures:

- a. The Group's operation is not cyclical in nature or seasonal. Mining activities is continuous throughout the year;
- b. There were no issuances, repurchases, and repayments of debt in equity securities which transpired during the quarter;
- c. There are no subsequent events, that came to our knowledge, which are material enough to warrant an adjustment in the consolidated financial statements;
- d. The Group has no contingent assets nor liabilities known as of financial position date. The case on the wholesale electricity supply market (WESM) prices for November and December 2013 is still pending before the Supreme Court (SC) and the Energy Regulatory Commission (ERC).

Full Years 2016-2017

PRODUCTION – COMPARATIVE REPORT FY 2016 vs FY 2017

Coal

The Company continued to invest in additional CAPEX in 2017 to hit its annual target of 13-14 million metric tons (tons), increasing from 2016's 12 million annual capacity. With increased excavating capacity, total materials moved grew by 7% YoY to 135 million bank cubic meters (bcm) from 125 million bcm in 2016.

Strip ratio for 2017 was 9.51:1, while effective production strip ratio in 2016 was only 5.27 since operations in the first three quarters were in Panian, which was already closed at the end of September. If pre-stripping of Molave and Narra pits are included, total strip ratio in 2016 was 9.08. However, the pre-stripping costs of Molave and Narra are capitalized, in accordance with accounting standards.

Coal production also increased by 3% to 13.2 million tons from 12.8 million tons in 2016. This is inclusive of lower grade coal of 900 thousand tons in 2016 and 1.4 million tons in 2017.

The table below shows the coal segment's comparative production data for 2016 and 2017.

	Q1 '16	Q2 '16	Q3 '16	Q4 '16	2016	Q1 '17	Q2 '17	Q3 '17	Q4 '17	2017	Variance
PRODUCTION											
Total Materials (M bcm)	30.79	36.53	23.77	34.34	125.43	35.18	36.31	30.40	33.48	135.38	8%
Pre-Stripping (M bcm)		28.06	12.21	8.50	48.77					-	-100%
Prod'n Stripping (M bcm)	30.79	8.47	11.56	25.84	76.66	35.18	36.31	30.40	33.38	135.28	76%
Total Coal Prod'n ('000 tons)	3.70	2.18	2.96	3.98	12.82	4.05	3.45	2.60	3.14	13.24	3%
Strip Ratio	6.93	15.38	6.63	7.22	9.08	7.29	9.12	10.29	9.24	9.51	-0.8%
End Inventory (M tons)	1.80	0.41	0.41	1.90	1.90	1.80	1.74	0.41	1.70	1.70	11%

POWER

SEM-CALACA POWER GENERATION CORPORATION (SCPC)

The table below shows SCPC's comparative production data for 2016 and 2017.

	Q1 '16	Q2 '16	Q3 '16	Q4 '16	2016	Q1 '17	Q2 '17	Q3 '17	Q4 '17	2017	Variance
Gross Generation, GWh											
Unit 1	346	363	305	354	1,367	-	361	484	542	1,387	1%
Unit 2	-	503	466	569	1,538	562	460	636	470	2,128	38%
Total Plant	346	866	771	923	2,905	562	822	1,120	1,012	3,515	21%
% Availability											
Unit 1	84%	92%	84%	87%	87%	0%	67%	84%	94%	62%	-29%
Unit 2	0%	82%	76%	89%	62%	92%	79%	99%	75%	86%	39%
Total Plant	42%	87%	80%	88%	74%	46%	73%	92%	85%	74%	0%
Capacity Factor											
Unit 1	53%	55%	46%	54%	52%	0%	54%	73%	83%	53%	2%
Unit 2	0%	76%	70%	87%	58%	87%	69%	96%	72%	81%	40%
Total Plant	26%	65%	58%	70%	55%	43%	62%	85%	77%	67%	22%

Unit 1

Gross Generation:

Q4 '16 vs Q4 '17 – increased due to the plant upgrade done in Q1 2017 which increased its capacity using Semirara coal. Unit 1's average capacity in Q4 2017 was 263MW, up from Q4 2016's 186MW.

YTD '16 vs YTD '17 – despite higher capacity, increase was only 1% due to Unit 1's scheduled maintenance shutdown which started on 15 December 2016 and lasted throughout Q1 of 2017.

Availability:

Q4 '16 vs Q4 '17 – scheduled maintenance shutdown started on 15 December 2016. Maintenance works included repairs of boiler tube leaks, vibrations of turbine bearing and removal of slags.

YTD '16 vs YTD '17 – decreased due to extended shutdown of the unit in Q1 2017.

Capacity Factor:

Q4 '16 vs Q4 '17 – increased due to the plant upgrade done in Q1 2017 which increased its capacity using Semirara coal. Unit 1's average capacity in Q4 2016 was 263MW, up from Q4 2016's 186MW.

YTD '16 vs YTD '17 – despite higher capacity, increased only by 2% due to extended shutdown of the unit in Q1 2017.

Unit 2

Gross Generation:

Q4 '16 vs Q4 '17– decreased due to shut down for repairs in Q4 2017. Unit 2's average capacity in Q4 2017 was 287MW, up from Q4 2016's 293MW.

YTD '16 vs YTD '17 – increased due to the plant's continuous operations, with minimal outages, unlike in 2016 when the unit underwent maintenance shutdown that lasted until 13 April 2016.

Availability:

Q4 '16 vs Q4 '17 – decreased due to shut down for repairs in Q4 2017. Maintenance works included repairs of boiler tube leaks and turbine.

YTD '16 vs YTD '17 – increased due to the plant's continuous operations, with minimal outages, unlike in 2016 when the unit underwent maintenance shutdown that lasted until 13 April 2016.

Capacity Factor:

Q4 '16 vs Q4 '17 – decreased due to shut down for repairs in Q4 2017, as well as slightly lower average load in Q4 2017 at 287MW from Q4 2016's 293MW.

YTD '16 vs YTD '17 – increased due to the plant's continuous operations, with minimal outages, unlike in 2016 when the plant was down for maintenance shutdown that lasted until 13 April 2016.

Significant event(s):

- Unit 1 was down in Q1 2017 for scheduled maintenance which started on 15 December 2016. This was originally scheduled for a 75-day maintenance shutdown. However, it was extended to allow additional maintenance works to ensure power unit availability during the summer months, as well as to upgrade the unit's output. The upgrade was successful, such that the unit can now run at 250MW to 270MW using Semirara coal; it was only running between 180MW and 200MW in 2016.

SOUTHWEST LUZON POWER GENERATION CORPORATION (SLPGC)

The table below shows SLPGC's comparative production data for 2016 and 2017.

	Q1 '16	Q2 '16	Q3 '16	Q4 '16	2016	Q1 '17	Q2 '17	Q3 '17	Q4 '17	2017	Variance
Gross Generation, GWh											
Unit 3	65	250	255	141	711	147	295	262	108	812	14%
Unit 4	152	287	111	122	672	74	300	301	200	875	30%
Total Plant	217	537	366	263	1,383	221	596	563	308	1,687	22%
% Availability											
Unit 3	34%	88%	90%	61%	68%	58%	97%	91%	39%	71%	4%
Unit 4	55%	97%	49%	59%	65%	30%	97%	100%	90%	80%	23%
Total Plant	45%	93%	69%	60%	67%	44%	97%	95%	64%	75%	13%
Capacity Factor											
Unit 3	20%	76%	77%	43%	54%	45%	89%	79%	33%	62%	15%
Unit 4	46%	87%	34%	37%	51%	23%	91%	91%	61%	67%	31%
Total Plant	33%	81%	55%	40%	53%	34%	90%	85%	47%	64%	21%

Unit 3

Gross Generation:

Q4 '16 vs Q4 '17 – slightly lower plant performance (lower operating hours offset by higher average capacity at 122MW) contributed to the lower generation for the period.

YTD '16 vs YTD '17 – the installation of anti-clogging device during the planned shutdown in January 2017 resulted in higher generation and overall better plant performance (lower outages by 10% and higher average capacity at 130MW).

Availability:

Q4 '16 vs Q4 '17– 2018 planned outage was moved earlier to Q4 2017, while higher unplanned outages were recorded in Q4 2017 vs Q4 2016.

YTD '16 vs YTD '17 – the improvements installed in Unit 3 resulted in a more dependable plant performance with 10% less shutdown in 2017 compared to 2016.

Capacity Factor:

Q4 '16 vs Q4 '17 – decreased due to more outage hours in Q4 2017, slightly offset by higher average capacity of 122MW.

YTD '16 vs YTD '17 – better plant performance in 2017 was due to improvements made while the plant was on maintenance shutdown in January.

Unit 4

Gross Generation:

Q4 '16 vs Q4 '17 – higher availability and improved average capacity resulted in increased gross generation.

YTD '16 vs YTD '17 – the installation of anti-clogging device and replacement of valves during its planned shutdown improved the unit's performance, increasing its average capacity and lessening outages, thus resulting in a marked improvement in gross generation in 2017 vs 2016.

Availability:

Q4 '16 vs Q4 '17 – increased due to lesser outages and improved dependability of the plant.

YTD '16 vs YTD '17 – improvements in the plant made during the planned shutdown increased availability in 2017 resulting in 42% decrease in outages compared to 2016.

Capacity Factor:

Q4 '16 vs Q4 '17– the unit continued to perform better in Q4 2017, with higher average capacity and increased availability vs Q4 2016.

YTD '16 vs YTD '17 – Performance improved after the 45-day planned shutdown done in January to February of 2017. With the installation of the anti-clogging device and replacement of J-valves, the plant's performance became more reliable.

Significant event(s):

- Both Units 3 and 4 are already on commercial operations since August 2016. The ERC granted the Certificate of Compliance, permitting both plants to run at its maximum capacity of 150 MW, on May 15, 2017.
- Taking over certificate for the 2x150MW Plant is effective starting 5 July 2017.

MARKETING – COMPARATIVE REPORT FY 2016 vs FY 2017

Coal

The table below shows the coal comparative sales volume data for 2016 and 2017 (in thousand tons, except ASP).

Customer	Q1	Q2	Q3	Q4	2016	Q1	Q2	Q3	Q4	2017	Variance
Power Plants											
Calaca	716	756	617	474	2,563	722	972	846	913	3,453	35%
Other PPs	307	424	350	611	1,693	412	497	401	575	1,885	11%
Total PPs	1,023	1,181	967	1,085	4,256	1,134	1,469	1,247	1,488	5,337	25%
Other Industries											
Cement	147	161	174	228	710	163	270	207	176	817	15%
Others	69	76	63	90	298	113	111	149	194	567	90%
Total Others	216	236	237	319	1,008	276	380	357	370	1,384	37%
TOTAL LOCAL	1,239	1,417	1,204	1,404	5,264	1,410	1,849	1,604	1,858	6,721	28%
EXPORT	1,674	2,246	1,818	1,813	7,550	2,206	863	1,913	1,401	6,384	-15%
GRAND TOTAL	2,913	3,662	3,022	3,217	12,814	3,616	2,713	3,517	3,259	13,105	2%
ASP (in Php)	1,593	1,719	1,815	2,405	1,886	2,250	2,057	2,158	1,892	2,268	20%

Power Plants:

Q4 '16 vs Q4 '17 – increased deliveries to Calaca plants due to higher availability and average load, other plants slightly decrease in Q4 2017.

YTD 16 vs YTD '17 – increased deliveries to Calaca plants due to higher availability and average load, increase in demand of other existing customers and served new customers in 2017.

Cement Plants:

Q4 '16 vs Q4 '17 – increased demand in 2017.

YTD 16 vs YTD '17 – increased demand in 2017.

Other Industrial Plants:

Q4 '16 vs Q4 '17 – increased demand in 2017.

YTD 16 vs YTD '17 – increased demand in 2017.

Export Sales:

Q4 '16 vs Q4 '17 – lower release of coal for export in 2017.

YTD 16 vs YTD '17 – lower release of coal for export in 2017.

ASP:

Q4 '16 vs Q4 '17– The ASP is lower in Q4 2017 although the price actually increased because of higher global coal prices. Higher liftings of low grade coal for SLPGC which brought down the average selling price (ASP).

YTD 16 vs YTD '17 – increased due to higher global coal prices

POWER

SCPC

The table below shows the comparative marketing data of SCPC for 2016 and 2017 (In GWh, except ASP).

Customer	Q1 '16	Q2 '16	Q3 '16	Q4 '16	2016	Q1 '17	Q2 '17	Q3 '17	Q4 '17	2017	Variance
Bilateral Contracts	422	954	978	922	3,276	586	736	1,031	969	3,322	1%
Spot Sales	2	12	4	29	47	1	79	76	83	239	406%
GRAND TOTAL	424	966	982	951	3,323	586	815	1,107	1,052	3,560	7%
ASP (in Php)											
Bilateral Contracts	3.85	2.93	3.14	3.56	3.29	4.13	3.66	3.65	3.86	3.80	16%
Spot Sales	13.44	5.98	8.49	2.62	4.48	4.48	3.16	3.40	2.90	3.17	-29%
Average ASP	3.90	2.97	3.16	3.53	3.31	4.13	3.61	3.63	3.78	3.75	13%

Bilateral Contracts:

Q4 '16 vs Q4 '17 – increased due to delivery of 100MW non-firm replacement power from 26 June 2017 up to November 2017.

YTD '16 vs YTD '17 – almost no movement

Spot Sales:

Q4 '16 vs Q4 '17 – increased due to higher capacity of Unit 1, the excess is sold to spot.

YTD '16 vs YTD '17 – increased due to higher capacity of Unit 1, the excess is sold to spot.

Bilateral Contracts ASP:

Q4 '16 vs Q4 '17 – increased due to higher fuel component which is based on rising NewCastle Index.

YTD '16 vs YTD '17 – increased due to higher fuel component which is based on rising NewCastle Index.

Spot Sales ASP:

Q4 '16 vs Q4 '17 – slightly higher WESM prices in Q4 2017.

YTD '16 vs YTD '17 – higher WESM prices in 2016

Other Information:

- Of the total energy sold, 93.2% was sourced from own generation, while 6.8% was purchased from the spot market. SCPC procured power from the spot market during hour intervals where power units were down, or when the plants were running at a de-rated capacity, in order to be able to supply committed capacity to some of its customers.
- Existing bilateral contracts: Supply of power to the non-firm contract with San Miguel lasted up to Nov. 2017.

Customers	Terms	No. Years / Mos.	Contract Demand (MW)
Meralco DU	December 26, 2011 - December 25, 2018	7	250
MPower	June 26, 2013 - December 25, 2018	5	170
Batelec 1	March 26, 2013 - March 25, 2018	5	20
San Miguel (non-Firm)	June 26, 2017 - Feb 25, 2018	8 mos.	100
ECSCO	March 26, 2017 - March 25, 2019	2	0.45
Total			540.45

SLPGC

The table below shows the comparative marketing data of SLPGC for 2016 and 2017 (In GWh, except ASP).

Customer	Q1 '16	Q2 '16	Q3 '16	Q4 '16	2016	Q1 '17	Q2 '17	Q3 '17	Q4 '17	2017	Var
Bilateral Contracts	208	413	346	313	1,280	177	266	459	249	1,151	-10%
Spot Sales	41	94	31	31	198	62	266	79	41	448	127%
GRAND TOTAL	250	507	377	344	1,478	239	532	538	290	1,599	8%
ASP (in PhP)											
Bilateral Contracts	4.57	4.44	4.63	5.27	4.72	5.27	5.16	4.26	5.82	4.95	5%
Spot Sales	2.45	2.77	2.44	1.91	2.52	3.46	3.09	3.08	2.83	3.12	24%
Average ASP	4.22	4.13	4.45	4.97	4.42	4.80	4.12	4.08	5.40	4.43	0%

Bilateral Contracts:

Q4 '16 vs Q4 '17 – decreased due to end of short-term replacement power contract in November 2017.

YTD 16 vs YTD '17 – decreased as GNPowr contract ended in December 2016, slightly offset by the short-term replacement contract with SMEC.

Spot Sales:

Q4 '16 vs Q4 '17 – more excess energy produced in Q4 2017 that was sold to WESM.

YTD 16 vs YTD '17 – more uncontracted power generation after expiration of GNPowr contract in 2016.

Bilateral Contracts ASP:

Q4 '16 vs Q4 '17 – slight increase in ASP due to payment of Fixed O&M

YTD 16 vs YTD '17 – increased due to higher New Castle Index in 2017, this is slightly offset by the lower fixed rate for new replacement power contract.

Spot Sales ASP:

Q4 '16 vs Q4 '17 – sold to WESM during hour intervals when prices are higher

YTD 16 vs YTD '17 – sold to WESM during hour intervals when prices are higher

Other Information:

- Of the total energy sold, 93.2% was sourced from own generation, while 6.8% was purchased from the spot market.
- Existing bilateral contracts:

SLPGC Power Supply Contracts				
Customers	Terms	No. Years	Expiring on	Contract Demand (MW)
MPower	Effective March 2016	2.75	25-Dec-2018	100
VECO	Effective December 2015	2.50	25-Jun-2018	42.51
Total				142.51

III. FINANCE

A. Sales and Profitability

Revenues (In million PhP)

Before Eliminations

	Q4 2016	Q4 2017	Variance	YTD 2016	YTD 2017	Variance	Remarks
Coal	7,738	8,883	15%	24,157	29,667	23%	Increased in ASP by 20% due to higher global price index and slight increase in sales volume of 2%
SCPC	3,357	3,979	19%	10,984	13,366	22%	14% increase in ASP; 7% increase in sales volume
SLPGC	1,049	1,562	49%	5,747	7,088	23%	8% increase in 2017 sales volume; 2016 exclusive of the energy sales during commissioning period
Total	12,144	14,425	19%	40,887	50,121	23%	

After Eliminations

	Q4 2016	Q4 2017	Variance	YTD 2016	YTD 2017	Variance	Remarks
Coal	6,637	6,707	1%	20,079	23,490	17%	Increased in ASP due to higher global price index
SCPC	3,132	3,979	27%	10,758	13,366	24%	14% increase in ASP; 7% increase in sales volume
SLPGC	1,049	1,562	49%	5,747	7,088	23%	8% increase in 2017 sales volume; 2016 exclusive of the energy sales during commissioning period
Total	10,818	12,248	13%	36,584	43,943	20%	

Cost of Sales (In million PhP)

Before Eliminations

	Q4 2016	Q4 2017	Variance	YTD 2016	YTD 2017	Variance	Remarks
Coal	5,729	4,789	-16%	13,018	15,141	16%	Higher strip ratio since it is already normalized at the new mine compared to the favorably low strip ratio during wrapping up of Panian mine in the first 3 quarters. Also higher volume sold and costs of production e.g. fuel. Q4 2017 cost is lower as Q4 2016's cost was inflated with booking of a one-time mine rehabilitation costs.
SCPC	2,103	2,838	35%	7,437	8,093	9%	Inclusive of replacement power procured at PhP3.20/kwh after the plants consumed allowable downtime.
SLPGC	1,001	858	-14%	2,503	3,197	28%	Increased due to recognition of depreciation for the full 4 quarters of 2017 vs only 3 quarters for 2016, as well as increase in cost of coal. The plants were still on commissioning status in Q1 2016, wherein costs were still capitalized.
Total	8,833	8,486	-4%	22,958	26,430	15%	

After Eliminations

	Q4 2016	Q4 2017	Variance	YTD 2016	YTD 2017	Variance	Remarks
Coal	4,769	4,294	-10%	11,013	11,910	8%	Higher strip ratio since it is already normalized at the new mine compared to the favorably low strip ratio during wrapping up of Panian mine in the first 3 quarters. Also higher volume sold and costs of production e.g. fuel. Q4 2017 cost is lower as Q4 2016's cost was inflated with booking of a one-time mine rehabilitation costs.
SCPC	1,948	1,727	-11%	5,733	5,871	2%	Inclusive of replacement power procured at PhP3.20/kwh after the plants consumed allowable downtime.
SLPGC	<u>835</u>	369	-56%	<u>1,954</u>	2,552	31%	Increased due to recognition of depreciation for the full 4 quarters of 2017 vs only 3 quarters for 2016, as well as increase in cost of coal. The plants were still on commissioning status in Q1 2016, wherein costs were still capitalized.
Total	<u>7,552</u>	6,390	-15%	<u>18,701</u>	20,333	9%	

Consolidated Gross Profit (In million PhP)

	Q4 2016	Q4 2017	Variance	YTD 2016	YTD 2017	Variance	Remarks
Coal	1,868	2,413	29%	9,066	11,579	28%	Due to the significant increase in selling price which offset the increase in cost, hence profitability still increased
SCPC	1,184	2,253	90%	5,025	7,495	49%	Higher coal price index pulled up ASP in 2017, resulting to healthier revenues; while costs increased at a lower rate.
SLPGC	<u>214</u>	1,193	458%	<u>3,793</u>	4,536	20%	2 units were fully operational with higher availability in 2017
Total	<u>3,266</u>	5,858	79%	<u>17,883</u>	23,610	32%	
GP %	51%	50%	-2%	57%	56%	-1%	

Consolidated OPEX (In million PhP)

	Q4 2016	Q4 2017	Variance	YTD 2016	YTD 2017	Variance	Remarks
Coal	64	1,537	2316%	3,224	5,002	55%	Higher revenue generation translated to higher government royalties from PhP2.65B in 2016 to PhP4.31B in 2017, In Q4 2017 alone, government royalties accrued amounted to PhP1.28B; General Admin Expenses likewise increased from PhP575M to PhP693M due to increase in personnel costs and others.
SCPC	571	1,321	131%	1,480	2,260	53%	Consists of operating and maintenance cost. This also includes recognition of accelerated depreciation in relation to the planned life-extension works of SCPC power plants in 2019 amounting to PhP840 million in 2017
SLPGC	125	292	134%	295	767	160%	Mainly due to increase in O&M expense and Real Property Tax
Others	0	179	0%	1	179	35660%	Mainly due to derecognition of development costs of Semirara Claystone, Inc.
Total	760	3,329	338%	4,999	8,207	64%	

Consolidated Finance Income (In million PhP)

	Q4 2016	Q4 2017	Variance	YTD 2016	YTD 2017	Variance	Remarks
Coal	21	14	-33%	44	51	16%	Increase because of higher cash for short-term placement
SCPC	3	2	-17%	11	9	-23%	Decrease due to lower cash available for short-term placement
SLPGC	16	7	-55%	28	36	29%	Increase because of higher cash for short-term placement
Others	0	0	0%	0	0	0%	
Total	40	23	-41%	83	96	15%	

Consolidated Finance Charges (In million PhP)

	Q4 2016	Q4 2017	Variance	YTD 2016	YTD 2017	Variance	Remarks
Coal	86	144	67%	228	354	55%	Increase in debt level and interest rates in 2017 due to higher benchmark (PDSTR-2)
SCPC	22	22	-1%	90	60	-34%	SCPC's LTD interest-bearing loans was fully paid. Also, a portion of its higher priced long-term loan was converted to cheaper short-term loan.
SLPGC	69	79	15%	280	304	9%	Plant is on commercial operations in 2017 hence finance costs is no longer capitalized, unlike in first half of 2016
Total	177	245	39%	599	718	20%	

Consolidated Foreign Exchange Gain / (Loss) (In million PhP)

	Q4 2016	Q4 2017	Variance	YTD 2016	YTD 2017	Variance	Remarks
Coal	(172)	(39)	-78%	(347)	(280)	-19%	Due to the partial conversion of USD denominated loans to PhP
SCPC	(15)	(15)	1%	(52)	(105)	100%	Realized loss on its foreign currency denominated transactions
SLPGC	(4)	(7)	69%	(4)	(7)	95%	Realized loss on its foreign currency denominated transactions
Total	(191)	(60)	-68%	(403)	(392)	-3%	

Consolidated Other Income (In million PhP)

	Q4 2016	Q4 2017	Variance	YTD 2016	YTD 2017	Variance	Remarks
Coal	36	48	32%	171	127	-26%	Realized gain on sale of fully depreciated assets
SCPC	50	414	726%	123	510	315%	Insurance proceeds and deferred revenue arising from receivable from PSALM are booked in 2017. Unit 2 was down in Q1 2016, hence less fly ash is sold as cement additive
SLPGC	645	394	-39%	645	438	-32%	Fly ash sold as cement additive
Total	731	855	17%	938	1,076	15%	

Consolidated NIBT (In million PhP)

	Q4 2016	Q4 2017	Variance	YTD 2016	YTD 2017	Variance	Remarks
Coal	1,602	754	-53%	5,482	6,122	12%	Higher coal sales pushed profitability up in 2017
SCPC	630	1,311	108%	3,537	5,590	58%	Higher generation and better prices
SLPGC	677	1,216	80%	3,886	3,931	1%	Better plant performance in 2017 translated to improved profits during the year.
Others	-	(179)	100%	(1)	(179)	35660%	Mainly due to derecognition of development costs of Semirara Claystone, Inc.
Total	2,909	3,103	7%	12,904	15,464	20%	

Consolidated Income Tax Provision (In million PhP)

	Q4 2016	Q4 2017	Variance	YTD 2016	YTD 2017	Variance	Remarks
Coal	57	26	-55%	62	30	-51%	Minimal coal tax provision is due to the Income tax holiday incentive.
SCPC	231	85	-63%	640	1,036	62%	Increase in SCPC's tax provision is a result of increase in profitability in 2017
SLPGC	125	145	16%	162	189	17%	Minimal SLPGC tax provision is due to the Income tax holiday it enjoys as a BOI-registered company. The increase over 2016 is due to income taxes paid on BCQ sales from Spot Purchases
Total	414	255	-38%	863	1,255	45%	

NIAT (In million PhP)
Before Eliminations (Core Income)

	Q4 2016	Q4 2017	Variance	YTD 2016	YTD 2017	Variance	Remarks
Coal	1,689	2,412	43%	7,495	9,041	21%	Growth in income is mainly driven by increase in selling price
SCPC	468	115	-75%	1,418	2,331	64%	Although there are more plant downtime, plants are running at higher capacity; prices are also higher. These translated to higher revenues and profitability
SLPGC	422	582	38%	3,218	3,098	-4%	Higher revenue and volume sold is slightly offset by higher Real Property tax, Interest and Depreciation fully chargeable to OPEX.
Others	(4)	(178)	4358%	(4)	(178)	4358%	Mainly due to derecognition of development costs of Semirara Claystone, Inc.

After Eliminations (Consolidated)

	Q4 2016	Q4 2017	Variance	YTD 2016	YTD 2017	Variance	Remarks
Coal	1,544	728	-53%	5,420	6,092	12%	Growth in income is mainly driven by increase in selling price.
SCPC	399	1,227	208%	2,896	4,554	57%	Although there are more plant downtimes, plants are running at higher capacity, prices are higher. These translated to higher revenues and profitability
SLPGC	552	1,071	94%	3,724	3,742	0%	Higher energy sales, further augmented by 46% better average price/KWh of power sold boosted profitability. SLPGC also enjoys ITH
Others	(4)	(178)	4358%	(1)	(179)	35660%	Mainly due to derecognition of development costs of Semirara Claystone, Inc.
Total	2,491	2,848	14%	12,040	14,209	18%	

B. Solvency and Liquidity

Internal cash generation in 2017 amounted to PHP18.20 billion. Consolidated loan availments amounted to PHP6.54 billion, representing coal's medium-term loan to fund maintenance and additional CAPEX for the increase in capacity. Additional cash of PHP126.23 million was generated from sale of coal segment fully depreciated assets and from withdrawal of the remaining PHP68.72

million sinking fund upon full payment of SCPC's loan term debt. Combined with beginning Cash of PHP7 billion, total consolidated Cash available during the period stood at PHP31.92 billion.

Of the available cash, PHP6.32 billion was used to fund major CAPEX. The Company also paid debts amounting to PHP5.22 billion and other investing and released the retention amounting to PHP1.15 billion after final turn-over of its power plant in July 2017. On the Company's buyback program, it reacquired 2.7 million shares amounting to PHP100.37 million. The Company declared and paid cash dividends of PHP10.65 billion during the period. Ending cash closed at PHP8.47 billion, a 21% increase from the beginning cash.

Coal, SCPC, and SLPGC recorded ending cash of PHP5.80 billion, PHP584.41 million, and PHP2.03 billion, respectively. Other pre-operating business closed with a total cash balance of PHP58 million.

Consolidated Current ratio improved to 1.69x from 1.35x at the start of the year.

C. Financial Condition

ASSETS

Cash

	FY 2016 (Audited)	FY 2017 (Audited)	Variance	Remarks
Coal	4,298	5,796	35%	Stronger sales volume, boosted by higher ASP resulted to higher cash generation but used up to pay cash dividend and CAPEX hence the decrease
SCPC	659	584	-11%	Strong cash generation and payments of suppliers
SLPGC	2,010	2,032	1%	Settlement for the partial remaining payable of the 2x150MW project and additional CAPEX for the 2x23MW Gas turbine
Others	26	59	125%	Additional capital infusion to the pre-operating subsidiary
Total	6,993	8,471	21%	

Consolidated Receivables

	FY 2016 (Audited)	FY 2017 (Audited)	Variance	Remarks
Coal	2,451	2,204	-10%	Mainly trade-related; improvement in collection of coal exports. 95% of invoice amount collected upon presentation of invoice and shipping documents with correspondent bank
SCPC	2,106	3,164	50%	Collection of November 2017 power bills fell on a holiday and collected in 2018
SLPGC	1,128	1,106	-2%	Mainly trade-related receivables
Total	5,685	6,475	14%	

Consolidated Inventories

	FY 2016 (Audited)	FY 2017 (Audited)	Variance	Remarks
Coal	2,960	3,148	6%	Inventory is comprised of cost of ending coal inventory of Php970 million and materials spare parts, fuel, and supplies amounting to Php2.2 billion
SCPC	1,930	1,957	1%	Comprised of coal inventory of Php184M and spare parts inventory for corrective, preventive and predictive maintenance program
SLPGC	497	809	63%	Comprised of Spare parts inventory for corrective, preventive and predictive maintenance program (Php 513 million), Coal (Php 170 million) and diesel, chemicals and others (Php 126 million)
Others				Cash balances of pre-operating subsidiary
Total	5,386	5,914	10%	Coal increased production, correspondingly increasing material & parts required inventory; SCPC preparing for life extension; SLPGC already on commercial operations and plants are performing at higher capacity, thus requiring corresponding increase in inventory of parts

Investment in JV

	FY 2016 (Audited)	FY 2017 (Audited)	Variance	Remarks
Coal	52	51	-3%	
Total	52	51	-3%	

Investment in Sinking Fund

	FY 2016 (Audited)	FY 2017 (Audited)	Variance	Remarks
SCPC	69	-	-100%	withdrawal of sinking fund following the full payment of LTD
Total	69	-	-100%	

Consolidated Other Current Assets

	FY 2016 (Audited)	FY 2017 (Audited)	Variance	Remarks
Coal	625	1,264	102%	Mainly comprised of prepaid income taxes and advances to contractors and suppliers of spare parts and equipment amounting to Php454.34 million and Php804.64 billion, respectively.
SCPC	369	750	103%	Mainly accounted for advances to suppliers, rentals, insurance and other expense (Php649 million).
SLPGC	1,974	1,410	-29%	Mainly comprised of input VAT amounting to PhP 1.1 billion and PhP 277 million advances/prepayments to suppliers
Total	2,968	3,423	15%	

Consolidated Total Current Assets

	FY 2016 (Audited)	FY 2017 (Audited)	Variance	Remarks
Coal	10,387	12,462	20%	Please refer above
SCPC	5,132	6,456	26%	
SLPGC	5,609	5,357	-4%	
Others	26	59	125%	
Total	21,154	24,334	15%	

Consolidated PPE

	FY 2016 (Audited)	FY 2017 (Audited)	Variance	Remarks
Coal	10,221	10,888	7%	Additional Capex for capacity expansion and maintenance capex of PhP4.3 billion off-set by depreciation
SCPC	14,925	14,656	-2%	Capex of PhP1.63 billion offset by depreciation
SLPGC	18,206	17,470	-4%	Capex of PhP796 million off-set by negative variation of PhP388 million and depreciation
Total	43,352	43,014	-1%	

Consolidated Other Non-Current Assets

	FY 2016 (Audited)	FY 2017 (Audited)	Variance	Remarks
Coal	195	204	5%	Additional software cost
SCPC	249	278	11%	Mainly consists of prepaid leases and unrealized input tax
SLPGC	135	317	135%	Mainly consists of prepaid leases and unrealized input tax
Others	156	-	-100%	Derecognition of capitalized development costs of Semirara Claystone
Total	735	798	9%	

Consolidated Deferred Tax Assets

	FY 2016 (Audited)	FY 2017 (Audited)	Variance	Remarks
Coal	54	85	58%	Mainly related to remeasurement losses on Pension Plan
SCPC	465	365	-22%	Mainly related to provision for doubtful account and deferred revenue
Total	520	450	-13%	

Consolidated Total Assets

	FY 2016 (Audited)	FY 2017 (Audited)	Variance	Remarks
Coal	20,857	23,639	13%	Refer to above explanation
SCPC	20,773	21,755	5%	
SLPGC	23,950	23,144	-3%	
Others	183	59	-68%	
Total	65,762	68,596	4%	

LIABILITIES

Accounts and Other Payables

	FY 2016 (Audited)	FY 2017 (Audited)	Variance	Remarks
Coal	7,058	8,014	14%	Primarily due to the increased requirements related of the capacity expansion
SCPC	2,380	1,793	-25%	The decrease merely pertains to timing of payment of trade suppliers and contractors
SLPGC	2,784	1,044	-62%	Pertains to release of retention payable for the 2x150MW Project upon final turn-over last July 2017. Remaining balance pertains to Payables to Trade and Affiliates
Total	12,221	10,851	-11%	

Short-term Loans

	FY 2016 (Audited)	FY 2017 (Audited)	Variance	Remarks
SCPC	1,600	-		Full settlement of the short-term loan
Total	1,600	-	-100%	

Current Portion of Long-term Debt

	FY 2016 (Audited)	FY 2017 (Audited)	Variance	Remarks
Coal	-	1,852	100%	Maturing LTD within a year
SCPC	128	-	-100%	Fully paid LTD
SLPGC	1,704	1,704	0%	
Total	1,832	3,556	94%	

Total Current Liabilities

	FY 2016 (Audited)	FY 2017 (Audited)	Variance	Remarks
Coal	7,058	9,866	40%	Please refer to above
SCPC	4,108	1,793	-56%	
SLPGC	4,487	2,748	-39%	
Total	15,653	14,407	-8%	

Long-Term Debt - Net of Current Portion

	FY 2016 (Audited)	FY 2017 (Audited)	Variance	Remarks
Coal	5,618	5,539	-1%	
SCPC	-	2,985	100%	Availed of LTD in Q4 2017
SLPGC	7,640	5,944	-22%	Decrease is due to amortization for the year
Total	13,258	14,468	9%	Increase is due to increase in coal long-term debt avallment

Pension Liability

	FY 2016 (Audited)	FY 2017 (Audited)	Variance	Remarks
Coal	68	174	158%	Additional provision for pension liabilities due to salary adjustments and transferred employees from affiliates
SCPC	27	25	-9%	Retirement of employees in 2017
SLPGC	19	35	80%	increase in provision for pension obligation
Total	114	234	105%	

Provision for Site Rehabilitation

	FY 2016 (Audited)	FY 2017 (Audited)	Variance	Remarks
Coal	1,593	1,687	6%	Additional provision based on revised plan
SCPC	14	15	9%	Additional provision for plant decommissioning
SLPGC		4	100%	Provision for plant decommissioning
Total	1,606	1,706	6%	

Other Long-Term Liabilities

	FY 2016 (Audited)	FY 2017 (Audited)	Variance	Remarks
SLPGC	843	46	-95%	Settlement of retention payable
Total	843	46	-95%	

Deferred Tax Liabilities

	FY 2016 (Audited)	FY 2017 (Audited)	Variance	Remarks
SLPGC	1	55	4371%	Deferred Tax Liabilities arising from unrealized income from financial contract
Total	1	55	4371%	

Total Non-Current Liabilities

	FY 2016 (Audited)	FY 2017 (Audited)	Variance	Remarks
Coal	7,278	7,400	2%	Please refer above
SCPC	41	3,025	7312%	
SLPGC	8,504	6,085	-28%	
Total	15,823	16,509	4%	

Total Liabilities

	FY 2016 (Audited)	FY 2017 (Audited)	Variance	Remarks
Coal	14,336	17,266	20%	Please refer above
SCPC	4,149	4,818	16%	
SLPGC	12,991	8,833	-32%	
Others			#DIV/0!	
Total	31,475	30,917	-2%	

EQUITY

Capital Stock

	FY 2016 (Audited)	FY 2017 (Audited)	Variance	Remarks
Coal (Parent)	1,069	4,265	299%	Increase due to stock dividend of 3 shares for every 1 share held. Par value at Php1 / share

Additional Paid-in Capital

	FY 2016 (Audited)	FY 2017 (Audited)	Variance	Remarks
Coal (Parent)	6,676	6,676	0%	No changes.

Treasury Shares

	FY 2016 (Audited)	FY 2017 (Audited)	Variance	Remarks
Coal (Parent)	388	488	26%	Purchase of 3.46 million SCC shares in 2016 and 2.7 million shares in 2017

Remeasurement Gain / (Losses) on Pension Plan

	FY 2016 (Audited)	FY 2017 (Audited)	Variance	Remarks
Coal	(24)	(81)	236%	Actuarial valuation loss in pension plan due to increase in number of employees
SCPC	(2)	(1)	-53%	Some employees retired during the year
SLPGC	3	(4)	-239%	Due to increase in number of employees
Others			#DIV/0!	
Total	(23)	(86)	268%	

Retained Earnings / (Losses)

	FY 2016 (Audited)	FY 2017 (Audited)	Variance	Remarks
Coal	16,540	12,756	-23%	Decrease in retained earnings due to the payment of special cash dividends amounting to Php5.3 B. on top of the regular dividend
SCPC	6,730	8,806	31%	Strong profitability slightly offset by payment of cash dividend
SLPGC	3,689	5,930	61%	Cash dividend of PhP 1 Billion in Q3 2017 still manage to increase because of good performance
Others	(6)	(179)	2948%	Mainly related to the write-off of research and development costs of pre-operating subsidiary
Total	26,953	27,313	1%	

IV. PERFORMANCE INDICATORS:

6. **Net Income After Tax** – The Company continues to show remarkable operating and financial performance. Net income grew by 18% YoY.
7. **Dividend Payout** – Strong profitability and high liquidity enables the Company to continue paying generous dividends. The board of directors declared PhP5 dividend per share (PhP1.25 per share post 300% stock dividend) which was paid last 25 April 2017, increasing by 25% from 2016's PhP 4 per share (PhP1.00 per share post 300% stock dividend). Moreover, another PhP5 dividend per share (PhP1.25 per share post 300% stock dividend) was declared by the board of Directors and was paid 8 September 2017. Payout ratio of 106% is way above the Company's policy of at least 20%.
8. **Debt-to-Equity Ratio** – The increase in total debts was sufficiently matched by robust earnings during the period which effectively augmented Equity. As a result, DE improved to 0.82x from 0.92x as at the start of the year.
9. **Net Profit Margin** – Net profit margin remains strong at 32% with strong revenues from the coal and power businesses.
10. **Current Ratio** – Healthy cash position and drop in Accounts Payable improved Current Ratio to 1.69 at the end of the period from 1.35 at the start of the year. The Company set an internal current ratio threshold of at least 1.00.

V. OTHER INFORMATION:

1. There were no known trends, events or uncertainties that have material impact on liquidity.
2. SMPC provides interim corporate suretyship in favor of the lenders of SLPGC for the project debt facility amounting to Php11.5 billion that financed the 2x150MW power plant expansion at Calaca, Batangas. It started amortizing the loan in 2015; as at end of this year outstanding balance decreased to Php7.67 billion.
3. There are no material off-balance sheet transactions, arrangements, obligations, and other relationships of SMPC with unconsolidated entities or other persons created during the reporting period;

4. SCPC started its life extension program with an estimated total project cost of USD217 million. This is a 3-year program that aims to increase the economic life of Units 1 & 2 for another 20 to 25 years. Revised target completion is 2020;
5. SMPC is still waiting for ERC approval of the 400MW Power Supply Agreement (PSA) entered into by St. Raphael Power Generation Corporation (SRPGC) and Manila Electric Company (Meralco) at December 31, 2017. As at December 31, 2017, SRPGC is equally owned by SMPC and MGen;
6. There are no significant elements of income or loss from continuing operations;
7. On March 1, 2018 the Energy Regulatory Commission issued Certificate of Compliance (COC) (COC No. 18-03-M-00148L and COC No. 18-03-M-00149L) for Units 3 and 4 Modular Gas Turbine Power Plant of SLPGC, respectively, located in Brgy. San Rafael, Calaca, Batangas. Each unit has a 25MW capacity and the said COC shall be both valid for five (5) years;
8. SMPC shall accelerate the rehabilitation of South Panian in 2-year time with an estimated cost of Php2.3 billion;
9. There were no subsequent events that came to our knowledge, which are material enough to warrant an adjustment in the consolidated financial statements;
10. The Group's operation is not cyclical or seasonal in nature. Mining activities is continuous throughout the year as coal production output from period to period can be adjusted through efficient mine planning on both short-term and long-term, mitigating negative impact of the rainy season to mine operations. The power generation business is also operational throughout the year as maintenance shutdown is just part of normal operation of the plant and programmed ahead of time.

Full Years 2015-2016

PRODUCTION – COMPARATIVE REPORT 2015 vs 2016

COAL

On 12 February 2016, the Department of Environment and Natural Resource (DENR) approved the Company's request to amend our Environmental Clearance Certificate (ECC) allowing us to increase our mining capacity from 8 million tons to 12 million tons. Two months after, on 29 April 2016, DENR issued another amendment further increasing maximum capacity to 16 million tons per annum.

With the amendment of the ECC, the Company embarked on a capacity expansion program by investment in additional CAPEX. Weather conditions were also favorable throughout the year. As a result, total materials moved increased by 42% YoY to 125.43 million bank cubic meters (bcm), inclusive of the 46.97 million bcm pre-stripping at Molave mine from 22 million last year.

Clean coal production consequently increased by 33% YoY to 11.91 million metric tons (tons) from 7.98 million tons in 2015. In addition, 1.15 million tons of low-grade coal were produced in 2015 and 900 thousand tons in 2016.

The aggregate strip ratio slightly increased to 9.08 compared to 9.02:1 last year. However, the strip ratio in Panian significantly dropped to 3.94:1 as it was already closed in September.

To prepare for anticipated increase in coal production, the Company is constructing an additional transfer line and shiploading system.

Meanwhile, the Board of Investments (BOI) approved the registration of a new mine, Molave mine on 24 February 2016. Like the Narra Mine, as a BOI-registered project, revenues from Molave mine production will be entitled to full or 100% income tax holiday (ITH). Molave contains higher quality coal which can be sold to local plants that are designed to use coal fuel higher than our average 5,300 kcal coal.

In 2016, improvement of shipyard facilities was completed, such that there are already three shiploaders that can simultaneously operate. One of these shiploaders can accommodate 70,000-ton Panamax vessels used in our export sales. Apart from improving loading efficiency, we are able to save around \$2 barging cost of mid-stream loading in order to load up a Panamax vessel.

Coal sales volume registered a new record high this year, increasing by 52% YoY to 12.8 million tons from 8.4 million tons last year. Clean coal ending inventory closed at 893 thousand tons, 7% higher than same period last year's ending inventory of 829 thousand tons.

The table below shows the comparative production data for 2015 and 2016.

(in millions except strip ratio)	ACTUAL					ACTUAL					VARIANCE	
	Q1	Q2	Q3	Q4	2016	Q1	Q2	Q3	Q4	2015	vs 2015	
PRODUCTION												
Total Materials (BCM)	30.8	36.5	23.8	34.3	125.4	26.3	27.8	9.5	25.0	88.6	36.8	42%
Pre-Stripping (BCM)	-	28.1	18.9		47.0				22.0	22.0	25.0	0%
Prod'n Stripping (BCM)	30.8	8.5	4.9	34.3	78.5	26.3	27.8	9.5	3.0	66.6	11.8	18%
Clean Coal (MT)	3.4	2.0	2.8	3.6	11.9	2.3	2.2	1.1	2.4	8.0	3.9	49%
Strip Ratio (W:C)	8.3	3.5	1.0	8.7	5.9	10.6	12.0	8.3	0.5	7.6	(1.8)	-23%
Saleable Coal (MT)	3.4	2.0	2.8	3.6	11.9	2.3	2.1	1.0	2.6	8.0	3.9	49%
Unwashed Coal (MT)	0.3	0.2	0.1	0.3	0.9	0.4	0.3	0.2	0.3	1.1	(0.2)	-22%
Beg. Inventory (MT)	0.8	1.8	0.4	0.8	0.8	0.4	0.3	0.6	0.3	0.4	0.4	115%
End Inventory (MT)	1.8	0.4	0.4	0.9	0.9	0.3	0.6	0.3	0.8	0.8	0.1	8%

POWER

SCPC

The originally scheduled 31-day maintenance shutdown for Unit 2 from November 20, 2015 to Dec 20, 2016 has extended until mid April 2016. As a result, total gross generation is down by 27% YoY to 2,909 GWhr from 3,959 GWhr last year. Consequently, capacity factor also dropped by 27%.

Total plants' availability fell by 15% YoY to 13,047 hours from 15,314 hours.

Unit One

Unit 1 generated 1,339 GWh as of Q4 this year, 26% lower than last year's generation of 1,819 GWh. Average capacity dropped by 23% to 176 MW from 228 MW last year. Last year's capacity was higher due to the high-grade coal production in Panian last year. Capacity factor dropped YoY to 51% from Q4 2015's 69%.

The Unit's operating hours decreased insignificantly this year to 7,616 hours compared to last year's 7,971 hours.

Unit Two

Gross generation of Unit 2 dropped by 27% YoY to 1,570 GWh from 2,140 GWh last year.

The unit did not generate any power in Q1 2016 while on maintenance shutdown. The maintenance shutdown which started on 20 November 2015 was originally scheduled for one month. However, it lasted until 13 April 2016.

Average Capacity dropped by 1% YoY to 289MW from 291 MW last year. Notably however, capacity stabilized to 300MW after the shutdown. Capacity factor also dropped to 60% from 81% last year.

Unit 2's availability likewise dropped to 62% YoY in the current period from 84% last year. Unplanned outages this year registered at 3,353 hours, 398% more than last year's 673 hours.

The table below shows the comparative production data for 2015 and 2016.

COMPARATIVE PLANT PERFORMANCE DATA											
AO Q4'15 VS AO Q4'16											
	Q1 '15	Q2 '15	Q3 '15	Q4 '15	AO Q4 '15	Q1 '16	Q2 '16	Q3 '16	Q4 '16	AO Q4 '16	Q1 '15
Gross Generation, Gwh											
Unit 1	456	495	450	419	1,819	344	359	303	334	1,339	-26%
Unit 2	558	656	549	376	2,140	-	535	470	565	1,570	-27%
Total Plant	1,014	1,151	998	795	3,959	344	894	773	899	2,909	-27%
% Availability											
Unit 1	77%	91%	96%	100%	91%	84%	92%	84%	87%	87%	-5%
Unit 2	91%	100%	85%	60%	84%	0%	82%	76%	89%	62%	-26%
Total Plant	84%	96%	90%	80%	87%	42%	87%	80%	88%	74%	-15%
Capacity Factor											
Unit 1	70%	75%	68%	64%	69%	53%	54%	46%	51%	51%	-27%
Unit 2	86%	99%	83%	57%	81%	0%	81%	71%	86%	60%	-27%
Total Plant	78%	87%	75%	61%	75%	26%	67%	58%	69%	55%	-27%

SLPGC

Unlike last year when the 2 x 150 MW plants only started generating in Q3, both power units were generating energy more reliably starting February 2016. Official declaration of commercial operations was on 26 August 2016 for both units, with a Provisional Authority to operate at 140 MW per plant.

Unit Three

Unit 3 generated 711 GWh as of Q4 this year. Average capacity is 119 MW, with a capacity factor of 54%. The unit operated for 5,974 hours this year.

Unit Four

Gross generation of Unit 4 is 672 GWh. Average Capacity is 117 MW, while capacity factor is at 51%

Unit's operating hours this year is 5,723 hours.

The table below shows the comparative production data for 2015 and 2016.

COMPARATIVE PLANT PERFORMANCE DATA											
Q4 '15 vs Q4 '16											
	Q1 '15	Q2 '15	Q3 '15	Q4 '15	Tot Yr '15	Q1 '16	Q2 '16	Q3 '16	Q4 '16	Tot Yr '16	% Inc (Dec)
Gross Generation, GWh											
Unit 3	-	-	107	52	160	65	250	255	141	711	345%
Unit 4	-	-	8	43	51	152	287	111	122	672	1207%
Total Plant	-	-	115	96	211	217	537	366	263	1,383	555%
% Availability											
Unit 3	0%	0%	46%	21%	15%	34%	88%	90%	61%	70%	360%
Unit 4	0%	0%	7%	19%	2%	55%	97%	49%	59%	67%	2903%
Total Plant	0%	0%	26%	20%	9%	45%	93%	69%	60%	69%	686%
Capacity Factor											
Unit 3	0%	0%	32%	16%	11%	20%	76%	77%	43%	58%	429%
Unit 4	0%	0%	2%	13%	1%	46%	87%	34%	37%	56%	6641%
Total Plant	0%	0%	17%	15%	6%	33%	81%	55%	40%	57%	870%

MARKETING – COMPARATIVE REPORT 2015 vs. 2016

COAL

Coal sales volume breached the record this year, increasing by 52% YoY at 12.82 million tons from 8.43 million tons last year.

Export sales accounted for 59% of total coal sales volume this year at 7.55 million tons, increasing by 143% from last year's 3.11 million tons. Increase in coal production allowed the Company to service more demand from export markets.

Meanwhile, local sales slightly dropped by 1% YoY to 5.27 million tons from 5.32 million tons last year. This figure is inclusive of low-grade coal of 955 thousand tons and 1.95 million tons in 2015 and 2016, respectively. Deliveries to power customers increased by 8% with increased orders from other plants not owned by the Company.

On the other hand, sales to cement plants dropped by 31% YoY to 710 thousand tons from 1.03 million tons last year because some plants opted to buy lower-priced imported coal, especially in the first three quarters of the current year.

Sales to other industrial plants also decreased by 18% YoY to 298 thousand tons from 362 thousand tons last year.

Some cement plants and customers with small boilers are now using alternative fuel, thus explaining the drop in off-take of cement and other industrial plants.

Composite average FOB price per ton dropped by 3% YoY to PHP1,885 from PHP1,943 in 2015. Although global coal prices moved up starting September, prior to that, prices were depressed. In addition, deliveries of lower price low-grade coal to own power units this year, more than doubled. Average price of low-grade coal is PHP867/ton vs regular coal's average price of PHP1,974/ton.

The table below shows the comparative sales volume data for 2015 and 2016.

Customer	Q1	Q2	Q3	Q4	2016	%	Q1	Q2	Q3	Q4	2015	%	% change
Calaca	705	767	617	474	2,563	20%	666	626	661	743	2,696	32%	-5%
GBPs	122	278	168	393	960	7%	202	208	166	200	775	9%	24%
Others PPs	186	147	182	218	733	6%	111	99	139	112	462	5%	59%
Power Plants	1,012	1,192	967	1,085	4,256	33%	980	932	966	1,055	3,933	47%	8%
Cement	147	161	174	228	710	6%	278	246	278	224	1,027	12%	-31%
Others Plants	69	76	63	90	298	2%	93	114	91	65	362	4%	-18%
Local	1,228	1,428	1,204	1,404	5,264	41%	1,351	1,292	1,336	1,344	5,323	63%	-1%
Export	1,674	2,246	1,818	1,813	7,550	59%	1,054	534	562	956	3,105	37%	143%
Total	2,902	3,674	3,022	3,217	12,814	100%	2,404	4,230	1,898	2,300	8,428	100%	52%

POWER

SCPC

SCPC's Energy sales dropped by 12% YoY to 3,322 GWh from 3,754 GWh last year. Composite average price per Kwh also decreased by 3% YoY at PHP3.31 from PHP3.41 last year due to lower spot sales during the year. Moreover, Newcastle index, which is the benchmark for fuel pass-through, was down in the first half of the year. Last year, higher composite average price was driven by high volume of spot sales with higher price than bilateral contracts.

Average price for bilateral contracts dropped by 1% YoY to PHP3.29/KWh from PHP3.33/KWh last year due to lower Newcastle prices which are the contracts' index.

On the other hand, spot sales' average price is 11% lower YoY at PHP4.48/KWh from PHP5.05/KWh.

Of the total energy sold, 99% or 3,276 GWh were sold to bilateral contracts, while the remaining 1% were sold to the spot market.

MERALCO remained to be the single biggest customer, accounting for 92% of the total energy sales of the bilateral contracts; BATELEC I and Trans-Asia comprised 5% and 1% of total sales, respectively. Trans-Asia bilateral contracting 45MW has ended March 25, 2016

Spot Market Sales dropped by 73% YoY to 46 GWh, as against 173 GWh last year.

Of the total energy sold, 82% was sourced from own generation, while 18% was purchased from the spot market. SCPC procured power from the spot market during hour intervals where power units were down, or when the plants were running at a de-rated capacity, in order to be able to supply committed capacity to some of its customers.

The table below shows the comparative marketing data for 2016 and 2015.

COMPARATIVE SALES VOLUME DATA (in GWh)											
CUSTOMER	Q1 '15	Q2 '15	Q3 '15	Q4 '15	AO Q4 '15	Q1 '16	Q2 '16	Q3 '16	Q4 '16	AO Q4 '16	% Inc (Dec)
Bilateral Contracts	902	1,031	937	710	3,581	422	954	978	922	3,276	-9%
Spot Sales	80	65	20	8	173	2	12	4	29	46	-73%
GRAND TOTAL	982	1,096	957	719	3,754	424	966	982	950	3,322	-12%
Composite Ave Price	3.56	3.37	3.30	3.40	3.41	3.90	2.97	3.16	3.53	3.31	-3%

SLPGC

SLPGC has a total contracted capacity of 202 MW. In Q1, two contracts totaling to 102 MW are already effective, while the remaining 100MW became effective in Q2. Most of the plants' generated energy or 1,281 GWh served SLPGC's contracts, while 197 GWh were sold to spot. Composite average price for the period is PHP4.42/KWh.

Bilateral contracts account for 81% or 1,186GWhr of energy sold, while 6% or 95GWhr is sold to SCPC as replacement power, while spot market took up 13% or 197GWhr.

Mpower accounts for 34% of the total energy sales of the bilateral contracts; VECO and GN Power comprised 24% and 23% of total sales, respectively.

Of the total energy sold, 79% was sourced from own generation, while 21% was purchased from the spot market. SLPGC procured power from the spot market during hour intervals where power units were down, or when the plants were running at a de-rated capacity, in order to be able to supply committed capacity to some of its customers.

The table below shows the comparative marketing data for 2015 and 2016.

COMPARATIVE SALES VOLUME DATA (in GWh)											
CUSTOMER	Q1 '15	Q2 '15	Q3 '15	Q4 '15	Tot Yr '15	Q1 '16	Q2 '16	Q3 '16	Q4 '16	Tot Yr '16	% Inc (Dec)
Bilateral Contracts	-	-	23	92	115	208	413	346	313	1,281	1011%
Spot Sales	-	-	83	10	94	41	94	31	31	197	111%
GRAND TOTAL	-	-	107	102	209	250	507	377	344	1,478	608%
Composite Ave Price			2.56	4.51	3.51	4.22	4.13	4.45	4.97	4.42	26%

III. FINANCE

A. Sales and Profitability

Revenues

Before Eliminations

	2015	2016	Variance	Remarks
Coal	16,373	24,157	48%	Increased sales volume by 52%
SCPC	12,797	10,984	-14%	14% decrease in energy sales; 3% decrease in price/KWh
SLPGC	101	5,747	5564%	510% increase in energy sales; 46% increase in price/KWh

After Eliminations (Consolidated)

	2015	2016	Variance	Remarks
Coal	11,782	20,079	70%	Increase in sales volume sold to external customer by 79%
SCPC	12,797	10,758	-16%	12% decrease in energy sales; 3% decrease in price/KWh
SLPGC	101	5,747	5564%	510% increase in energy sales; 46% increase in price/KWh
Total	24,680	36,584	48%	increased coal & SLPGC revenues offset drop in SCPC revenues

Before Eliminations

	2015	2016	Variance	Remarks
Coal	8,633	13,018	51%	Higher volume sold; Despite the the recognition of one time provision for Panian mine rehabilitation; higher strip ratio of the new mines in Q4; mine development costs and slope stability costs are no longer capitalized after commercial operations of Narra and Molave the cost per MT still improve by 4%
SCPC	6,347	7,437	17%	PHP3.38/kwh after the plants consumed allowable downtime.
SLPGC	67	2,462	3568%	Already in commercial operations, hence cost is already under cost of sales

Consolidated Gross Profit

	2015	2016	Variance	Remarks
Coal	5,394	9,066	68%	Increase due to higher volume sold despite lower coal profitability due lower average selling price
SCPC	8,664	5,475	-37%	SCPC and SLPGC contributed PHP8.66 billion and PHP108.96 million, respectively, this year.
SLPGC	81	3,342	4048%	
Total	14,138	17,883	26%	Lower cost offset decrease in revenues
<i>Gross Profit Margin</i>	<i>57%</i>	<i>49%</i>	<i>-15%</i>	

Consolidated OPEX

	2015	2016	Variance	Remarks
Coal	2,336	3,225	38%	Higher revenue generation translated to higher government royalties from Php1.8 B in 2015 to Php2.7 B in 2016
SCPC	1,975	1,480	-25%	Mainly comprised of management fees and taxes and licenses; increase due to full provision for allowance for the questioned PEMC receivables on electricity sold on spot last November and December 2013 amounting to P896.14 million
SLPGC	72	294	306%	Non-capitalizable expenses
Others	5	1	-90%	OPEX of pre-operating subsidiaries
Total	4,389	4,999	14%	Increase is mainly driven by coal business' growth in OPEX

Consolidated Finance Income

	2015	2016	Variance	Remarks
Coal	23	41	82%	Higher cash levels in 2016
SCPC	17	11	-31%	Less placements, lower rates
SLPGC	18	31	69%	Interest for undisbursed loan proceeds
Others	0	0	-4%	Interest of placed cash of pre-operating subsidiaries
Total	58	83	45%	Higher cash levels offset lower placement interest rates

Consolidated Finance Costs

	2015	2016	Variance	Remarks
Coal	130	228	76%	Interest rates are higher in 2016 vs 2015
SCPC	147	90	-39%	PHP1.73 billion from PHP2.30 billion in 2015. Also, a portion of its higher priced long-term loan was converted to cheaper short-term loan.
SLPGC	1	280	21331%	Since SLPGC is already on commercial operations in 2016, interest expense is no longer capitalized, unlike in 2015.
Total	278	599	115%	Higher interest expense of coal and recognition of interest expense of SLPGC offset drop in finance cost of SCPC

Consolidated FOREX Gains / (Losses)

	2015	2016	Variance	Remarks
Coal	(328)	(347)	6%	Result of the valuation of USD denominated loans and foreign currency denominated transactions.
SCPC	30	(52)	-272%	Loss on foreign currency denominated transactions.
SLPGC	(3)	(4)	48%	Loss on foreign currency denominated transactions.
Total	(300)	(403)	34%	Weaker PHP vs USD in 2016

Consolidated Other Income

	2015	2016	Variance	Remarks
Coal	248	169	-32%	of one-time insurance recoveries and gain from asset disposal totaling PHP136.55million.
SCPC	125	123	-2%	Unit 2 was down in Q1 2016, hence less fly ash is sold as cement additive.
SLPGC	67	645	861%	Power sold during plant commissioning.
Others		2		Other income of pre-operating subsidiary
Total	441	938	113%	Higher SLPGC other income due to better performance of plants while on commissioning in 2016 vs 2015

Consolidated NIBT

	2015	2016	Variance	Remarks
Coal	2,871	5,476	91%	Higher coal sales pushed profitability up in
SCPC	6,713	3,537	-47%	More downtimes resulted to less energy generation, thus decreased profitability in
SLPGC	90	3,890	4245%	Better plant performance in 2016 translated to improved profits during the year.
Others	(5)	2	-135%	Net expenses of pre-operating subsidiaries
Total	9,669	12,904	33%	Higher coal and SLPGS profitability offset drop in SCPC earnings

Consolidated Income Tax Provision

	2015	2016	Variance	Remarks
Coal	(38)	58	-254%	Minimal coal tax provision is due to the Income tax holiday it enjoys as a BOI-registered company. The increase over last year is due to recognition of deferred tax liabilities
SCPC	1,217	640	-47%	Drop in SCPC's tax provision is a result of drop in profitability in 2016.
SLPGC	4	165	4424%	Minimal SLPGC tax provision is due to the Income tax holiday it enjoys as a BOI-registered company. The increase over last year is due to income taxes paid on BCQ sales from Spot Purchases
Total	1,182	863	-27%	Coal and SLPGC still has ITH, while only SCPC is in tax position. The decline is due to SCPC's lower provisioning in 2016.

NIAT

Before Eliminations (Core Income)

	2015	2016	Variance	Remarks
Coal	5,255	7,495	43%	Growth in income is due to higher coal sales volume.
SCPC	3,282	1,418	-57%	More plant downtimes translated to lower revenues and lower profitability in 2016. Average price/KWh is also slightly lower, while cost of sales/KWh is 32% higher.
SLPGC	40	3,218	7871%	Higher energy sales, further augmented by 46% better average price/KWh of power sold boosted profitability. SLPGC also enjoys ITH

After Eliminations (Consolidated)

	2015	2016	Variance	Remarks
Coal	2,909	5,417	86%	Growth in income is due to higher coal sales volume. Revenues from coal sold to own power units is eliminated.
SCPC	5,497	3,347	-39%	More plant downtimes translated to lower revenues and lower profitability in 2016.
SLPGC	86	3,275	3713%	Higher energy sales, further augmented by 46% better average price/KWh of power sold boosted profitability. SLPGC also enjoys ITH
Others	(5)	2	-142%	Net expenses of pre-operating subsidiaries
Total	8,487	12,041	42%	Higher coal and SLPGC profitability offsets drop in SCPC earnings
EPS	7.94	11.28	42%	2016 outstanding shares is net of 3.46 million shares held in treasury.

Other Comprehensive Income/Loss is related to remeasurement gain/(losses) on pension plan, net of income tax effect in the amount of P7.11 million gain and P17.04 million loss in 2016 and 2015, respectively. Total Comprehensive Income resulted to P12.05 billion for 2016 from P8.69 billion in 2015.

B. Solvency and Liquidity

Internal cash generation for this year amounted to PHP16.42 billion. Consolidated loan availments amounted to PHP10.82 billion, broken down as follows: coal's medium-term loan fund maintenance CAPEX amounting to PHP4.62 billion, coal short-term working capital loans of PHP2.10 billion and SCPC's short-term loans (working capital and partial conversion of long-term to short-term loan) of PHP4.1 billion. SCPC recognize the release of the Sinking Fund of PHP0.4 billion due to the full payment of the OLSA. Combined with beginning Cash of PHP4.75 billion, total consolidated Cash available during the period stood at PHP32.00 billion.

Of the available cash, PHP6.69 billion was used in investing activities. These include major CAPEX of PHP5.30 billion, Exploration and Mine Development of PHP1.93 billion, Investment in Joint Venture of PHP52.38 million net of the proceed from release of the Sinking Fund amounting to PHP391.52 million. We paid debts amounting to PHP13.48 billion. The Company also paid cash dividends amounting to PHP4.3 billion in Q2. After presented with a good investment opportunity when SCC stock prices fell in Q3, the board was prompted to approve a shares buyback program; 3.46 million shares worth PHP387.55 million are currently held in treasury, with an average price of PHP111.60/share. Ending cash closed at PHP7.0 billion, 47% higher than beginning balance.

Coal, SCPC, and SLPGC recorded ending cash of PHP4.30 billion, PHP659 million, and PHP2.01 billion, respectively. Other pre-operating business closed with a total cash balance of PHP26 million.

Strong operations allowed the Company to beef up cash despite spending for CAPEX that increased coal mining capacity from 8 to 12 million tons and providing proper maintenance to the power plants, as well as decreasing debt levels, while maintaining a strong dividend payout.

Consolidated Current ratio improved to 1.35x from 0.97 as at the start of the year.

C. Financial Condition

ASSETS

Cash

	2015	2016	Variance	Remarks
Coal	2,640	4,298	63%	Stronger sales resulted to higher cash generation
SCPC	881	659	-25%	Weaker profits redound to lower cash
SLPGC	1,202	2,010	67%	Power plants perform better in 2016, commercial operations declared on 26 August
Others	23	26	14%	Cash balances of pre-operating subsidiary
Total	4,746	6,993	47%	Good performance of coal and SLPGC boosted consolidated cash position in 2016

Consolidated Receivables

	2015	2016	Variance	Remarks
Coal	1,345	2,451	82%	Mainly trade-related; increase due to higher volume sold in 2016.
SCPC	1,190	1,984	67%	Higher energy sold during the month of December 2016 compared to same month in 2015, due only one plant was operational and the average load of the other is lower
SLPGC	246	1,251	409%	Mainly trade-related; increase due to higher sales in 2016.
Total	2,781	5,686	104%	receivables. Receivables is inclusive of due from related parties amounting to Php69 million in 2015 and Php389 million in 2016, representing shared charges, transfer of materials and services.

Consolidated Inventories

	2015	2016	Variance	Remarks
Coal	2,589	2,960	14%	2016 Inventory is comprised of cost of ending coal inventory of PHP1.57 billion and materials spare parts, fuel, and supplies amounting to PHP1.39 billion
SCPC	1,616	1,930	19%	Spare parts inventory for corrective, preventive and predictive maintenance program
SLPGC	178	497	179%	Spare parts inventory for corrective, preventive and predictive maintenance program (Php 284 million) and other chemicals (Php 10 million) and coal inventory on hand at cost
Total	4,383	5,386	23%	Coal increased production, correspondingly increasing material & parts required inventory; SCPC preparing for life extension; SLPGC already on commercial operations and plants are performing at higher capacity, thus requiring corresponding increase in inventory

Investment in JV

	2015	2016	Variance	Remarks
Coal	-	52	0%	The company entered in to a JV with Meralco PowerGen Corp. in 2015. SMPC loss control on May 2016

Investment in Sinking Fund

	2015	2016	Variance	Remarks
SCPC	460	69	-85%	The decrease is due to the release of the sinking fund

Consolidated Other Current Assets

	2015	2016	Variance	Remarks
Coal	759	625	-18%	2016 mainly comprised of prepaid income taxes and advances to contractors and suppliers of spare parts and equipment amounting to Php186.15 million and Php434.77 million, respectively.
SCPC	353	368	4%	2016 mainly accounted for advances to suppliers, rentals, insurance and other expenses
SLPGC	1,611	1,974	23%	Principally VAT input taxes currently recoverable amounting to Php 1,635 million and Advances and prepayment to suppliers amounting to Php339.16 million .
Total	2,723	2,968	9%	

Consolidated Total Current Assets

	2015	2016	Variance	Remarks
Coal	7,333	10,387	42%	please see explanation above
SCPC	4,501	5,009	11%	please see explanation above
SLPGC	3,236	5,732	77%	please see explanation above
Others	23	26	15%	please see explanation above
Total	15,093	21,154	40%	

Consolidated PPE

	2015	2016	Variance	Remarks
Coal	4,265	10,221	140%	Additional CAPEX purchased to support in mining capacity and the capitalization of the deferred mine pre-stripping costs
SCPC	14,860	14,925	0%	Capitalized repair of power net of depreciation
SLPGC	17,446	18,207	4%	Additional percent completion of 2x150MW and variation orders
Others	172		-100%	PPE of Joint Venture Company, Loss control on May 2016
Total	36,743	43,352	18%	Increase in PPE mainly caused by increased coal PPE

Consolidated Other Non-Current Assets

	2015	2016	Variance	Remarks
Coal	190	195	2%	Principally the VAT erroneously withheld by NPC
SCPC	214	249	16%	Unrealized input tax
SLPGC	1,217	136	-89%	Reclass of Unrealized input tax to current as it becomes realizable when the project achieved commercial operation in 2016
Others	149	156	5%	Claystone research and development costs
Total	1,771	735	-58%	

Exploration and Evaluation Asset

	2015	2016	Variance	Remarks
Coal	3,015	-	0%	Narra & Molave mines are already operational in 2016, hence exploration costs are already capitalized under PPE

Consolidated Deferred Tax Assets

	2015	2016	Variance	Remarks
Coal	110	54	-51%	Decrease mainly due to the recovery of uncollectible accounts and impairment losses
SCPC	423	465	10%	Represents full provisioning on spot sales in 2013 with issues on pricing
SLPGC	2	-	-100%	Utilized in Q1 tax payable
Others	0	1	2%	
Total	536	519	-3%	

Consolidated Total Non-Current Assets

	2015	2016	Variance	Remarks
Coal	7,581	10,469	38%	Increase in PPE and Exploration and Evaluation Asset
SCPC	15,958	15,639	-2%	
SLPGC	18,665	18,341	-2%	Non-current assets of pre-operating
Others	321	156	-51%	
Total	42,525	44,606	5%	

Consolidated Assets

	2015	2016	Variance	Remarks
Coal	14,913	20,862	40%	Robust sales increased cash and receivables; increased capacity increased inventory & PPE
SCPC	19,998	20,649	3%	
SLPGC	21,902	24,073	10%	Higher sales boosted cash and receivables, while inventory significantly increased due to additional coal and spare parts
Others	344	177	-49%	
Total	57,157	65,760	15%	Non-current assets of pre-operating Operating segments' asset base further strengthened in 2016

LIABILITIES
Accounts and Other Payables

	2015	2016	Variance	Remarks
Coal	4,464	7,859	76%	Increase in royalty by P650M; increase in expenditures due to the development and preparation of 2 new mines (Narra and Molave) which accelerated the expenses in H2 to meet commercial operation target by start of Q4; also working capital requirements increased due to higher capacity from 8M MT in 2015 to 12M MT in 2016
SCPC	1,709	2,365	38%	
SLPGC	1,007	1,997	98%	procurement of additional materials and parts for redundancies outside the EPC contract
Others	192	0	-100%	
Total	7,372	12,221	66%	Joint venture accounts payable; loss control on May 2016 Inclusive of due to affiliated companies which increased by 43% to Php2.98 billion from PHP2.08 billion in 2015. This accounted for supply of materials, services, construction and management contract with affiliated companies.

Short-term Loans

	2015	2016	Variance	Remarks
Coal	2,993		-100%	Converted to medium term loan (3 yrs) Due to refinancing of LTD with short-term loans to save interest cost
SCPC		1,600	0%	
Total	2,993	1,600	-47%	

Current Portion of Long-term Debt

	2015	2016	Variance	Remarks
Coal	1,967		-100%	No loan maturing in 12 months
SCPC	1,530	128	-92%	
SLPGC	1,694	1,704	1%	Debt servicing of project loan
Total	5,191	1,832	-65%	

Total Current Liabilities

	2015	2016	Variance	Remarks
Coal	9,424	7,859	-17%	Total Current Liabilities posted a decrease as the increase in A/P and Other Payables and conversion of short term loan to LTD and debt servicing of LTD maturities
SCPC	3,239	4,093	26%	Due to advance procurement of materials, parts for Unit 1 planned outage
SLPGC	2,700	3,700	37%	comprise mainly additional procurement of materials and parts for redundancies outside the EPC
Others	192	0	-100%	Joint venture accounts payable; loss control on May 2016
Total	15,555	15,653	1%	

Long-Term Debt - Net of Current Portion

	2015	2016	Variance	Remarks
Coal	1,249	5,618	350%	Increase due to financing of CAPEX to increase mining capacity
SCPC	767		-100%	Reclass to current portion of Long-term loan; maturity is in 2017
SLPGC	9,344	7,640	-18%	Continuous amortization of project finance loan brought down its balance
Total	11,360	13,258	17%	Increase in coal long-term debts is partly offset by drop in SCPC and SLPGC long-term debt balances

Pension Liability

	2015	2016	Variance	Remarks
Coal	72	68	-6%	Due to adjustment on remeasurement losses
SCPC	15	27	81%	Due to adjustment on remeasurement losses
SLPGC		19		First year of pension liability set-up
Total	87	114	31%	

Provision for Site Rehabilitation

	2015	2016	Variance	Remarks
Coal	501	1,593	218%	Increase due to change in mine rehabilitation plan relative to the 3 mine sites
SCPC	13	14	9%	
Total	514	1,606	213%	

Other Long-Term Liabilities

	2015	2016	Variance	Remarks
Coal	1,217		-100%	Long-term trade payables already settled during the year
SLPGC	1,522	843	-45%	Long-term retention payable related to the construction of the 2 X 150 MW power plant
Total	2,740	843	-69%	

Total Non-Current Liabilities

	2015	2016	Variance	Remarks
Coal	3,040	7,278	139%	Due to additional loan availment for the PPE
SCPC	795	41	-95%	Includes ARO and Pension Liability; 2015 higher due to balance of LTD
SLPGC	10,865	8,502	-22%	maturing and amortization of the long-term debt and long-term retention payables
Total	14,700	15,822	8%	

EQUITY

	2015	2016	Variance	Remarks
Capital Stock	1,069	1,069	0%	No changes. Par value at Php1 / share
Additional Paid-in Capital	6,676	6,676	0%	No changes.
Treasury Shares	-	388	0%	Purchase of 3.46 million SCC shares
Remeasurement gain/(losses) on pension plan	(31)	(23)	-23%	Accumulated gain/losses on pension fund net of tax effect
Retained Earnings	19,187	26,953	-	
- Appropriated	5,300	7,800	47%	Additional appropriation for power expansion and other investment
- Unappropriated	13,887	19,153		Growth fueled by robust coal and SLPGC earnings in 2016
Coal	5,337	8,739	64%	Strong 2016 profitability resulted to increase in retained earnings
SCPC	8,549	7,181	-16%	Weaker profits in 2016; retained earning dropped after declaration and payment of cash dividends
SLPGC	9	3,238	36547%	Power units already in commercial operations; strong 2016 earnings
Others	(8)	(6)	-23%	Losses of pre-operating subsidiaries
Total	26,901	34,674	29%	

VI. PERFORMANCE INDICATORS:

1. **Net Income After Tax** – 2016 results the strongest the Company has ever reported. Consolidated Net Income is record high at Php12.05 billion, up by 42% from last year's Php8.49 billion.
2. **Dividend Payout** – Strong profitability and high liquidity enables the Company to continue paying generous dividends. Payout ratio is 63%, vis-à-vis the Company's policy of at least 20%.
3. **Debt-to-Equity Ratio** – Leverage is further brought down by decreasing debt levels. Total interest-bearing loans dropped to PHP16.69 billion from beginning balance of PHP19.55 billion. DE improved to 0.91x from 1.12x as at the start of the year.
4. **Net Profit Margin** – Net profit margin remains strong at 33% with high earnings from the coal business and significant contribution by the new SLPGC 1x150MW plants.
5. **Current Ratio** – Short-term debts are managed amidst rising interest rates. Meanwhile, healthy cash levels boosted Current Assets. Current ratio improved to 1.35 in 2016 from .97 at the start of the year. The Company set an internal current ratio threshold of at least 1.00.

VII. OTHER INFORMATION:

1. There were no known trends, events or uncertainties that have material impact on liquidity.
2. The Corporation (SMPC) provides interim corporate suretyship in favor of the lenders of SCPC for its PHP9.6 billion 7-year loan availed on 26 May 2010. The security may however be suspended within the term of the loan when the conditions set forth in the loan contract are met. SCPC started to amortize the loan in 2011; as at end of this year outstanding balance decreased to PHP128.00 million. Also, the corporation provides interim corporate suretyship in favor of the lenders of SLPGC for the project debt facility amounting to P11.5 billion that financed the 2x150MW power plant expansion at Calaca, Batangas. It started amortizing the loan in 2015; as at end on this year outstanding balance decreased to PHP9.37 billion.
3. There are no material off-balance sheet transactions, arrangements, obligations, and other relationships of the Corporation with unconsolidated entities or other persons created during the reporting period.
4. The Corporation committed to purchase mining and support equipment totalling USD106.97 million for the reflecting of old mining equipment and for the increase in capacity to 14 million MT annually. Also, it allocated USD23.00 million for Coal handling, Safety, Training and other support and equipment. Meanwhile, SCPC started its life extension program in latter part 2016. This is a 3-year program that aims to increase the generation capacity of SCPC's Unit 1 by 50 MW to 70 MW using local coal. The program also extends the life of SCPC power units by around 20 years.

On April 26, 2016, SRPGC signed a Power Sales Agreement for 400 MW of its output with Manila Electric Company (Meralco) subject to ERC approval. The Company is still waiting for ERC approval of the PSA as at December 31, 2016. On April 27, 2016, MERALCO PowerGen Corporation (MGen), a wholly owned subsidiary of Meralco, entered into a Joint Venture Agreement (JVA) with SMPC to acquire 50% of the SRPGC's capital stock. As at December 31, 2016, SRPGC is equally owned by SMPC and MGen.

5. For 2016, we expect an increase in the demand for Semirara Coal in the domestic market with the commissioning of new power plants and small boilers that can utilize 100% Semirara coal. This trend is expected to continue in the succeeding years as a result of the competitiveness of Semirara Coal over imported coal.
6. There are no significant elements of income or loss from continuing operations.
7. There were no subsequent events that came to our knowledge, which are material enough to warrant an adjustment in the consolidated financial statements.
8. The Group's operation is not cyclical or seasonal in nature. Mining activities is continuous throughout the year as coal production output from period to period can be adjusted through efficient mine planning on both short-term and long-term, mitigating negative impact of the rainy season to mine operations. The power generation business is also operational throughout the year as maintenance shutdown is just part of normal operation of the plant and programmed ahead of time.
9. On 12 February 2016, the Department of Environment and Natural Resources approved the Company's application to increase maximum mineable capacity from 8 million MTs to 12 million MTs then it was increased to 16 million MTs on 29 April 2016 anticipating the start Molave mine project.

10. On 24 February 2016, the Board of Investments (BOI) approved the Company's application for registration for its Molave mine. As a BOI-registered enterprise, the Company is entitled to benefits like Income Tax Holiday.

B. INFORMATION ON INDEPENDENT ACCOUNTANT AND OTHER RELATED MATTERS

The principal accountants and external auditors of SMPC and its Subsidiaries⁹ is the accounting firm SyCip Gorres Velayo & Co. (SGV). Pursuant to the General Requirements of SRC Rule 68, paragraph 3 (Qualifications and Reports of Independent Auditors), SMPC and its Subsidiaries have engaged the services of SGV as external auditor, and Dhonabee B. Señeres is the Partner-In-Charge starting 2018 or less than five years following the regulatory policy of audit partner rotation every five years.

1. External Audit Fees and Services
- a. **Audit & Audit Related Fees-** SMPC and its Subsidiaries paid its external auditors the following fees in the past two (2) years:

In Millions Pesos with VAT	
2018	6.6 ¹⁰
2017	6.3 ¹¹
Total	12.9 ¹²

- b. **Tax Fees** - There are no fees billed in each of the last fiscal years for professional services rendered by the SGV for tax accounting, compliance, advice, planning and any other form of tax services.
- c. **All Other Fees** – In 2018, non-audit fees paid to SGV amounted to Php184,800.00 for engagement in performing as an independent party to count and/or validate the votes at the Annual Stockholders' Meeting. There are no significant fees paid in 2018 for products and services provided by SGV other than services reported under item a. above.
2. There have been no changes in or disagreement with SMPC and its Subsidiaries' accountant on accounting and financial disclosures.
3. SMPC's Audit Committee oversees the external audit function on behalf of the Board of Directors (Board). It recommends the appointment, reappointment or replacement of external auditor to the Board. It is charged with the evaluation of the audit work engagements, its scope, fees and terms for approval of the Board. The Audit Committee also reviews non-audit services and taxation advice, if any, by the external auditor. At the conclusion of the annual audit, it discusses with Management and the external auditor significant reporting issues. Lastly, the Audit Committee reviews external audit findings in respect of any significant deficiencies or weaknesses in controls and ensures that Management responds appropriately with timely corrective actions, including audit adjusting entries noted or proposed but passed as immaterial or otherwise. The current members of the Audit Committee of the Corporation are as follows: (1) Honorio O. Reyes-Lao (Chairman); (2) Rogelio M. Murga (Member); and Victor A. Consunji(†) (Member).

PAR IV – DISCUSSION ON COMPLIANCE WITH LEADING PRACTICE ON CORPORATE GOVERNANCE

SMPC's corporate governance framework aims to provide a culture of ethical conduct, higher standards of performance, transparency and accountability throughout the organization. It discloses its overall compliance and level of adoption of leading practices as provided in the SEC's Code of Corporate Governance for Publicly-

⁹ Sem-Calaca Power Corp., Southwest Luzon Power Generation Corp., St. Raphael Power Generation Corp., Semirara Claystone Inc., Sem-Cal Industrial Park Developers, Inc., Sem-Calaca RES Corp., Semirara Energy Utilities, Inc., and Southeast Luzon Power Generation Corp.

¹⁰ Includes Subsidiaries audit fees of P3.8 Million.

¹¹ Includes Subsidiaries audit fees of P3.7 Million.

¹² Audit and non audit-related fees; no fees for other assurance and related services were paid.

Listed Companies (PLCs). SMPC seeks to continually improve its compliance with SEC's recommended provisions.

Directors, Officers and employees are advised of their respective duties and internal mechanisms are in place to support the governance framework. It fully complies with the disclosure and reportorial requirements of the SEC and PSE, such as certifications on compliances on Board performance, structured reports, as well as timely disclosures of significant and material information, events or developments and reporting of transactions involving trading of the Company's shares by Directors and Key Officers. The Company's governance structure, policies and systems are further described in the relevant governance section of its Integrated Annual Report.

SUSTAINABLE GOVERNANCE

SMPC remains among the Top 50 performing Philippine PLCs recognized for good governance practices as measured by the ASEAN Corporate Governance Scorecard (ACGS). Its overall rating in the 2017 ACGS run is 97.46 points.

SMPC's Manual on Corporate Governance expresses clearly the roles and responsibilities of the Board and Management to the stockholders and other stakeholders which include customers, employees, suppliers, financiers, government and community in which it operates.

RIGHTS OF SHAREHOLDERS

SMPC protects and facilitates the exercise of basic shareholder rights. It maintains a share structure that gives all shares equal voting rights. It allows all shareholders the right to nominate candidates for board of directors. It is committed to providing reasonable economic returns to the investors through the right to participate in its profits. It respects the right of a shareholder to participate, be informed and vote in key decisions regarding fundamental corporate changes in its Annual Shareholders' Meeting (ASM). Shareholders are furnished with sufficient and timely information concerning the ASM date, location, agenda including the rules and voting procedures that govern such meetings in the Notice of ASM and accompanying SEC Form 20-IS Information Statement. It respects other shareholder rights, specifically, to inspect corporate books and records, to information, to dividends and appraisal right.

EQUITABLE TREATMENT OF SHAREHOLDERS

It ensures equitable treatment of all shareholders and provides them the opportunity to obtain redress for violation of their rights. It has a share structure of one class of common shares with one vote for each share. It aims to protect non-controlling shareholders from inequitable conduct and abusive self-dealing of its Directors, Officers and employees. Related good governance policies include:

- Insider Trading Policy - explicitly prohibits insider trading to prevent conflict of interest and benefiting from insider information or knowledge not available to the general public. It prescribes trading block off periods and requires Directors and officers to inform or report to SMPC their trading transactions of SMPC shares within three (3) business days.
- Related Party Transaction (RPT) Policy – provides that RPTs be arms-length and at terms available to an unaffiliated third party under the same or similar business circumstances. It also sets threshold levels requiring approval of the Board or shareholders, and that RPTs be arms-length and at terms generally available to an unaffiliated third party under the same or similar circumstances, among others. SMPC's Independent Directors annually review material significant RPTs that meet the threshold levels stipulated by regulatory rules and requirements on RPTs and materiality guidelines per RPT Policy.

ROLE OF STAKEHOLDERS

It protects the rights and interests of its employees, customers, suppliers, business partners, creditors, government, environment, communities and other stakeholders as established by law or through mutual agreements. Its active engagement and partnership with key stakeholders encourage open communication and early resolution of issues or concerns, if any, during quarterly monitoring meetings with the Multi-Monitoring Team wherein various sectoral stakeholder groups are represented and heard. Related policies include:

- Alternative Dispute Resolution Policy - promotes the use of alternative dispute resolution (ADR) options and processes in the settlement of corporate governance related disputes or differences with shareholders and key stakeholders.

- Anti-corruption and Ethics Program - consists of ethics-related policies, soft controls and audit procedures aimed to promote the highest standards of openness, probity and accountability throughout the organization.
- Whistleblowing/Hotline reporting mechanism - provides a secure reporting venue for employees, customers, suppliers and other stakeholders to raise and communicate valid complaints and confidential concerns on fraud, questionable and unethical transactions in good faith.

DISCLOSURE AND TRANSPARENCY

It commits to a regime of open disclosure and transparency of material information and events regarding its financial performance, ownership and business updates. Its Information Policy ensures information is communicated in a timely and transparent manner to individual and institutional shareholders by timely and adequate disclosures through announcements, quarterly or annual reporting, SMPC website and investor relations activities such as analyst briefings and media/press conferences.

RESPONSIBILITIES OF THE BOARD

SMPC's Good Governance Guidelines for Board Directors serve as the Board's charter with policies regarding directorship tenure, service in other company boards, conflict of interest, among others. It aims to protect non-controlling shareholders from inequitable conduct and abusive self-dealing of its Directors, Officers & employees. Its Code of Conduct and Business Ethics (Code) embodies the Board's commitment to conduct business with the highest ethical standards and in accordance with applicable laws, rules and regulations. Code provisions include conflict of interest, gifts, corporate giving, insider trading, corporate opportunities, accounting and financial reporting, influencing external auditor, political activities, fair dealings, confidentiality, protection and proper use of company assets, among others, which are aligned with SMPC's Manual on Corporate Governance. Annually, SMPC requires all Directors and officers to certify their compliance with the Code.

UPON THE WRITTEN REQUEST OF ANY STOCKHOLDER, SMPC WILL PROVIDE, WITHOUT CHARGE, A HARD COPY OF ITS DEFINITIVE INFORMATION STATEMENT, ANNUAL REPORT IN SEC FORM 17-A AND THE CORPORATION'S LATEST QUARTERLY REPORT IN SEC FORM 17-Q DULY FILED WITH THE SECURITIES AND EXCHANGE COMMISSION. THE STOCKHOLDER MAY BE CHARGED A REASONABLE COST FOR PHOTOCOPYING THE EXHIBITS.

ALL REQUESTS MAY BE SENT TO THE FOLLOWING:

SEMIRARA MINING AND POWER CORPORATION

2nd Floor DMCI Plaza, 2281 Don Chino Roces Avenue
Makati City, Metro Manila, Philippines

ATTENTION: **JOHN R. SADULLO**
VP Legal & Corporate Secretary

**STATEMENT OF MANAGEMENT'S RESPONSIBILITY
FOR CONSOLIDATED FINANCIAL STATEMENTS**

The management of **SEMIRARA MINING AND POWER CORPORATION** is responsible for the preparation and fair presentation of the consolidated financial statements including the schedules attached therein, for the years ended December 31, 2018 and 2017, in accordance with prescribed financial reporting framework indicated therein, and for such internal control as management determines is necessary to enable the preparation of financial statements that are free from material misstatement, whether due to fraud or error.

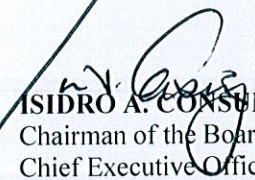
In preparing the financial statements, management is responsible for assessing the Company's ability to continue as a going concern, disclosing, as applicable matters related to going concern and using the going concern basis of accounting unless management either intends to liquidate the Company or to cease operations, or has no realistic alternative but to do so.


The Board of Directors is responsible for overseeing the Company's financial reporting process.

The Board of Directors reviews and approves the financial statements including the schedules attached therein, and submits the same to the stockholders.

SyCip Gorres Velayo & Co., the independent auditors, appointed by the stockholders has audited the consolidated financial statements of the Company in accordance with Philippine Standards on Auditing, and in its report to the stockholders, has expressed its opinion on the fairness of presentation upon completion of such audit.

Signed this 1st day of March 2019.


ISIDRO A. CONSUNJI
Chairman of the Board &
Chief Executive Officer



JUNALINA S. TABOR
Chief Finance Officer

SUBSCRIBED AND SWORN, to before me on this day of **MAR 19 2019** 2019, at Makati City, Metro Manila, affiants exhibited to me:

Name	Passport No.	Expiry Date/Place Issued
Isidro A. Consunji	EC4977907	August 10, 2020/DFA, Manila
Junalina S. Tabor	P8721996A	September 11, 2028/DFA, Manila

who has satisfactory proven to me their identities through their valid identification cards bearing their photographs and signatures, and that they are the same persons who personally signed before me the foregoing and acknowledged that they executed the same.

Doc. No. 494 ;
Page No. 95 ;
Book No. ;
Series of 2019.


Atty. REDENCIO C. VILLARIVERA
Notary Public for Makati City
For the term ending 31 December 2019
Roll No. 45335; Appointment No. M-309
4th Floor Dacon Building No. 2281
Pasong Tamo Extension, Makati City
IBP No. 059216/Jan.7, 2019/Makati City
PTR No. 7335907/Jan. 7, 2019/Makati City
MCLE No. V-0024348, November 7, 2016

COVER SHEET

for
AUDITED FINANCIAL STATEMENTS

SEC Registration Number

0	0	0	0	0	0	0	0	9	1	4	4	7
---	---	---	---	---	---	---	---	---	---	---	---	---

COMPANY NAME

S	E	M	I	R	A	R	A		M	I	N	I	N	G		A	N	D		P	O	W	E	R		C	O	R	P	
O	R	A	T	I	O	N		A	N	D		S	U	B	S	I	D	I	A	R	I	E	S							

PRINCIPAL OFFICE (No. / Street / Barangay / City / Town / Province)

2	/	F		D	M	C	I		P	I	a	z	a	,		2	2	8	1		D	o	n		C	h	i	n	o
		R	o	c	e	s		A	v	e	n	u	e	,		M	a	k	a	t	i		C	i	t	y			

Form Type

A	A	F	S
---	---	---	---

Department requiring the report

C	R	M	D
---	---	---	---

Secondary License Type, If Applicable

N	/	A
---	---	---

COMPANY INFORMATION

Company's Email Address <table border="1" style="width: 100%; text-align: center;"><tr><td>www.semiraramining.com</td></tr></table>	www.semiraramining.com	Company's Telephone Number <table border="1" style="width: 100%; text-align: center;"><tr><td>888-3000 / 888-3955</td></tr></table>	888-3000 / 888-3955	Mobile Number <table border="1" style="width: 100%; text-align: center;"><tr><td>N/A</td></tr></table>	N/A
www.semiraramining.com					
888-3000 / 888-3955					
N/A					
No. of Stockholders <table border="1" style="width: 100%; text-align: center;"><tr><td>709</td></tr></table>	709	Annual Meeting (Month / Day) <table border="1" style="width: 100%; text-align: center;"><tr><td>First Monday of May</td></tr></table>	First Monday of May	Fiscal Year (Month / Day) <table border="1" style="width: 100%; text-align: center;"><tr><td>December 31</td></tr></table>	December 31
709					
First Monday of May					
December 31					

CONTACT PERSON INFORMATION

The designated contact person ***MUST*** be an Officer of the Corporation

Name of Contact Person <table border="1" style="width: 100%; text-align: center;"><tr><td>Ms. Junalina S. Tabor</td></tr></table>	Ms. Junalina S. Tabor	Email Address <table border="1" style="width: 100%; text-align: center;"><tr><td>jstabor@semirarampc.com</td></tr></table>	jstabor@semirarampc.com	Telephone Number/s <table border="1" style="width: 100%; text-align: center;"><tr><td>888-3025</td></tr></table>	888-3025	Mobile Number <table border="1" style="width: 100%; text-align: center;"><tr><td>N/A</td></tr></table>	N/A
Ms. Junalina S. Tabor							
jstabor@semirarampc.com							
888-3025							
N/A							

CONTACT PERSON'S ADDRESS

2/F DMCI Plaza , 2281 Don Chino Roces Avenue, Makati City
--

NOTE 1 : In case of death, resignation or cessation of office of the officer designated as contact person, such incident shall be reported to the Commission within thirty (30) calendar days from the occurrence thereof with information and complete contact details of the new contact person designated.

2 : All Boxes must be properly and completely filled-up. Failure to do so shall cause the delay in updating the corporation's records with the Commission and/or non-receipt of Notice of Deficiencies. Further, non-receipt of Notice of Deficiencies shall not excuse the corporation from liability for its deficiencies.



INDEPENDENT AUDITOR'S REPORT

The Board of Directors and Stockholders
Semirara Mining and Power Corporation
2/F DMCI Plaza
2281 Don Chino Roces Avenue
Makati City

Opinion

We have audited the consolidated financial statements of Semirara Mining and Power Corporation and its subsidiaries (the Group), which comprise the consolidated statements of financial position as at December 31, 2018 and 2017, and the consolidated statements of comprehensive income, consolidated statements of changes in equity and consolidated statements of cash flows for each of the three years in the period ended December 31, 2018, and notes to the consolidated financial statements, including a summary of significant accounting policies.

In our opinion, the accompanying consolidated financial statements present fairly, in all material respects, the consolidated financial position of the Group as at December 31, 2018 and 2017, and its consolidated financial performance and its consolidated cash flows for each of the three years in the period ended December 31, 2018 in accordance with Philippine Financial Reporting Standards (PFRSs).

Basis for Opinion

We conducted our audits in accordance with Philippine Standards on Auditing (PSAs). Our responsibilities under those standards are further described in the *Auditor's Responsibilities for the Audit of the Consolidated Financial Statements* section of our report. We are independent of the Group in accordance with the Code of Ethics for Professional Accountants in the Philippines (Code of Ethics) together with the ethical requirements that are relevant to our audit of the consolidated financial statements in the Philippines, and we have fulfilled our other ethical responsibilities in accordance with these requirements and the Code of Ethics. We believe that the audit evidence we have obtained is sufficient and appropriate to provide a basis for our opinion.

Key Audit Matters

Key audit matters are those matters that, in our professional judgment, were of most significance in our audit of the consolidated financial statements of the current period. These matters were addressed in the context of our audit of the consolidated financial statements as a whole, and in forming our opinion thereon, and we do not provide a separate opinion on these matters. For each matter below, our description of how our audit addressed the matter is provided in that context.



We have fulfilled the responsibilities described in the *Auditor's Responsibilities for the Audit of the Consolidated Financial Statements* section of our report, including in relation to these matters. Accordingly, our audit included the performance of procedures designed to respond to our assessment of the risks of material misstatement of the consolidated financial statements. The results of our audit procedures, including the procedures performed to address the matters below, provide the basis for our audit opinion on the accompanying consolidated financial statements.

Estimation of Decommissioning and Site Rehabilitation Costs

The Group's recognized provision for decommissioning and site rehabilitation for the open pit mines of its coal mining activities amounted to ₱402.48 million as of December 31, 2018. This matter is important to our audit because the amount involved is material and the estimation of the provision requires the exercise of significant management judgment and estimation, including the use of assumptions, such as the costs of backfilling, reforestation, rehabilitation activities on marine and rainwater conservation and maintenance of the rehabilitated area, inflation rate, and discount rate.

Relevant information on the provision for decommissioning and site rehabilitation costs are disclosed in Notes 3 and 16 to the consolidated financial statements.

Audit response

We obtained an understanding of management's processes and controls in the estimation of future decommissioning and site rehabilitation costs, which involved the Group's engineers. We evaluated the competence, capabilities and objectivity of the engineers and reviewed the relevant comprehensive mine rehabilitation plans prepared by the Group's Environmental Department. We obtained an understanding from the mine site engineers about their bases for identifying and estimating the costs for various mine rehabilitation and closure activities, such as backfilling, reforestation and maintenance of the rehabilitated area. We compared the cost estimates to billings, invoices and official receipts. We also evaluated the discount and inflation rates used by comparing these to market data.

Estimation of Mineable Ore Reserves

The Group's coal mining properties totaling to ₱4,341.36 million as of December 31, 2018 are amortized using the units-of-production method. Under this method, management is required to estimate the volume of mineable ore reserves for the remaining life of the mine which is a key input to the amortization of the coal mining properties. This matter is significant to our audit because the estimation of the mineable ore reserves for the remaining life of the Group's Narra and Molave mines requires use of assumptions and significant estimation from management's specialists.

The related information on the estimation of mineable ore reserves and related coal mining properties are discussed in Notes 3 and 10 to the consolidated financial statements.

Audit response

We obtained an understanding of and performed test of controls on management's processes and controls in the estimation of mineable ore reserves. We evaluated the competence, capabilities and objectivity of management's specialists, both internal and external, engaged by the Group to perform an assessment of the ore reserves. We reviewed the internal and external specialists' report and obtained an understanding of the nature, scope and objectives of their work and basis of estimates, including the changes in the



reserves during the year. We also tested the application of the estimated ore reserves in the amortization of mining properties.

Other Information

Management is responsible for the other information. The other information comprises the information included in the SEC Form 20 IS (Definitive Information Statement), SEC Form 17-A and Annual Report for the year ended December 31, 2018, but does not include the consolidated financial statements and our auditor's report thereon. The SEC Form 20 IS, SEC Form 17-A and Annual Report for the year ended December 31, 2018 are expected to be made available to us after the date of this auditor's report.

Our opinion on the consolidated financial statements does not cover the other information and we will not express any form of assurance conclusion thereon.

In connection with our audits of the consolidated financial statements, our responsibility is to read the other information identified above when it becomes available and, in doing so, consider whether the other information is materially inconsistent with the consolidated financial statements or our knowledge obtained in the audits, or otherwise appears to be materially misstated.

Responsibilities of Management and Those Charged with Governance for the Consolidated Financial Statements

Management is responsible for the preparation and fair presentation of the consolidated financial statements in accordance with PFRSs, and for such internal control as management determines is necessary to enable the preparation of consolidated financial statements that are free from material misstatement, whether due to fraud or error.

In preparing the consolidated financial statements, management is responsible for assessing the Group's ability to continue as a going concern, disclosing, as applicable, matters related to going concern and using the going concern basis of accounting, unless management either intends to liquidate the Group or to cease operations, or has no realistic alternative but to do so.

Those charged with governance are responsible for overseeing the Group's financial reporting process.

Auditor's Responsibilities for the Audit of the Consolidated Financial Statements

Our objectives are to obtain reasonable assurance about whether the consolidated financial statements as a whole are free from material misstatement, whether due to fraud or error, and to issue an auditor's report that includes our opinion. Reasonable assurance is a high level of assurance, but is not a guarantee that an audit conducted in accordance with PSAs will always detect a material misstatement when it exists. Misstatements can arise from fraud or error and are considered material if, individually or in the aggregate, they could reasonably be expected to influence the economic decisions of users taken on the basis of these consolidated financial statements.



As part of an audit in accordance with PSAs, we exercise professional judgment and maintain professional skepticism throughout the audit. We also:

- Identify and assess the risks of material misstatement of the consolidated financial statements, whether due to fraud or error, design and perform audit procedures responsive to those risks, and obtain audit evidence that is sufficient and appropriate to provide a basis for our opinion. The risk of not detecting a material misstatement resulting from fraud is higher than for one resulting from error, as fraud may involve collusion, forgery, intentional omissions, misrepresentations, or the override of internal control.
- Obtain an understanding of internal control relevant to the audit in order to design audit procedures that are appropriate in the circumstances, but not for the purpose of expressing an opinion on the effectiveness of the Group's internal control.
- Evaluate the appropriateness of accounting policies used and the reasonableness of accounting estimates and related disclosures made by management.
- Conclude on the appropriateness of management's use of the going concern basis of accounting and, based on the audit evidence obtained, whether a material uncertainty exists related to events or conditions that may cast significant doubt on the Group's ability to continue as a going concern. If we conclude that a material uncertainty exists, we are required to draw attention in our auditor's report to the related disclosures in the consolidated financial statements or, if such disclosures are inadequate, to modify our opinion. Our conclusions are based on the audit evidence obtained up to the date of our auditor's report. However, future events or conditions may cause the Group to cease to continue as a going concern.
- Evaluate the overall presentation, structure and content of the consolidated financial statements, including the disclosures, and whether the consolidated financial statements represent the underlying transactions and events in a manner that achieves fair presentation.
- Obtain sufficient appropriate audit evidence regarding the financial information of the entities or business activities within the Group to express an opinion on the consolidated financial statements. We are responsible for the direction, supervision and performance of the audit. We remain solely responsible for our audit opinion.

We communicate with those charged with governance regarding, among other matters, the planned scope and timing of the audit and significant audit findings, including any significant deficiencies in internal control that we identify during our audit.

We also provide those charged with governance with a statement that we have complied with relevant ethical requirements regarding independence, and to communicate with them all relationships and other matters that may reasonably be thought to bear on our independence, and where applicable, related safeguards.



From the matters communicated with those charged with governance, we determine those matters that were of most significance in the audit of the consolidated financial statements of the current period and are therefore the key audit matters. We describe these matters in our auditor's report unless law or regulation precludes public disclosure about the matter or when, in extremely rare circumstances, we determine that a matter should not be communicated in our report because the adverse consequences of doing so would reasonably be expected to outweigh the public interest benefits of such communication.

The engagement partner on the audit resulting in this independent auditor's report is Dhonabee B. Señeres.

SYCIP GORRES VELAYO & CO.



Dhonabee B. Señeres

Partner

CPA Certificate No. 97133

SEC Accreditation No. 1196-AR-2 (Group A),
October 18, 2018, valid until October 17, 2021

Tax Identification No. 201-959-816

BIR Accreditation No. 08-001998-98-2018,
February 2, 2018, valid until February 1, 2021

PTR No. 7332614, January 3, 2019, Makati City

March 1, 2019



SEMIRARA MINING AND POWER CORPORATION AND SUBSIDIARIES
CONSOLIDATED STATEMENTS OF FINANCIAL POSITION

	December 31	
	2018	2017
ASSETS		
Current Assets		
Cash and cash equivalents (Notes 4, 30, 31 and 32)	₱1,902,951,523	₱8,470,908,677
Receivables (Notes 5, 19, 30 and 31)	7,300,895,192	6,475,048,571
Inventories (Notes 7, 10 and 21)	12,363,382,880	5,914,112,470
Investment in joint venture (Note 8)	51,112,153	50,731,694
Other current assets (Notes 6, 9 and 29)	4,120,881,022	2,087,453,059
Total Current Assets	25,739,222,770	22,998,254,471
Noncurrent Assets		
Property, plant and equipment (Notes 10 and 12)	43,519,724,033	43,014,048,021
Deferred tax assets - net (Note 26)	435,083,927	450,223,386
Other noncurrent assets (Notes 6, 9, 12, 30 and 31)	1,354,907,494	2,133,879,811
Total Noncurrent Assets	45,309,715,454	45,598,151,218
	₱71,048,938,224	₱68,596,405,689
LIABILITIES AND EQUITY		
Current Liabilities		
Trade and other payables (Notes 15, 19, 30 and 31)	₱9,946,029,822	₱10,851,312,129
Short-term loans (Notes 13, 30 and 31)	5,872,231,984	–
Current portion of long-term debt (Notes 14, 30 and 31)	4,553,841,941	3,555,960,317
Total Current Liabilities	20,372,103,747	14,407,272,446
Noncurrent Liabilities		
Long-term debt - net of current portion (Notes 14, 30 and 31)	10,042,954,442	14,468,517,855
Provision for decommissioning and site rehabilitation (Notes 3 and 16)	423,397,560	1,705,802,078
Pension liabilities (Note 20)	215,999,554	234,211,910
Deferred tax liability - net (Note 26)	61,796,317	54,990,685
Other noncurrent liabilities (Notes 12 and 19)	–	46,231,575
Total Noncurrent Liabilities	10,744,147,873	16,509,754,103
Total Liabilities	31,116,251,620	30,917,026,549
Equity		
Capital stock (Notes 17 and 30)	4,264,609,290	4,264,609,290
Additional paid-in capital (Note 30)	6,675,527,411	6,675,527,411
Retained earnings (Notes 18 and 30):		
Unappropriated	20,468,072,403	18,013,400,740
Appropriated	9,300,000,000	9,300,000,000
Net remeasurement losses on pension plan (Notes 20 and 30)	(35,995,822)	(86,238,763)
Treasury shares (Notes 17 and 30)	(739,526,678)	(487,919,538)
Total Equity	39,932,686,604	37,679,379,140
	₱71,048,938,224	₱68,596,405,689

See accompanying Notes to Consolidated Financial Statements.



SEMIRARA MINING AND POWER CORPORATION AND SUBSIDIARIES
CONSOLIDATED STATEMENTS OF COMPREHENSIVE INCOME

	Years Ended December 31		
	2018	2017	2016
REVENUE FROM CONTRACTS WITH CUSTOMERS (Note 33)			
Coal	₱23,185,658,133	₱23,489,590,552	₱20,079,462,056
Power	18,782,854,690	20,453,898,667	16,504,913,084
	41,968,512,823	43,943,489,219	36,584,375,140
COSTS OF SALES (Notes 21 and 33)			
Coal	12,262,084,112	11,910,436,213	11,013,499,805
Power	8,582,086,177	8,423,045,908	7,687,521,521
	20,844,170,289	20,333,482,121	18,701,021,326
GROSS PROFIT	21,124,342,534	23,610,007,098	17,883,353,814
OPERATING EXPENSES (Notes 22 and 33)	(7,775,795,327)	(8,207,029,328)	(4,998,866,240)
INCOME FROM OPERATIONS	13,348,547,207	15,402,977,770	12,884,487,574
OTHER INCOME (CHARGES) - Net			
Finance income (Notes 24 and 33)	129,168,367	96,396,798	83,238,696
Finance costs (Notes 23 and 33)	(942,934,975)	(718,068,456)	(598,992,706)
Foreign exchange losses - net (Note 33)	(388,310,437)	(392,452,957)	(403,425,989)
Other income - net (Notes 25 and 33)	608,411,854	1,075,615,087	938,441,998
	(593,665,191)	61,490,472	19,261,999
INCOME BEFORE INCOME TAX	12,754,882,016	15,464,468,242	12,903,749,573
PROVISION FOR INCOME TAX (Notes 26 and 33)	729,500,958	1,255,328,423	863,079,585
NET INCOME	12,025,381,058	14,209,139,819	12,040,669,988
OTHER COMPREHENSIVE INCOME (LOSS)			
Item not to be reclassified to profit or loss in subsequent periods			
Remeasurement gains (losses) on pension plan (Note 20)	71,775,630	(89,764,454)	10,151,614
Income tax effect	(21,532,689)	26,929,336	(3,045,484)
	50,242,941	(62,835,118)	7,106,130
TOTAL COMPREHENSIVE INCOME	₱12,075,623,999	₱14,146,304,701	₱12,047,776,118
Basic/Diluted Earnings per Share (Note 27)	₱2.83	₱3.33	₱2.82

See accompanying Notes to Consolidated Financial Statements.



SEMIRARA MINING AND POWER CORPORATION AND SUBSIDIARIES
CONSOLIDATED STATEMENTS OF CHANGES IN EQUITY

	Capital Stock (Note 17)	Additional Paid-in Capital	Retained Earnings		Remeasurement Gains (Losses) on Pension Plan (Note 20)	Treasury Shares (Note 17)	Total
			Unappropriated (Note 18)	Appropriated (Note 18)			
For the Year Ended December 31, 2018							
Balances as of January 1, 2018	₱4,264,609,290	₱6,675,527,411	₱18,013,400,740	₱9,300,000,000	(₱86,238,763)	(₱487,919,538)	₱37,679,379,140
Acquisition of treasury shares	-	-	-	-	-	(251,607,140)	(251,607,140)
Comprehensive income							
Net income	-	-	12,025,381,058	-	-	-	12,025,381,058
Other comprehensive income	-	-	-	-	50,242,941	-	50,242,941
Total comprehensive income	-	-	12,025,381,058	-	50,242,941	-	12,075,623,999
Cash dividends declared	-	-	(9,570,709,395)	-	-	-	(9,570,709,395)
Balances as of December 31, 2018	₱4,264,609,290	₱6,675,527,411	₱20,468,072,403	₱9,300,000,000	(₱35,995,822)	(₱739,526,678)	₱39,932,686,604
For the Year Ended December 31, 2017							
Balances as of January 1, 2017	₱1,068,750,000	₱6,675,527,411	₱19,152,984,511	₱7,800,000,000	(₱23,403,645)	(₱387,547,028)	₱34,286,311,249
Acquisition of treasury shares	-	-	-	-	-	(100,372,510)	(100,372,510)
Comprehensive income							
Net income	-	-	14,209,139,819	-	-	-	14,209,139,819
Other comprehensive income	-	-	-	-	(62,835,118)	-	(62,835,118)
Total comprehensive income	-	-	14,209,139,819	-	(62,835,118)	-	14,146,304,701
Stock dividends declared	3,195,859,290	-	(3,195,859,290)	-	-	-	-
Cash dividends declared	-	-	(10,652,864,300)	-	-	-	(10,652,864,300)
Reversal of appropriations	-	-	3,000,000,000	(3,000,000,000)	-	-	-
Appropriations	-	-	(4,500,000,000)	4,500,000,000	-	-	-
Balances as of December 31, 2017	₱4,264,609,290	₱6,675,527,411	₱18,013,400,740	₱9,300,000,000	(₱86,238,763)	(₱487,919,538)	₱37,679,379,140
For the Year Ended December 31, 2016							
Balances as of January 1, 2016	₱1,068,750,000	₱6,675,527,411	₱13,887,314,523	₱5,300,000,000	(₱30,509,775)	₱-	₱26,901,082,159
Acquisition of treasury shares	-	-	-	-	-	(387,547,028)	(387,547,028)
Comprehensive income							
Net income	-	-	12,040,669,988	-	-	-	12,040,669,988
Other comprehensive income	-	-	-	-	7,106,130	-	7,106,130
Total comprehensive income	-	-	12,040,669,988	-	7,106,130	-	12,047,776,118
Cash dividends declared	-	-	(4,275,000,000)	-	-	-	(4,275,000,000)
Appropriations	-	-	(2,500,000,000)	2,500,000,000	-	-	-
Balances as of December 31, 2016	₱1,068,750,000	₱6,675,527,411	₱19,152,984,511	₱7,800,000,000	(₱23,403,645)	(₱387,547,028)	₱34,286,311,249

See accompanying Notes to Consolidated Financial Statements.



SEMIRARA MINING AND POWER CORPORATION AND SUBSIDIARIES
CONSOLIDATED STATEMENTS OF CASH FLOWS

	Years Ended December 31		
	2018	2017	2016
CASH FLOWS FROM OPERATING ACTIVITIES			
Income before income tax	₱12,754,882,016	₱15,464,468,242	₱12,903,749,573
Adjustments for:			
Depreciation and amortization (Notes 10, 12, 21 and 22)	7,784,475,344	6,570,624,945	3,680,181,127
Finance costs (Note 23)	942,934,975	718,068,456	598,992,706
Provision for decommissioning and site rehabilitation (Note 21)	436,522,946	147,269,942	1,089,423,459
Pension expense (Note 20)	60,980,688	51,148,930	45,927,827
Net unrealized foreign exchange gains	53,699,446	(52,477,164)	(47,305,303)
Equity in net loss (earnings) of joint venture	(380,459)	1,653,360	–
Loss (gain) on sale of equipment (Notes 10 and 25)	(22,683,475)	(126,227,184)	174,667
Unrealized gain on financial assets at FVPL (Note 6)	(25,775,773)	(219,668,003)	–
Finance income (Note 24)	(129,168,367)	(96,396,798)	(83,238,696)
Provision for impairment loss (Note 22)	–	156,068,023	–
Operating income before changes in operating assets and liabilities	21,855,487,341	22,614,532,749	18,187,905,360
Changes in operating assets and liabilities:			
Decrease (increase) in:			
Receivables	(825,846,621)	(789,466,973)	(2,904,811,237)
Other current assets	(2,033,777,003)	880,693,342	(258,648,262)
Inventories	(5,557,602,875)	144,000,773	(1,935,968,016)
Increase (decrease) in trade and other payables and provision for decommissioning and site rehabilitation	(2,486,077,110)	(1,443,682,694)	5,608,306,910
Cash generated from operations	10,952,183,732	21,406,077,197	18,696,784,755
Interest received	129,168,367	96,396,798	83,238,696
Income taxes paid	(729,088,556)	(1,303,057,213)	(790,821,132)
Interest paid	(841,687,302)	(604,901,388)	(696,337,575)
Pension settlement (Note 20)	(7,417,415)	(20,736,252)	(8,724,213)
Net cash provided by operating activities	9,503,158,826	19,573,779,142	17,284,140,531
CASH FLOWS FROM INVESTING ACTIVITIES			
Additions to:			
Property, plant and equipment (including borrowing cost) (Notes 10 and 32)	(9,528,471,843)	(6,340,889,728)	(6,166,270,591)
Exploration and evaluation asset (Notes 10 and 12)	–	–	(1,932,281,360)
Investment in joint venture (Note 8)	–	–	(52,385,054)
Computer software (Note 12)	(10,640,402)	(9,948,827)	(7,220,424)
Proceeds from sale of equipment (Note 10)	158,610,324	126,227,184	3,000,000
Decrease (increase) in:			
Investment in sinking fund (Note 11)	–	68,716,379	391,517,638
Other noncurrent assets (Note 12)	808,263,986	(1,398,416,767)	1,039,651,801
Decrease in other noncurrent liabilities (Note 12)	–	(1,094,351,764)	(829,158,729)
Net cash used in investing activities	(8,572,237,935)	(8,648,663,523)	(7,553,146,719)
CASH FLOWS FROM FINANCING ACTIVITIES			
Proceeds from availment of loans (Notes 13, 14 and 32)	7,859,848,705	6,535,000,000	10,823,782,102
Acquisition of treasury shares (Notes 17 and 32)	(251,607,140)	(100,372,510)	(387,547,028)
Payments of:			
Loans (Notes 13, 14 and 32)	(5,526,691,188)	(5,223,502,036)	(13,478,092,863)
Dividends (Notes 18 and 32)	(9,571,357,480)	(10,651,501,099)	(4,275,000,000)
Net cash used in financing activities	(7,489,807,103)	(9,440,375,645)	(7,316,857,789)
EFFECT OF EXCHANGE RATE CHANGES ON CASH AND CASH EQUIVALENTS			
	(9,070,942)	(6,871,147)	(166,704,552)
NET INCREASE (DECREASE) IN CASH AND CASH EQUIVALENTS	(6,567,957,154)	1,477,868,827	2,247,431,471
CASH AND CASH EQUIVALENTS AT BEGINNING OF YEAR	8,470,908,677	6,993,039,850	4,745,608,379
CASH AND CASH EQUIVALENTS AT END OF YEAR (Note 4)	₱1,902,951,523	₱8,470,908,677	₱6,993,039,850

See accompanying Notes to Consolidated Financial Statements.



SEMIRARA MINING AND POWER CORPORATION AND SUBSIDIARIES

NOTES TO CONSOLIDATED FINANCIAL STATEMENTS

1. Corporate Information

Semirara Mining and Power Corporation (SMPC or the Parent Company) is a corporation incorporated in the Philippines on February 26, 1980 with a corporate life of 50 years from the date of incorporation. The Parent Company's registered and principal office address is at 2/F DMCI Plaza, 2281 Don Chino Roces Avenue, Makati City. The Parent Company's shares of stock are listed and currently traded at the Philippine Stock Exchange (PSE). The Parent Company is a 56.65%-owned subsidiary of DMCI Holdings, Inc. (DMCI-HI), a publicly-listed entity in the Philippines and its ultimate parent company.

The Parent Company and its subsidiaries are collectively referred to herein as "the Group".

The Group's primary purpose is to search for, prospect, explore, dig and drill, mine, exploit, extract, produce, mill, purchase or otherwise acquire, store, hold transport, use experiment with, market, distribute, exchange, sell and otherwise dispose of, import, export and handle, trade, and generally deal in, ship coal, coke, and other coal products of all grades, kinds, forms, descriptions and combinations and in general the products and by-products which may be derived, produced, prepared, developed, compounded, made or manufactured there; to acquire, own, maintain and exercise the rights and privileges under the coal operating contract within the purview of Presidential Decree No. 972, "*The Coal Development Act of 1976*", and any amendments thereto and to acquire, expand, rehabilitate and maintain power generating plants, develop fuel for generation of electricity and sell electricity to any person or entity through electricity markets, among others.

The consolidated financial statements as of December 31, 2018 and 2017 and for each of the three years in the period ended December 31, 2018 were authorized for issue by the Board of Directors (BOD) on March 1, 2019.

2. Summary of Significant Accounting Policies

Basis of Preparation

The consolidated financial statements of the Group have been prepared on a historical cost basis, except for financial assets at fair value through profit or loss (FVPL) that have been measured at fair value. The Parent Company's functional currency and the Group's presentation currency is the Philippine Peso (₱). All amounts are rounded-off the nearest Peso, except when otherwise indicated.

Statement of Compliance

The consolidated financial statements of the Group have been prepared in compliance with Philippine Financial Reporting Standards (PFRSs).



Basis of Consolidation

The consolidated financial statements comprise the financial statements of the Parent Company and the following subsidiaries (which are all incorporated in the Philippines) as of December 31, 2018 and 2017, and for each of the three years in the period ended December 31, 2018:

	Effective Rates of Ownership		
	2018	2017	2016
Sem-Calaca Power Corporation (SCPC)	100.00 %	100.00 %	100.00 %
Sem-Calaca RES Corporation (SCRC) ¹	100.00	100.00	100.00
Southwest Luzon Power Generation Corporation (SLPGC)	100.00	100.00	100.00
SEM-Cal Industrial Park Developers, Inc. (SIPDI)	100.00	100.00	100.00
Semirara Claystone, Inc. (SCI)	100.00	100.00	100.00
Semirara Energy Utilities, Inc. (SEUI)	100.00	100.00	100.00
Southeast Luzon Power Generation Corporation (SELPGC) ²	100.00	100.00	100.00

1. Wholly-owned subsidiary of SCPC. Started commercial operations on August 29, 2018.
2. Formerly SEM-Balayan Power Generation Corporation (SBPGC).

Except for SCPC, SLPGC and SCRC, the other subsidiaries have not yet started commercial operations as of December 31, 2018.

In 2016, St. Rafael Power Generation Corporation (SRPGC) became a joint venture when Meralco PowerGen Corporation (MGen) subscribed to the remaining unissued capital stock of SRPGC (see Note 8).

The consolidated financial statements are prepared using uniform accounting policies for like transactions and other events in similar circumstances. All intra-group assets and liabilities, equity, income, expenses, dividends and cash flows relating to transactions between components of the Group are eliminated in full on consolidation.

Consolidation of a subsidiary begins when the entity obtains control over the subsidiary and ceases when the entity loses control of the subsidiary. Assets, liabilities, income and expenses of a subsidiary acquired or disposed of during the year are included in the consolidated statement of financial position and consolidated statement of comprehensive income from the date the Group gains control until the date the entity ceases to control the subsidiary.

Control is achieved when the entity is exposed, or has rights, to variable returns from its involvement with the investee and has the ability to affect those returns through its power over the investee. Specifically, the entity controls an investee if and only if the entity has the following element:

- Power over the investee (i.e., existing rights that give it the current ability to direct the relevant activities of the investee)
- Exposure, or rights, to variable returns from its involvement with the investee, and
- The ability to use its power over the investee to affect its returns.

Generally, there is a presumption that a majority of voting rights results in control. To support the presumption and when the entity has less than a majority of the voting or similar rights of an investee, the entity considers all relevant facts and circumstances in assessing whether it has power over an investee, including:

- The contractual arrangement with the other vote holders of the investee
- Rights arising from other contractual arrangements
- The Group's voting and potential voting rights



The entity re-assesses whether or not it controls an investee if facts and circumstances indicate that there are changes to one or more of the three elements of control.

When necessary, adjustments are made to the financial statements of subsidiaries to bring their accounting policies into line with the Group's accounting policies.

A change in the ownership interest of a subsidiary without a loss of control is accounted for as an equity transaction. If the entity loses control over a subsidiary, it derecognizes the related assets (including goodwill), liabilities, NCI and other components of equity, while any resulting in gain or loss is recognized in profit or loss. Any investment retained is measured at fair value.

Business Combination and Goodwill

Business combinations are accounted for using the acquisition method. This involves recognizing identifiable assets (including previously unrecognized intangible assets) and liabilities (including contingent liabilities and excluding future restructuring) of the acquired business at fair value. The cost of an acquisition is measured as the aggregate of the consideration transferred, measured at acquisition date fair value and the amount of any noncontrolling interest in the acquiree. For each business combination, the Group elects whether to measure the non-controlling interest in the acquiree either at fair value or at the proportionate share of the acquiree's identifiable net assets. Transaction costs incurred are expensed in the consolidated statement of comprehensive income.

When the Group acquires a business, it assesses the financial assets and liabilities assumed for appropriate classification and designation in accordance with the contractual terms, economic circumstances and pertinent conditions as at the acquisition date. This includes the separation of embedded derivatives in host contracts by the acquiree. If the business combination is achieved in stages, the acquisition date fair value of the acquirer's previously held equity interest in the acquiree is remeasured to fair value at the acquisition date through profit or loss.

Any contingent consideration to be transferred by the acquirer will be recognized at fair value at the acquisition date. Contingent consideration classified as equity is not remeasured and its subsequent settlement is accounted for within equity. Contingent consideration classified as an asset or liability that is a financial instrument and within the scope of PFRS 9, *Financial Instruments* is measured at fair value with the changes in fair value recognized in the consolidated statement of profit or loss in accordance with PFRS 9. Other contingent consideration that is not within the scope of PFRS 9 is measured at fair value at each reporting date with changes in fair value recognized in profit or loss.

Goodwill is initially measured at cost (being the excess of the aggregate of the consideration transferred and the amount recognised for non-controlling interests and any previous interest held over the net identifiable assets acquired and liabilities assumed). If the fair value of the net assets acquired is in excess of the aggregate consideration transferred, the Group re-assesses whether it has correctly identified all of the assets acquired and all of the liabilities assumed and reviews the procedures used to measure the amounts to be recognised at the acquisition date. If the reassessment still results in an excess of the fair value of net assets acquired over the aggregate consideration transferred, then the gain is recognised in profit or loss.

After initial recognition, goodwill is measured at cost less any accumulated impairment losses. For the purpose of impairment testing, goodwill acquired in a business combination is, from the acquisition date, allocated to each of the Group's cash-generating units that are expected to benefit from the combination, irrespective of whether other assets or liabilities of the acquiree are assigned to those units.



Where goodwill has been allocated to a cash-generating unit (CGU) and part of the operation within that unit is disposed of, the goodwill associated with the disposed operation is included in the carrying amount of the operation when determining the gain or loss on disposal. Goodwill disposed in these circumstances is measured based on the relative values of the disposed operation and the portion of the cash-generating unit retained.

When subsidiaries are sold, the difference between the selling price and the net assets plus cumulative translation differences and goodwill is recognized in the consolidated statement of comprehensive income.

Acquisitions of non-controlling interests are accounted for as transactions with owners in their capacity as owners and therefore no goodwill or profit or loss is recognized as a result. Adjustments to non-controlling interests arising from transactions that do not involve the loss of control are based on a proportionate amount of the net assets of the subsidiary.

Changes in Accounting Policies and Disclosures

The accounting policies adopted are consistent with those of the previous financial year, except for the following amended standards and improvements which the Group has adopted starting January 1, 2018.

New and Amended Standards and Interpretations

The Group applied PFRS 15 and PFRS 9 for the first time. The nature and effect of the changes as a result of adoption of these new accounting standards are described below.

Several other amendments and interpretations apply for the first time in 2018, but do not have an impact on the consolidated financial statements of the Group. The Group has not early adopted any standards, interpretations or amendments that have been issued but are not yet effective.

- PFRS 15, *Revenue from Contracts with Customers*
PFRS 15 supersedes PAS 11, *Construction Contracts*, PAS 18, *Revenue* and related Interpretations and it applies, with limited exceptions, to all revenue arising from contracts with its customers. PFRS 15 establishes a five-step model to account for revenue arising from contracts with customers and requires that revenue be recognized at an amount that reflects the consideration to which an entity expects to be entitled in exchange for transferring goods or services to a customer.

PFRS 15 requires entities to exercise judgement, taking into consideration all of the relevant facts and circumstances when applying each step of the model to contracts with their customers. The standard also specifies the accounting for the incremental costs of obtaining a contract and the costs directly related to fulfilling a contract. In addition, the standard requires extensive disclosures.

The Group adopted PFRS 15 using the modified retrospective method of adoption with the date of initial application of January 1, 2018. Under the modified retrospective method, the standard can be applied either to all contracts at the date of initial application or only to contracts that are not completed at this date. The cumulative effect of initially applying PFRS 15 is recognized at the date of initial application as an adjustment to the opening balance of retained earnings. Therefore, the comparative information is not restated and continues to be reported under PAS 18 and related Interpretations. The Group elected to apply the standard only to those contracts not completed as at January 1, 2018.



The Group's revenue from contracts with customers comprises two main sales streams: coal and power. The Group undertook an analysis of the impact of the new revenue standard based on a review of the contractual terms of its revenue streams, with the primary focus being to understand whether the timing and amount of revenue recognised could differ under PFRS 15. For the Group's revenue streams, the nature and timing of satisfaction of the performance obligations, and, hence, the amount and timing of revenue recognized under PFRS 15, is the same as that under PAS 18 (i.e., point in time for sale of coal and over time for the sale of power).

The adoption of PFRS 15 did not have a significant impact on the consolidated statements of financial position as at December 31, 2018 and 2017 and the consolidated statements of comprehensive income and cash flows for each of the three years in the period ended December 31, 2018. The adoption did not also have a material impact on OCI or the Group's operating, investing and financing cash flows.

- *PFRS 9, Financial Instruments*

PFRS 9, replaces PAS 39, *Financial Instruments: Recognition and Measurement* for annual periods beginning on or after January 1, 2018, bringing together all three aspects of the accounting for financial instruments: classification and measurement; impairment; and hedge accounting.

The Group applied PFRS 9 using the modified retrospective approach, with an initial application date of January 1, 2018. The Group has not restated the comparative information, which continues to be reported under PAS 39. Any differences arising from the adoption of PFRS 9 have been recognized directly in retained earnings and other components of equity.

The impact of adoption of PFRS 9 are described below:

- (a) *Classification and measurement*

Under PFRS 9, debt instruments are subsequently measured at FVPL, at amortized cost, or at fair value through OCI. The classification is based on two criteria: the Group's business model for managing the assets; and whether the instruments' contractual cash flows represent 'solely payments of principal and interest' (SPPI) on the principal amount outstanding.

The assessment of the Group's business model was made as of the date of initial application at January 1, 2018, and then applied retrospectively to these financial assets that were not derecognized before January 1, 2018. The assessment of whether contractual cash flows on debt instruments are solely comprised of principal and interest was made based on the facts and circumstances as at the initial recognition of the assets.

The classification and measurement requirements of PFRS 9 did not have a significant impact on the Group. The following are the changes in the classification of the Group's financial assets and liabilities:

- Cash and cash equivalents, receivables and environmental guarantee fund previously classified as loans and receivables are held to collect contractual cash flows and give rise to cash flows representing solely payments of principal and interest. These are now classified and measured as debt instruments at amortized cost.
- Trade and other payables and long term debt previously classified as other financial liabilities are now classified and measured as financial liabilities at amortized cost. The Group has not designated any financial liabilities as at fair value through profit or loss.



There are no changes in classification and measurement of the Group's derivative instrument classified as financial asset at FVPL.

(b) *Impairment*

The adoption of PFRS 9 has fundamentally changed the Group's accounting for impairment losses for financial assets by replacing PAS 39's incurred loss approach with a forward-looking expected credit loss (ECL) approach. PFRS 9 requires the Group to record an allowance for expected credit losses for all loans and other debt financial assets not held at FVPL. ECLs are based on the difference between the contractual cash flows due in accordance with the contract and all the cash flows that the Group expects to receive. The shortfall is then discounted at an approximation to the asset's original effective interest rate. The expected cash flows will include cash flows from the sale of collateral held or other credit enhancements that are integral to the contractual terms.

For 'trade receivables' presented under receivables, the Group has applied the standard's simplified approach and has calculated ECLs based on lifetime expected credit losses. Therefore, the Group does not track changes in credit risk, but instead recognizes a loss allowance based on lifetime ECLs at each reporting date. The Group has established a provision matrix that is based on its historical credit loss experience, adjusted for forward-looking factors specific to the debtors and the economic environment.

For cash and cash equivalents and environmental guarantee fund, the Group applies the low credit risk simplification. The probability of default and loss given defaults are publicly available and are considered to be low credit risk investments. It is the Group's policy to measure ECLs on such instruments on a 12-month basis. However, when there has been a significant increase in credit risk since origination, the allowance will be based on the lifetime ECL. The Group uses the ratings from Standard & Poor's (S&P), Moody's and Fitch to determine whether the debt instrument has significantly increased in credit risk and to estimate ECLs.

There were no adjustments on other items of the primary financial statements such as deferred taxes, income tax expense, and retained earnings upon adoption of PFRS 9.

- Philippine Interpretations Committee (PIC) Q&A 2018-15, PAS 1, *Classification of Advances to Contractors in the Nature of Prepayments: Current vs. Noncurrent starting January 1, 2018*
This interpretation aims to classify the prepayment based on the actual realization of such advances based on the determined usage/realization of the asset to which it is intended for (e.g., inventory, investment property, property plant and equipment).

As a result of adoption, advances to contractors and suppliers amounting to ₱1,335.39 million previously presented under current assets as of December 31, 2017, representing prepayments for the acquisition and construction of property, plant and equipment was reclassified to noncurrent assets. Before the adoption of PIC Q&A 2018-15, the classification of the Group is based on the timing of application of these advances against billings and timing of delivery of goods and services (see Notes 9 and 12).

- Amendments to PFRS 2, *Share-based Payment, Classification and Measurement of Share-based Payment Transactions*
The amendments to PFRS 2 address three main areas: the effects of vesting conditions on the measurement of a cash-settled share-based payment transaction; the classification of a share-based payment transaction with net settlement features for withholding tax obligations; and the accounting where a modification to the terms and conditions of a share-based payment



transaction changes its classification from cash settled to equity settled. Entities are required to apply the amendments to: (1) share-based payment transactions that are unvested or vested but unexercised as of January 1, 2018, (2) share-based payment transactions granted on or after January 1, 2018 and to (3) modifications of share-based payments that occurred on or after January 1, 2018. Retrospective application is permitted if elected for all three amendments and if it is possible to do so without hindsight.

The Group's accounting policy for cash-settled share-based payments is consistent with the approach clarified in the amendments. In addition, the Group has no share-based payment transaction with net settlement features for withholding tax obligations and had not made any modifications to the terms and conditions of its share-based payment transaction. Therefore, these amendments do not have any impact on the consolidated financial statements.

- Amendments to PAS 28, *Investments in Associates and Joint Ventures, Measuring an Associate or Joint Venture at Fair Value* (Part of Annual Improvements to PFRSs 2014 - 2016 Cycle)
The amendments clarify that an entity that is a venture capital organization, or other qualifying entity, may elect, at initial recognition on an investment-by-investment basis, to measure its investments in associates and joint ventures at fair value through profit or loss (FVPL). They also clarify that if an entity that is not itself an investment entity has an interest in an associate or joint venture that is an investment entity, the entity may, when applying the equity method, elect to retain the fair value measurement applied by that investment entity associate or joint venture to the investment entity associate's or joint venture's interests in subsidiaries. This election is made separately for each investment entity associate or joint venture, at the later of the date on which (a) the investment entity associate or joint venture is initially recognized; (b) the associate or joint venture becomes an investment entity; and (c) the investment entity associate or joint venture first becomes a parent. The amendments should be applied retrospectively, with earlier application permitted.

The amendments are not applicable to the Group as the Group does not measure its investments at FVPL.

- Amendments to PAS 40, *Investment Property, Transfers of Investment Property*
The amendments clarify when an entity should transfer property, including property under construction or development into, or out of investment property. The amendments state that a change in use occurs when the property meets, or ceases to meet, the definition of investment property and there is evidence of the change in use. A mere change in management's intentions for the use of a property does not provide evidence of a change in use. The amendments should be applied prospectively to changes in use that occur on or after the beginning of the annual reporting period in which the entity first applies the amendments. Retrospective application is only permitted if this is possible without the use of hindsight.
- Philippine Interpretation IFRIC 22, *Foreign Currency Transactions and Advance Considerations*
The interpretation clarifies that, in determining the spot exchange rate to use on initial recognition of the related asset, expense or income (or part of it) on the derecognition of a non-monetary asset or non-monetary liability relating to advance consideration, the date of the transaction is the date on which an entity initially recognizes the non-monetary asset or non-monetary liability arising from the advance consideration. If there are multiple payments or receipts in advance, then the entity must determine the date of the transaction for each payment or receipt of advance consideration. Retrospective application of this interpretation is not required.



Since the Group's current practice is in line with the clarifications issued, the adoption of the interpretation did not have significant impact to the consolidated financial statements.

- Amendments to PFRS 12, *Disclosure of Interests in Other Entities, Clarification of the Scope of the Standard* (Part of *Annual Improvements to PFRSs 2014 - 2016 Cycle*)
The amendments clarify that the disclosure requirements in PFRS 12, other than those relating to summarized financial information, apply to an entity's interest in a subsidiary, a joint venture or an associate (or a portion of its interest in a joint venture or an associate) that is classified (or included in a disposal group that is classified) as held for sale.

The adoption of these amendments did not have any impact on the consolidated financial statements.

Standards Issued But Not Yet Effective

Pronouncements issued but not yet effective are listed below. Unless otherwise indicated, the Group does not expect that the future adoption of the said pronouncements will have a significant impact on its consolidated financial statements. The Group intends to adopt the following pronouncements when they become effective.

Effective beginning on or after January 1, 2019

- Amendments to PFRS 9, *Prepayment Features with Negative Compensation*
Under PFRS 9, a debt instrument can be measured at amortized cost or at fair value through other comprehensive income, provided that the contractual cash flows are 'solely payments of principal and interest on the principal amount outstanding' (the SPPI criterion) and the instrument is held within the appropriate business model for that classification. The amendments to PFRS 9 clarify that a financial asset passes the SPPI criterion regardless of the event or circumstance that causes the early termination of the contract and irrespective of which party pays or receives reasonable compensation for the early termination of the contract. The amendments should be applied retrospectively and are effective from January 1, 2019, with earlier application permitted.

These amendments are not expected to have any impact on the consolidated financial statements of the Group.

- PFRS 16, *Leases*
PFRS 16 sets out the principles for the recognition, measurement, presentation and disclosure of leases and requires lessees to account for all leases under a single on-balance sheet model similar to the accounting for finance leases under PAS 17, *Leases*. The standard includes two recognition exemptions for lessees - leases of 'low-value' assets (e.g., personal computers) and short-term leases (i.e., leases with a lease term of 12 months or less). At the commencement date of a lease, a lessee will recognize a liability to make lease payments (i.e., the lease liability) and an asset representing the right to use the underlying asset during the lease term (i.e., the right-of-use asset). Lessees will be required to separately recognize the interest expense on the lease liability and the depreciation expense on the right-of-use asset.

Lessees will be also required to remeasure the lease liability upon the occurrence of certain events (e.g., a change in the lease term, a change in future lease payments resulting from a change in an index or rate used to determine those payments). The lessee will generally recognize the amount of the remeasurement of the lease liability as an adjustment to the right-of-use asset.



Lessor accounting under PFRS 16 is substantially unchanged from today's accounting under PAS 17. Lessors will continue to classify all leases using the same classification principle as in PAS 17 and distinguish between two types of leases: operating and finance leases.

PFRS 16 also requires lessees and lessors to make more extensive disclosures than under PAS 17.

Early application is permitted, but not before an entity applies PFRS 15. A lessee can choose to apply the standard using either a full retrospective or a modified retrospective approach. The standard's transition provisions permit certain reliefs.

The Group expects the standard to impact its operating lease arrangements for land which will require recognition of right of use asset and its related liability in the consolidated financial statements. The Group does not expect significant impact of the standard to its lease arrangements as lessor.

- *Amendments to PAS 28, Long-term Interests in Associates and Joint Ventures*
The amendments clarify that an entity applies PFRS 9 to long-term interests in an associate or joint venture to which the equity method is not applied but that, in substance, form part of the net investment in the associate or joint venture (long-term interests). This clarification is relevant because it implies that the expected credit loss model in PFRS 9 applies to such long-term interests.

The amendments also clarified that, in applying PFRS 9, an entity does not take account of any losses of the associate or joint venture, or any impairment losses on the net investment, recognized as adjustments to the net investment in the associate or joint venture that arise from applying PAS 28.

The amendments should be applied retrospectively and are effective from January 1, 2019, with early application permitted.

Since the Group currently does not have such long-term interests in its associate and joint venture, the amendments are not expected to have any impact on its consolidated financial statements.

- *Philippine Interpretation IFRIC 23, Uncertainty over Income Tax Treatments*
The interpretation addresses the accounting for income taxes when tax treatments involve uncertainty that affects the application of PAS 12, *Income Taxes*, and does not apply to taxes or levies outside the scope of PAS 12, nor does it specifically include requirements relating to interest and penalties associated with uncertain tax treatments.

The interpretation specifically addresses the following:

- Whether an entity considers uncertain tax treatments separately;
- The assumptions an entity makes about the examination of tax treatments by taxation authorities;
- How an entity determines taxable profit (tax loss), tax bases, unused tax losses, unused tax credits and tax rates; and,
- How an entity considers changes in facts and circumstances.



An entity must determine whether to consider each uncertain tax treatment separately or together with one or more uncertain tax treatments. The approach that better predicts the resolution of uncertainty should be followed.

The Group is currently assessing the impact of adopting this interpretation.

Annual Improvements to PFRSs 2015-2017 Cycle

- Amendments to PFRS 3, *Business Combinations*, and PFRS 11, *Joint Arrangements, Previously Held Interest in a Joint Operation*

The amendments clarify that, when an entity obtains control of a business that is a joint operation, it applies the requirements for a business combination achieved in stages, including remeasuring previously held interests in the assets and liabilities of the joint operation at fair value. In doing so, the acquirer remeasures its entire previously held interest in the joint operation.

A party that participates in, but does not have joint control of, a joint operation might obtain joint control of the joint operation in which the activity of the joint operation constitutes a business as defined in PFRS 3. The amendments clarify that the previously held interests in that joint operation are not remeasured.

An entity applies those amendments to business combinations for which the acquisition date is on or after the beginning of the first annual reporting period beginning on or after January 1, 2019 and to transactions in which it obtains joint control on or after the beginning of the first annual reporting period beginning on or after January 1, 2019, with early application permitted.

These amendments are currently not applicable to the Group but may apply to future transactions.

- Amendments to PAS 12, *Income Tax Consequences of Payments on Financial Instruments Classified as Equity*

The amendments clarify that the income tax consequences of dividends are linked more directly to past transactions or events that generated distributable profits than to distributions to owners. Therefore, an entity recognizes the income tax consequences of dividends in profit or loss, other comprehensive income or equity according to where the entity originally recognized those past transactions or events.

An entity applies those amendments for annual reporting periods beginning on or after January 1, 2019, with early application is permitted. These amendments are not relevant to the Group because dividends declared by the Group do not give rise to tax obligations under the current tax laws.

- Amendments to PAS 23, *Borrowing Costs, Borrowing Costs Eligible for Capitalization*

The amendments clarify that an entity treats as part of general borrowings any borrowing originally made to develop a qualifying asset when substantially all of the activities necessary to prepare that asset for its intended use or sale are complete.

An entity applies those amendments to borrowing costs incurred on or after the beginning of the annual reporting period in which the entity first applies those amendments. An entity applies those amendments for annual reporting periods beginning on or after January 1, 2019, with early application permitted.

The Group has yet to evaluate the impact on its consolidated financial statements of the adoption of these amendments.



Effective beginning on or after January 1, 2020

- *Amendments to PFRS 3, Definition of a Business*
The amendments to PFRS 3 clarify the minimum requirements to be a business, remove the assessment of a market participant's ability to replace missing elements, and narrow the definition of outputs. The amendments also add guidance to assess whether an acquired process is substantive and add illustrative examples. An optional fair value concentration test is introduced which permits a simplified assessment of whether an acquired set of activities and assets is not a business.

An entity applies those amendments prospectively for annual reporting periods beginning on or after January 1, 2020, with earlier application permitted. These amendments will apply on future business combinations of the Group.

- *Amendments to PAS 1, Presentation of Financial Statements, and PAS 8, Accounting Policies, Changes in Accounting Estimates and Errors, Definition of Material*
The amendments refine the definition of material in PAS 1 and align the definitions used across PFRSs and other pronouncements. They are intended to improve the understanding of the existing requirements rather than to significantly impact an entity's materiality judgements.

An entity applies those amendments prospectively for annual reporting periods beginning on or after January 1, 2020, with earlier application permitted.

Deferred effectivity

- *Amendments to PFRS 10 and PAS 28, Sale or Contribution of Assets between an Investor and its Associate or Joint Venture*
The amendments address the conflict between PFRS 10 and PAS 28 in dealing with the loss of control of a subsidiary that is sold or contributed to an associate or joint venture. The amendments clarify that a full gain or loss is recognized when a transfer to an associate or joint venture involves a business as defined in PFRS 3, *Business Combinations*. Any gain or loss resulting from the sale or contribution of assets that does not constitute a business, however, is recognized only to the extent of unrelated investors' interests in the associate or joint venture.

On January 13, 2016, the Financial Reporting Standards Council deferred the original effective date of January 1, 2016 of the said amendments until the International Accounting Standards Board (IASB) completes its broader review of the research project on equity accounting that may result in the simplification of accounting for such transactions and of other aspects of accounting for associates and joint ventures.

The Group is currently assessing the impact of these amendments.

Significant Accounting Policies and Disclosures

Cash and Cash Equivalents

Cash and cash equivalents in the consolidated statement of financial position comprise cash in banks and on hand and short-term deposits with an original maturity of three (3) months or less, but excludes any restricted cash that is not available for use by the Group and therefore is not considered highly liquid.



For the purpose of the consolidated statement of cash flows, cash and cash equivalents consist of cash and cash equivalents as defined above.

Fair Value Measurement

The Group measures financial assets at FVPL at fair value and discloses the fair value of financial instruments measured at amortized cost at each reporting date. Fair value is the estimated price that would be received to sell an asset or paid to transfer a liability in an orderly transaction between market participants at the measurement date. The fair value measurement is based on the presumption that the transaction to sell the asset or transfer the liability takes place either:

- In the principal market for the asset or liability, or
- In the absence of a principal market, in the most advantageous market for the asset or liability

The principal or the most advantageous market must be accessible to by the Group.

The fair value of an asset or a liability is measured using the assumptions that market participants would use when pricing the asset or liability, assuming that market participants act in their economic best interest.

A fair value measurement of a nonfinancial asset takes into account a market participant's ability to generate economic benefits by using the asset in its highest and best use or by selling it to another market participant that would use the asset in its highest and best use.

The Group uses valuation techniques that are appropriate in the circumstances and for which sufficient data are available to measure fair value, maximizing the use of relevant observable inputs and minimizing the use of unobservable inputs.

All assets and liabilities for which fair value is measured or disclosed in the consolidated financial statements are categorized within the fair value hierarchy, described as follows, based on the lowest level input that is significant to the fair value measurement as a whole:

- Level 1 - Quoted (unadjusted) market prices in active markets for identical assets or liabilities
- Level 2 - Valuation techniques for which the lowest level input that is significant to the fair value measurement is directly or indirectly observable
- Level 3 - Valuation techniques for which the lowest level input that is significant to the fair value measurement is unobservable

For assets and liabilities that are recognized in the consolidated financial statements on a recurring basis, the Group determines whether transfers have occurred between Levels in the hierarchy by reassessing categorization (based on the lowest level input that is significant to the fair value measurement as a whole) at the end of each reporting date.

Where the fair values of financial assets and financial liabilities recorded in the consolidated statement of financial position cannot be derived from active markets, they are determined using internal valuation techniques using generally accepted market valuation models. The inputs to these models are taken from observable markets where possible, but where this is not feasible, estimates are used in establishing fair values. These estimates may include considerations of liquidity and model inputs such as correlation and volatility for longer dated derivatives.



Deferred Financing Costs

Deferred financing costs represent debt issue costs arising from the fees incurred to obtain project financing. This is included in the initial measurement of the related debt. The deferred financing costs are treated as a discount on the related debt and are amortized using the effective interest rate (EIR) method over the term of the related debt.

Recognition and Measurement of Financial Instruments (Effective January 1, 2018)

A financial instrument is any contract that gives rise to a financial asset of one entity and a financial liability or equity instrument of another entity.

Financial assets

Initial recognition and measurement

Financial assets are classified, at initial recognition, as subsequently measured at amortized cost, fair value through OCI and FVPL.

The classification of financial assets at initial recognition that are debt instruments depends on the financial asset's contractual cash flow characteristics and the Group's business model for managing them. With the exception of trade receivables that do not contain a significant financing component or for which the Group has applied the practical expedient, the Group initially measures a financial asset at its fair value plus, in the case of a financial asset not at FVPL, transaction costs. Trade receivables that do not contain a significant financing component or for which the Group has applied the practical expedient for contracts that have a maturity of one year or less, are measured at the transaction price determined under PFRS 15 (refer to the accounting policies in *Revenue from contracts with customers*).

In order for a financial asset to be classified and measured at amortized cost or fair value through OCI, it needs to give rise to cash flows that are 'solely payments of principal and interest (SPPI)' on the principal amount outstanding. This assessment is referred to as the SPPI test and is performed at an instrument level.

The Group's business model for managing financial assets refers to how it manages its financial assets in order to generate cash flows. The business model determines whether cash flows will result from collecting contractual cash flows, selling the financial assets, or both.

Purchases or sales of financial assets that require delivery of assets within a time frame established by regulation or convention in the market place (regular way trades) are recognized on the trade date, i.e., the date that the Group commits to purchase or sell the asset.

As of December 31, 2018, the Group's financial assets comprise of financial assets at amortized cost and financial assets at FVTPL.

Subsequent measurement

For purposes of subsequent measurement, financial assets are classified in four categories:

- Financial assets at amortized cost (debt instruments)
- Financial assets at fair value through OCI with recycling of cumulative gains and losses (debt instruments)
- Financial assets designated at fair value through OCI with no recycling of cumulative gains and losses upon derecognition (equity instruments)
- Financial assets at FVPL



Financial assets at amortized cost (debt instruments)

This category is the most relevant to the Group. The Group measures financial assets at amortized cost if both of the following conditions are met:

- the asset is held within a business model with the objective to hold financial assets in order to collect contractual cash flows; and,
- the contractual terms of the financial asset give rise on specified dates to cash flows that are SPPI on the principal amount outstanding.

Financial assets at amortized cost are subsequently measured using the EIR method and are subject to impairment. Gains and losses are recognized in profit or loss when the asset is derecognized, modified or impaired.

The Group's financial assets at amortized cost includes cash and cash equivalents, receivables and environmental guarantee fund presented under other noncurrent assets.

Financial assets at fair value through OCI (debt instruments)

The Group measures debt instruments at fair value through OCI if both of the following conditions are met:

- (a) The financial asset is held within a business model with the objective of both holding to collect contractual cash flows and;
- (b) Selling and the contractual terms of the financial asset give rise on specified dates to cash flows that are solely payments of principal and interest on the principal amount outstanding

For debt instruments at fair value through OCI, interest income, foreign exchange revaluation and impairment losses or reversals are recognized in the consolidated statements of comprehensive income and computed in the same manner as for financial assets measured at amortized cost. The remaining fair value changes are recognized in OCI. Upon derecognition, the cumulative fair value change recognized in OCI is recycled to profit or loss.

The Group has no debt instruments at fair value through OCI.

Financial assets designated at fair value through OCI (equity instruments)

Upon initial recognition, the Group can elect to classify irrevocably its equity investments as equity instruments designated at fair value through OCI when they meet the definition of equity under PAS 32, *Financial Instruments: Presentation* and are not held for trading. The classification is determined on an instrument-by-instrument basis.

Gains and losses on these financial assets are never recycled to profit or loss. Dividends are recognized as other income in the consolidated statement of comprehensive income when the right of payment has been established, except when the Group benefits from such proceeds as a recovery of part of the cost of the financial asset, in which case, such gains are recorded in OCI. Equity instruments designated at fair value through OCI are not subject to impairment assessment.

Financial assets at FVPL

Financial assets at FVPL include financial assets held for trading, financial assets designated upon initial recognition at fair value through profit or loss, or financial assets mandatorily required to be measured at fair value. Financial assets are classified as held for trading if they are acquired for the purpose of selling or repurchasing in the near term. Derivatives, including separated embedded derivatives, are also classified as held for trading unless they are designated as effective hedging instruments. Financial assets with cash flows that are not SPPI are classified and measured at FVPL, irrespective of the business model. Notwithstanding the criteria for debt instruments to be classified at



amortized cost or at fair value through OCI, as described above, debt instruments may be designated at FVPL on initial recognition if doing so eliminates, or significantly reduces, an accounting mismatch.

Financial assets at FVPL are carried in the consolidated statement of financial position at fair value with net changes in fair value recognized in profit or loss.

This category includes derivatives arising from contracts for differences entered with a third party as disclosed in Note 6 to consolidated financial statements and is included under 'Other current and noncurrent assets' in the consolidated statement of financial position.

A derivative embedded in a hybrid contract, with a financial liability or nonfinancial host, is separated from the host and accounted for as a separate derivative if: the economic characteristics and risks are not closely related to the host; a separate instrument with the same terms as the embedded derivative would meet the definition of a derivative; and the hybrid contract is not measured at fair value through profit or loss. Embedded derivatives are measured at fair value with changes in fair value recognized in profit or loss. Reassessment only occurs if there is either a change in the terms of the contract that significantly modifies the cash flows that would otherwise be required or a reclassification of a financial asset out of the FVPL category.

A derivative embedded within a hybrid contract containing a financial asset host is not accounted for separately. The financial asset host together with the embedded derivative is required to be classified in its entirety as a financial asset at FVPL.

Derecognition

A financial asset (or, where applicable, a part of a financial asset or part of a group of similar financial assets) is primarily derecognized (i.e., removed from the consolidated statement of financial position) when:

- the rights to receive cash flows from the asset have expired, or,
- the Group has transferred its rights to receive cash flows from the asset or has assumed an obligation to pay the received cash flows in full without material delay to a third party under a 'pass-through' arrangement; and either (a) the Group has transferred substantially all the risks and rewards of the asset, or (b) the Group has neither transferred nor retained substantially all the risks and rewards of the asset, but has transferred control of the asset.

When the Group has transferred its rights to receive cash flows from an asset or has entered into a pass-through arrangement, it evaluates if, and to what extent, it has retained the risks and rewards of ownership. When it has neither transferred nor retained substantially all of the risks and rewards of the asset, nor transferred control of the asset, the Group continues to recognize the transferred asset to the extent of its continuing involvement. In that case, the Group also recognized an associated liability. The transferred asset and the associated liability are measured on a basis that reflects the rights and obligations that the Group has retained.

Continuing involvement that takes the form of a guarantee over the transferred asset is measured at the lower of the original carrying amount of the asset and the maximum amount of consideration that the Group could be required to repay.

Impairment of financial assets

The Group recognizes an allowance for ECLs for all debt instruments not held at FVPL. ECLs are based on the difference between the contractual cash flows due in accordance with the contract and all the cash flows that the Group expects to receive, discounted at an approximation of the original



EIR. The expected cash flows will include cash flows from the sale of collateral held or other credit enhancements that are integral to the contractual terms.

ECLs are recognized in two stages. For credit exposures for which there has not been a significant increase in credit risk since initial recognition, ECLs are provided for credit losses that result from default events that are possible within the next 12-months (a 12-month ECL). For those credit exposures for which there has been a significant increase in credit risk since initial recognition, a loss allowance is required for credit losses expected over the remaining life of the exposure, irrespective of the timing of the default (a lifetime ECL).

For trade receivables, the Group applies a simplified approach in calculating ECLs. Therefore, the Group does not track changes in credit risk, but instead recognizes a loss allowance based on lifetime ECLs at each reporting date. The Group has established a provision matrix that is based on its historical credit loss experience, adjusted for forward-looking factors specific to the debtors and the economic environment.

The Group considers a financial asset in default when contractual payments are 30 days past due. However, in certain cases, the Group may also consider a financial asset to be in default when internal or external information indicates that the Group is unlikely to receive the outstanding contractual amounts in full before taking into account any credit enhancements held by the Group. A financial asset is written off when there is no reasonable expectation of recovering the contractual cash flows.

Financial liabilities

Initial recognition and measurement

Financial liabilities are classified, at initial recognition, as financial liabilities at FVPL, loans and borrowings, payables, or as derivatives designated as hedging instruments in an effective hedge, as appropriate.

All financial liabilities are recognized initially at fair value and, in the case of loans and borrowings and payables, net of directly attributable transaction costs.

The Group's financial liabilities are trade and other payables (except statutory payables), short-term loans and long-term debt.

Subsequent measurement

The measurement of financial liabilities depends on their classification, as described below:

Financial liabilities at FVPL

Financial liabilities at FVPL include financial liabilities held for trading and financial liabilities designated upon initial recognition as at FVPL.

Financial liabilities are classified as held for trading if they are incurred for the purpose of repurchasing in the near term. This category also includes derivative financial instruments entered into by the Group that are not designated as hedging instruments in hedge relationships as defined by PFRS 9. Separated embedded derivatives are also classified as held for trading unless they are designated as effective hedging instruments.

Gains or losses on liabilities held for trading are recognized in the consolidated statement of comprehensive income.



Financial liabilities designated upon initial recognition at fair value through profit or loss are designated at the initial date of recognition, and only if the criteria in PFRS 9 are satisfied. The Group has not designated any financial liability as at FVPL.

Loans and borrowings (Financial liabilities at amortized cost)

This is the category most relevant to the Group. After initial recognition, interest-bearing loans and borrowings are subsequently measured at amortized cost using the EIR method. Gains and losses are recognized in profit or loss when the liabilities are derecognized as well as through the EIR amortization process.

Amortized cost is calculated by taking into account any discount or premium on acquisition and fees or costs that are an integral part of the EIR. The EIR amortization is included as finance costs in consolidated comprehensive income.

This category generally applies to trade and other payables, short-term loans and long-term debt.

Derecognition

A financial liability is derecognized when the obligation under the liability is discharged or cancelled or expires. When an existing financial liability is replaced by another from the same lender on substantially different terms, or the terms of an existing liability are substantially modified, such an exchange or modification is treated as the derecognition of the original liability and the recognition of a new liability. The difference in the respective carrying amounts is recognized in the Group's consolidated statement of income.

Offsetting of financial instruments

Financial assets and financial liabilities are offset and the net amount is reported in the consolidated statement of financial position if there is a currently enforceable legal right to offset the recognized amounts and there is an intention to settle on a net basis, to realize the assets and settle the liabilities simultaneously.

Recognition and Measurement of Financial Instruments (Prior to Adoption of PFRS 9)

Financial Assets and Financial Liabilities

Date of recognition

The Group recognizes a financial asset or a financial liability on the consolidated statement of financial position when it becomes a party to the contractual provisions of the instrument. Purchases or sales of financial assets that require delivery of assets within the time frame established by regulation or convention in the marketplace are recognized on the settlement date.

Initial recognition of financial instruments

Financial assets and financial liabilities are recognized initially at fair value. Transaction costs are included in the initial measurement of all financial assets and financial liabilities, except for financial instruments measured at FVPL. Financial assets in the scope of PAS 39, *Financial Instruments: Recognition and Measurement*, are classified as either financial assets at FVPL, loans and receivables, held-to-maturity (HTM) financial assets, or available-for-sale (AFS) financial assets, as appropriate.

Financial liabilities are classified as either financial liabilities at FVPL or other financial liabilities.

The Group's financial assets and financial liabilities are of the nature of loans and receivables, financial assets at FVPL, and other financial liabilities.



Financial instruments are classified as liabilities or equity in accordance with the substance of the contractual arrangement. Interest, dividends, gains and losses relating to a financial instrument or a component that is a financial liability, are reported as expense or income. Distributions to holders of financial instruments classified as equity are charged directly to equity, net of any related income tax benefits.

'Day 1' difference

For transactions other than those related to customers' guaranty and other deposits, where the transaction price in a non-active market is different to the fair value from other observable current market transactions in the same instrument or based on a valuation technique whose variables include only data from observable market, the Group recognizes the difference between the transaction price and fair value (a 'Day 1' difference) in the consolidated statement of comprehensive income unless it qualifies for recognition as some other type of asset. In cases where the valuation technique used is made of data which is not observable, the difference between the transaction price and model value is only recognized in the consolidated statement of comprehensive income when the inputs become observable or when the instrument is derecognized. For each transaction, the Group determines the appropriate method of recognizing the 'Day 1' difference amount.

Loans and receivables

Loans and receivables are financial assets with fixed or determinable payments and fixed maturities that are not quoted in an active market. These are not entered into with the intention of immediate or short-term resale and are not designated as AFS financial assets or financial assets at FVPL. These are included in current assets if maturity is within 12 months from reporting date otherwise, these are classified as noncurrent assets. This accounting policy relates to the consolidated statement of financial position accounts 'Cash and cash equivalents', 'Receivables', and 'Environmental guarantee fund' under other noncurrent assets.

After initial measurement, the loans and receivables are subsequently measured at amortized cost using the EIR method, less allowance for impairment. Amortized cost is calculated by taking into account any discount or premium on acquisition and fees that are an integral part of the EIR and transaction costs. The amortization is included in 'Finance income' in the consolidated statement of comprehensive income.

Gains and losses are recognized in the consolidated statement of comprehensive income when the financial assets at fair value at through profit or loss, loans and receivables are derecognized or impaired as well as through amortization process.

Financial assets at FVPL

Financial assets at FVPL include financial assets held for trading and financial assets designated upon initial recognition at fair value through profit or loss. Financial assets are classified as held for trading, if they are acquired for the purpose of selling or repurchasing in the near term. Derivatives, including separated embedded derivatives, are also classified as held for trading unless they are designated as effective hedging instruments as defined by PAS 39. The Group has not designated any financial assets at FVPL. Financial assets at FVPL are carried in the consolidated statement of financial position at fair value with net changes in fair value presented as 'Gain on financial assets at FVPL' under 'Other income' in the consolidated statement of comprehensive income.

Derivatives embedded in host contracts are accounted for as separate derivatives and recorded at fair value if their economic characteristics and risks are not closely related to those of the host contracts and the host contracts are not held for trading or designated at fair value through profit or loss. These embedded derivatives are measured at fair value with changes in FVPL. Reassessment only occurs if



there is either a change in the terms of the contract that significantly modifies the cash flows that would otherwise be required or a reclassification of a financial asset out of the FVPL category.

Financial assets at FVPL relates to derivatives arising from contracts for differences entered with a third party as disclosed in Note 6 to consolidated financial statements and is included under 'Other current and noncurrent assets' in the consolidated statement of financial position.

Other financial liabilities

Other financial liabilities pertain to issued financial instruments that are not classified or designated as financial liabilities at FVPL and contain contractual obligations to deliver cash or other financial assets to the holder or to settle the obligation other than the exchange of a fixed amount of cash or another financial asset for a fixed number of own equity shares.

Other financial liabilities include trade and other payables, short-term loans and long-term debt. All loans and borrowings are initially recognized at the fair value of the consideration received less directly attributable transaction costs.

After initial recognition, trade and other payables (except for output VAT payable), short-term loans and long-term debts are subsequently measured at amortized cost using the EIR method. Gains or losses are recognized in consolidated statement of comprehensive income when liabilities are derecognized, as well as through the amortization process. Any effects of restatement of foreign currency-denominated liabilities are recognized under the 'Foreign exchange losses (gains)' in consolidated statement of comprehensive income.

Impairment of Financial Assets

The Group assesses at each reporting date whether there is objective evidence that a financial asset or group of financial assets is impaired. A financial asset or a group of financial assets is deemed to be impaired if, and only if, there is objective evidence of impairment as a result of one or more events that has occurred after the initial recognition of the asset (an incurred 'loss event') and that loss event (or events) has an impact on the estimated future cash flows of the financial asset or the group of financial assets that can be reliably estimated.

Evidence of impairment may include indications that the borrower or a group of borrowers is experiencing significant financial difficulty, default or delinquency in interest or principal payments, the probability that they will enter bankruptcy or other financial reorganization and where observable data indicate that there is measurable decrease in the estimated future cash flows, such as changes in arrears or economic conditions that correlate with defaults.

Loans and receivables

For loans and receivables carried at amortized cost, the Group first assesses whether objective evidence of impairment exists individually for financial assets that are individually significant, or collectively for financial assets that are not individually significant. If the Group determines that no objective evidence of impairment exists for individually assessed financial asset, whether significant or not, it includes the asset in a group of financial assets with similar credit risk characteristics and collectively assessed for impairment. Those characteristics are relevant to the estimation of future cash flows for groups of such assets by being indicative of the debtors' ability to pay all amounts due according to the contractual terms of the assets being evaluated. Assets that are individually assessed for impairment and for which an impairment loss is, or continues to be, recognized are not included in a collective assessment for impairment.



For the purpose of a collective evaluation of impairment, financial assets are grouped on the basis of such credit risk characteristics as industry, customer type, customer location, past-due status and term. Future cash flows in a group of financial assets that are collectively evaluated for impairment are estimated on the basis of historical loss experience for assets with credit risk characteristics similar to those in the group. Historical loss experience is adjusted on the basis of current observable data to reflect the effects of current conditions that did not affect the period on which the historical loss experience is based and to remove the effects of conditions in the historical period that do not exist currently. The methodology and assumptions used for estimating future cash flows are reviewed regularly by the Group to reduce any differences between loss estimates and actual loss experience.

In relation to trade receivables, a provision for impairment is made when there is objective evidence (such as the probability of insolvency or significant financial difficulties of the debtor) that the Group will not be able to collect all of the amounts due under the original terms of the invoice.

If there is objective evidence that an impairment loss has been incurred, the amount of the loss is measured as the difference between the asset's carrying amount and the present value of the estimated future cash flows (excluding future credit losses that have not been incurred) discounted at the financial assets' original EIR (i.e., the EIR computed at initial recognition). If a loan has a variable interest rate, the discount rate for measuring any impairment loss is the current EIR.

The carrying amount of the asset is reduced through use of an allowance account and the amount of loss is charged to the consolidated statement of comprehensive income during the period in which it arises. Interest income continues to be recognized based on the original EIR of the asset. Receivables, together with the associated allowance accounts, are written off when there is no realistic prospect of future recovery has been realized and all collateral has been realized or has been transferred to the Group.

If, in a subsequent year, the amount of the estimated impairment loss decreases because of an event occurring after the impairment was recognized, the previously recognized impairment loss is reversed. Any subsequent reversal of an impairment loss is recognized in consolidated statement of comprehensive income, to the extent that the carrying value of the asset does not exceed its amortized cost at the reversal date.

Derecognition of Financial Instruments

Financial assets

A financial asset (or, where applicable, a part of a financial asset or part of a group of similar financial assets) is primarily derecognized (i.e., removed from the Group's consolidated statement of financial position) when:

- the rights to receive cash flows from the asset have expired, or
- the Group has transferred its rights to receive cash flows from the asset or has assumed an obligation to pay the received cash flows in full without material delay to a third party under a 'pass-through' arrangement; and either (a) the Group has transferred substantially all the risks and rewards of the asset, or (b) the Group has neither transferred nor retained substantially all the risks and rewards of the asset, but has transferred control of the asset.

When the Group has transferred its rights to receive cash flows from an asset or has entered into a pass-through arrangement, it evaluates if and to what extent it has retained the risks and rewards of ownership. When it has neither transferred nor retained substantially all of the risks and rewards of the asset, nor transferred control of the asset, the Group continues to recognize the transferred asset to the extent of the Group's continuing involvement. In that case, the Group also recognizes an



associated liability. The transferred asset and the associated liability are measured on a basis that reflects the rights and obligations that the Group has retained.

Financial liabilities

A financial liability is derecognized when the obligation under the liability is discharged or cancelled or has expired.

When an existing financial liability is replaced by another from the same lender on substantially different terms, or the terms of an existing liability are substantially modified, such an exchange or modification is treated as a derecognition of the original liability and the recognition of a new liability, and the difference in the respective carrying amounts is recognized in the consolidated statement of comprehensive income.

Offsetting of Financial Instruments

Financial assets and financial liabilities are offset and the net amount is reported in the consolidated statement of financial position if there is a currently enforceable legal right to set off the recognized amounts and there is intention to settle on a net basis, or to realize the asset and settle the liability simultaneously. The Group assesses that it has a currently enforceable right to offset if the right is not contingent on a future event, and is legally enforceable in the normal course of business, event of default, and event of insolvency or bankruptcy of the Group and all of the counterparties.

Inventories

Inventories are valued at the lower of cost and net realizable value (NRV). NRV is the estimated selling price in the ordinary course of business, less estimated costs necessary to make the sale for coal inventory or replacement cost for spare parts and supplies. Cost is determined using the weighted average production cost method for coal inventory and the moving average method for spare parts and supplies.

The cost of extracted coal includes stripping costs and other mine-related costs incurred during the period and allocated on per metric ton basis by dividing the total production cost with total volume of coal produced. Except for shiploading cost, which is a period cost, all other production related costs are charged to production cost. Spare parts and supplies are usually carried as inventories and are recognized in the consolidated statement of comprehensive income when consumed.

Inventories transferred to property, plant and equipment are used as a component of self-constructed property, plant and equipment and are recognized as expense during useful life of that asset. Transfers of inventories to property, plant and equipment do not change the carrying amount of the inventories.

Exploration and Evaluation Asset

Exploration and evaluation activity involves the search for mineral resources, the determination of technical feasibility and the assessment of commercial viability of an identified resource.

Exploration and evaluation activity includes:

- Researching and analyzing historical exploration data
- Gathering exploration data through geophysical studies
- Exploratory drilling and sampling
- Determining and examining the volume and grade of the resource
- Surveying transportation and infrastructure requirements
- Conducting market and finance studies



License costs paid in connection with a right to explore in an existing exploration area are capitalized and amortized over the term of the permit. Once the legal right to explore has been acquired, exploration and evaluation expenditure is charged to consolidated statement of comprehensive income as incurred, unless the Group's management concludes that a future economic benefit is more likely than not to be realized. These costs include materials and fuel used, surveying costs, drilling costs and payments made to contractors.

In evaluating whether the expenditures meet the criteria to be capitalized, several different sources of information are used. The information that is used to determine the probability of future benefits depends on the extent of exploration and evaluation that has been performed.

Expenditure is transferred from 'Exploration and evaluation asset' to 'Mine properties, mining tools and other equipment' which is included under 'Property, plant and equipment' once the work completed to date supports the future development of the property and such development receives appropriate approvals.

After transfer of the exploration and evaluation asset, all subsequent expenditure on the construction, installation or completion of infrastructure facilities is capitalized in 'Mine properties, mining tools and other equipment'.

Stripping Costs

As part of its mining operations, the Group incurs stripping (waste removal) costs both during the development phase and production phase of its operations. Stripping costs incurred in the development phase of a mine, before the production phase commences (development stripping), are capitalized as part of the cost of mine properties and subsequently amortized over its useful life using the units-of-production method over the mine life. The capitalization of development stripping costs ceases when the mine/component is commissioned and ready for use as intended by management.

After the commencement of production further development of the mine may require a phase of unusually high stripping that is similar in nature to development phase stripping. The costs of such stripping are accounted for in the same way as development stripping (as discussed above). Stripping costs incurred during the production phase are generally considered to create two benefits, being either the production of inventory or improved access to the coal body to be mined in the future. Where the benefits are realized in the form of inventory produced in the period, the production stripping costs are accounted for as part of the cost of producing those inventories. Where the benefits are realized in the form of improved access to ore to be mined in the future, the costs are recognized as a noncurrent asset, referred to as a stripping activity asset, if the following criteria are met:

- Future economic benefits (being improved access to the coal body) are probable;
- The component of the coal body for which access will be improved can be accurately identified; and,
- The costs associated with the improved access can be reliably measured.

If all of the criteria are not met, the production stripping costs are charged to the consolidated statement of comprehensive income as operating costs as they are incurred.

In identifying components of the coal body, the Group works closely with the mining operations department for each mining operation to analyze each of the mine plans. Generally, a component will be a subset of the total coal body, and a mine may have several components. The mine plans, and therefore the identification of components, can vary between mines for a number of reasons. These



include, but are not limited to: the type of commodity, the geological characteristics of the coal body, the geographical location, and/or financial considerations.

The stripping activity asset is initially measured at cost, which is the accumulation of costs directly incurred to perform the stripping activity that improves access to the identified component of coal body, plus an allocation of directly attributable overhead costs. If incidental operations are occurring at the same time as the production stripping activity, but are not necessary for the production stripping activity to continue as planned, these costs are not included in the cost of the stripping activity asset. If the costs of the inventory produced and the stripping activity asset are not separately identifiable, a relevant production measure is used to allocate the production stripping costs between the inventory produced and the stripping activity asset. This production measure is calculated for the identified component of the coal body and is used as a benchmark to identify the extent to which the additional activity of creating a future benefit has taken place.

The stripping activity asset is accounted for as an addition to, or an enhancement of, an existing asset, being the mine asset, and is included as part of 'Mine properties, mining tools and other equipment' under 'Property, plant and equipment' in the consolidated statement of financial position. This forms part of the total investment in the relevant cash generating unit, which is reviewed for impairment if events or changes of circumstances indicate that the carrying value may not be recoverable.

The stripping activity asset is subsequently depreciated using the units-of-production method over the life of the identified component of the coal body that became more accessible as a result of the stripping activity. Economically recoverable reserves, which comprise proven and probable reserves, are used to determine the expected useful life of the identified component of the coal body. The stripping activity asset is then carried at cost less amortization and any impairment losses.

Mineable Ore Reserves

Mineable ore reserves are estimates of the amount of coal that can be economically and legally extracted from the Group's mining properties. The Group estimates its mineable ore reserves based on information compiled by appropriately qualified persons relating to the geological data on the size, depth and shape of the coal body, and require complex geological judgments to interpret the data. The estimate on the mineable ore reserve are determined based on the information obtained from activities such as drilling, core logging or geophysical logging, coal sampling, sample database encoding, coal seam correlation and geological modelling. The Group will then estimate the recoverable reserves based upon factors such as estimates of commodity prices, future capital requirements, foreign currency exchange rates, and production costs along with geological assumptions and judgments made in estimating the size and grade of the coal body. Changes in the reserve or resource estimates may impact the amortization of mine properties included as part of 'Mine properties, mining tools and other equipment' under 'Property, plant and equipment'.

Property, Plant and Equipment

Upon completion of exploration, evaluation and development of the mine, the capitalized assets are transferred into property, plant and equipment. Items of property, plant and equipment except land, equipment in transit and construction in progress are carried at cost less accumulated depreciation and any impairment in value.

The initial cost of property, plant and equipment also comprises its purchase price or construction cost, including non-refundable import duties, taxes, borrowing costs and any directly attributable costs of bringing the asset to its working condition and location for its intended use. Expenditures incurred after the fixed assets have been put into operation, such as repairs and maintenance and overhaul costs, are normally charged to operations in the year when the costs are incurred. In situations where it can be clearly demonstrated that the expenditures have resulted in an increase in



the future economic benefits expected to be obtained from the use of an item of property, plant and equipment beyond its originally assessed standard of performance, and the costs of these items can be measured reliably, the expenditures are capitalized as an additional cost of the property, plant and equipment. The present value of the expected cost for the decommissioning of the asset after its use is included in the cost of the respective asset if the recognition criteria for a provision are met.

Equipment in transit and construction in progress, included in property, plant and equipment, are stated at cost. Construction in progress includes the cost of the construction of property, plant and equipment and, for qualifying assets, borrowing cost. Equipment in transit includes the acquisition cost of mining equipment and other direct costs.

Mine properties consists of stripping activity asset and expenditures transferred from 'Exploration and evaluation asset' once the work completed supports the future development of the property. Mine properties are depreciated or amortized on a units-of-production basis over the economically mineable reserves of the mine concerned. Mine properties are included as part of 'Mine properties, mining tools and other equipment' under 'Property, plant and equipment' in the consolidated statement of financial position.

Each part of an item of property, plant and equipment with a cost that is significant in relation to the total cost of the item is depreciated separately.

Depreciation of property, plant and equipment commences once the assets are put into operational use.

Depreciation of property, plant and equipment are computed on a straight-line basis over the estimated useful lives (EUL) of the respective assets or over the remaining life of the mine, whichever is shorter, as follows:

	Years
Mining tools and other equipment	2 to 3
Power plant and buildings	10 to 25
Roads and bridges	17

The EUL and depreciation method are reviewed periodically to ensure that the period and method of depreciation are consistent with the expected pattern of economic benefits from items of property, plant and equipment.

Land is stated at historical cost less any accumulated impairment losses. Historical cost includes the purchase price and directly attributable costs.

An item of property, plant and equipment is derecognized upon disposal or when no future economic benefits are expected to arise from the continued use of the asset. When assets are retired, or otherwise disposed of, the cost and the related accumulated depreciation are removed from the accounts. Any gain or loss arising from derecognition of the asset (calculated as the difference between the net disposal proceeds and the carrying amount of the item) is included in the consolidated statement of comprehensive income in the year the item is derecognized.

Intangible Assets

Intangible assets acquired separately are measured on initial recognition at cost. The cost of intangible assets acquired in a business combination is their fair value at the date of acquisition.



Following initial recognition, intangible assets are carried at cost less any accumulated amortization and accumulated impairment losses. Internally generated intangibles, excluding capitalized development costs, are not capitalized and the related expenditure is reflected in the consolidated statement of comprehensive income in the period in which the expenditure is incurred.

The useful lives of intangible assets are assessed as either finite or indefinite. Intangible assets with finite lives are amortized over the useful economic life and assessed for impairment whenever there is an indication that the intangible asset may be impaired. The amortization period and the amortization method for an intangible asset with a finite useful life are reviewed at least at the end of each reporting date. Changes in the life or the expected pattern of consumption of future economic benefits embodied in the asset are considered to modify the amortization period or method, as appropriate, and are treated as changes in accounting estimates. The amortization expense on intangible assets with finite lives is recognized in the consolidated statement of comprehensive income as the expense category that is consistent with the function of the intangible assets.

Intangible assets with indefinite useful lives are not amortized, but are tested for impairment annually, either individually or at the cash-generating unit level. The assessment of indefinite life is reviewed annually to determine whether the indefinite life continues to be supportable.

If not, the change in useful life from indefinite to finite is made on a prospective basis.

Gains or losses arising from derecognition of an intangible asset are measured as the difference between the net disposal proceeds and the carrying amount of the asset and are recognized in the consolidated statement of comprehensive income when the asset is derecognized.

Research and development costs

Research costs are expensed as incurred. Development expenditures on an individual project are recognized as an intangible asset when the Group can demonstrate:

- The technical feasibility of completing the intangible asset so that the asset will be available for use or sale
- Its intention to complete and its ability to use or sell the asset
- How the asset will generate future economic benefits
- The availability of resources to complete the asset
- The ability to measure reliably the expenditure during development
- The ability to use the intangible asset generated

Following initial recognition of the development expenditure as an asset, the asset is carried at cost less any accumulated amortization and accumulated impairment losses. Amortization of the asset begins when development is complete and the asset is available for use. It is amortized over the period of expected future benefit. Amortization is recorded in cost of sales of the consolidated statement of income. During the period of development, the asset is tested for impairment annually.

Input Value-Added Taxes (VAT)

Input tax represents VAT imposed on the Group by its suppliers and contractors for the acquisition of goods and services required under Philippine taxation laws and regulations. Input VAT is applied against output VAT. The balance, net of the related allowance, is recoverable in future periods. The input tax can also be recovered as tax credit under certain circumstances against future income tax liability of the Group upon approval of the BIR and/or Bureau of Customs. Input tax is stated at its estimated net realizable values. A valuation allowance is provided for any portion of the input tax that cannot be claimed against output tax or recovered as tax credit against future income tax liability.



Input tax is recorded under current and noncurrent assets in the consolidated statement of financial position.

For its VAT-registered activities, when VAT from sales of goods and/or services (output VAT) exceeds VAT passed on from purchases of goods or services (input VAT), the excess is recognized as payable in the consolidated statement of financial position. When VAT passed on from purchases of goods or services (input VAT) exceeds VAT from sales of goods and/or services (output VAT), the excess is recognized as an asset in the consolidated statement of financial position up to the extent of the recoverable amount.

For its non-VAT registered activities, the amount of VAT passed on from its purchases of goods or service is recognized as part of the cost of goods/asset acquired or as part of the expense item, as applicable.

Investment in Joint Venture

A joint venture is a type of joint arrangement whereby the parties that have joint control of the arrangement have rights to the net assets of the joint venture. Joint control is the contractually agreed sharing of control of an arrangement, which exists only when decisions about the relevant activities require unanimous consent of the parties sharing control.

The considerations made in determining joint control are similar to those necessary to determine control over subsidiaries. The Group's investment in joint venture is accounted for using the equity method.

Under the equity method, the investment in joint venture is initially recognized at cost. The carrying amount of the investment is adjusted to recognize changes in the Group's share of net assets of joint venture since the acquisition date. Goodwill relating to the joint venture is included in the carrying amount of the investment and is neither amortized and is not tested for impairment individually.

Other Assets

Other assets pertain to all other resources controlled by the Group as a result of past events and from which future economic benefits are probable to flow to the Group.

Impairment of Nonfinancial Assets

The Group assesses at each reporting date whether there is an indication that its nonfinancial assets (investment in joint venture, intangible asset, input VAT, and property, plant and equipment) may be impaired. If any such indication exists, or when an annual impairment testing for an asset is required, the Group makes an estimate of the asset's recoverable amount.

Investment in joint venture

The Group determines at each reporting date whether there is any objective evidence that the investment in joint venture is impaired. If this is the case, the Group calculates the amount of impairment as being the difference between the recoverable amount (i. e. higher between fair value less cost to sell and value in use) and the carrying value of the investee company and recognizes the difference in the consolidated statement of comprehensive income.

Property, plant and equipment

An asset's recoverable amount is the higher of an asset's or cash generating unit's fair value less cost to sell and its value in use and is determined for an individual asset, unless the asset does not generate cash inflows that largely independent of those from other assets or group of assets. Where the carrying amount of an asset exceeds its recoverable amount, the asset is considered impaired and is written down to its recoverable amount. In assessing value in use, the estimated future cash flows are



discounted to their present value using a pre-tax discount rate that reflects current market assessments of the time value of money and the risks specific to the asset. In determining fair value less costs to sell, an appropriate valuation model is used. These calculations are corroborated by valuation multiples or other available fair value indicators.

Impairment losses are recognized in the consolidated statement of comprehensive income in those expense categories consistent with the function of the impaired asset.

An assessment is made at each reporting date as to whether there is any indication that previously recognized impairment losses may no longer exist or may have decreased. If any such indication exists, the recoverable amount is estimated. A previously recognized impairment loss is reversed only if there has been a change in the estimates used to determine the asset's recoverable amount since the last impairment loss was recognized. If such is the case, the carrying amount of the asset is increased to its recoverable amount. That increased amount cannot exceed the carrying amount that would have been determined, net of depreciation or amortization, had no impairment loss been recognized for the asset in prior years.

For property, plant and equipment, reversal is recognized in the consolidated statement of comprehensive income, unless the asset is carried at revalued amount, in which case, the reversal is treated as a revaluation increase. After such reversal, the depreciation charge is adjusted in future periods to allocate the asset's revised carrying amount, less any residual value, on a systematic basis over its remaining useful life.

Current and Noncurrent Classification

The Group presents assets and liabilities in consolidated statement of financial position based on current/noncurrent classification. An asset is current when it is:

- expected to be realized or intended to be sold or consumed in normal operating cycle;
- held primarily for the purpose of trading;
- expected to be realized within 12 months after reporting date; or
- cash or cash equivalent, unless restricted from being exchanged or used to settle a liability for at least 12 months after reporting date.

All other assets are classified as noncurrent.

A liability is current when:

- It is expected to be settled in the normal operating cycle;
- It is held primarily for the purpose of trading;
- It is due to be settled within 12 months after reporting date; or
- There is no unconditional right to defer the settlement of the liability for at least 12 months after reporting date.

The Group classifies all other liabilities as noncurrent.

Deferred tax assets and liabilities are classified as noncurrent.

Revenue Recognition (Effective January 1, 2018)

Revenue from Contracts with Customers

The Group primarily derives its revenue from the sale of coal and power. Revenue from contracts with customers is recognized when control of the goods or services is transferred to the customer at an amount that reflects the consideration to which the Group expects to be entitled in exchange for



those goods or services. The Group has generally concluded that it is acting as principal in all of its significant revenue arrangements since it is the primary obligor in these revenue arrangements.

The disclosures of significant accounting judgements, estimates and assumptions relating to revenue from contracts with customers are provided in Note 3.

Sale of coal

Revenue is recognized when control passes to the customer, which occurs at a point in time when the coal is physically transferred onto a vessel or other delivery mechanism. The revenue is measured at the amount to which the Group expects to be entitled, being the price expected to be received upon final billing, and a corresponding trade receivable is recognized.

Revenue from local and export coal sales are denominated in Philippine Peso and US Dollar (US\$), respectively.

Contract energy sales

Revenue from contract energy sales are derived from providing and selling electricity to customers of the generated and purchased electricity. The Group recognizes revenue from contract energy sales over time, using an output method measured principally on actual energy delivered each month.

Spot electricity sales

Revenue from spot electricity sales are derived from the sale to the spot market of excess generated electricity over the contracted energy using price determined by the spot market, also known as Wholesale Electricity Spot Market (WESM), the market where electricity is traded, as mandated by Republic Act (RA) No. 9136 of the Department of Energy (DOE). Revenue from spot electricity sales is recognized over time using an output method measured principally on actual excess generation delivered to WESM.

Under PFRS 15, the Group has concluded that revenue should be recognized over time since the customer simultaneously receives and consumes the benefits as the seller supplies power. In this case, any fixed capacity payments for the entire contract period is determined at contract inception and is recognized over time. The Group has concluded that revenue should be recognized over time and will continue to recognize revenue based on amounts billed.

The adoption of PFRS 15 has no impact to the consolidated balance sheets, statements of income, statements of comprehensive income and statements of cash flows.

Revenue Recognition (Prior to Adoption of PFRS 15)

Revenue is recognized to the extent that it is probable that the economic benefits will flow to the Group and the revenue can be reliably measured. Revenue is measured at the fair value of the consideration received or receivable, taking into account contractually defined terms of payment and excluding taxes or duty. The Group assesses its revenue arrangements against specific criteria in order to determine if it is acting as principal or agent. The Group has concluded that it is acting as principal in all of its significant revenue arrangements since it is the primary obligor in these revenue arrangements.

The following specific recognition criteria must also be met before revenue is recognized:



Sale of coal

Revenue from coal sales is recognized upon acceptance of the goods delivered when the significant risks and rewards of ownership of the goods have passed to the buyer and the amount of revenue can be measured reliably. Revenue from local and export coal sales are denominated in Philippine Peso and US\$, respectively.

Contract energy sales

Revenue from contract energy sales are derived from providing and selling electricity to customers of the generated and purchased electricity. Revenue is recognized based on the actual energy received or actual energy nominated by the customer, net of adjustments, as agreed upon between parties.

Spot electricity sales

Revenue from spot electricity sales are derived from the sale to the spot market of excess generated electricity over the contracted energy using price determined by the spot market, also known as WESM, the market where electricity is traded, as mandated by RA No. 9136 of the DOE. Revenue is recognized based on the actual excess generation delivered to the WESM.

Cost of Sales

Cost of coal

Cost of coal includes directly related production costs such as materials and supplies, fuel and lubricants, outside services, depreciation and amortization, provision for decommissioning and site rehabilitation, direct labor and other related production overhead. These costs are recognized when the related revenue is recognized.

Cost of power

Cost of power includes costs directly related to the production and sale of electricity such as cost of coal, coal handling expenses, bunker, lube, diesel, depreciation and other related production overhead costs. Cost of power are recognized at the time the related coal, bunker, lube and diesel inventories are consumed for the production of electricity. Cost of power also includes electricity purchased from the spot market and its related market fees. These costs are recognized when the Group receives the electricity and simultaneously sells to its customers.

Contract balances

Trade receivables

Trade receivables represent the Group's right to an amount of consideration that is unconditional (i.e., only the passage of time is required before payment of the consideration is due).

Contract fulfillment costs

The Group incurs shiploading costs for each coal delivery made under its contracts with customers. The Group has elected to apply the optional practical expedient for costs to fulfill a contract which allows the Group to immediately expense shiploading costs (presented as part of cost of sales under 'Hauling and shiploading costs') because the amortization period of the asset that the Group otherwise would have used is one (1) year or less.

Finance income

Finance income is recognized as it accrues (using the EIR method that is the rate that exactly discounts estimated future cash receipts through the expected life of the financial instrument to the net carrying amount of the financial assets).



Other income

Other income is recognized when receipts of economic benefits are virtually certain and comes in the form of inflows or enhancements of assets or decreases of liabilities that results in increases in equity, other than from those relating to contributions from equity participants.

Operating Expenses

Operating expenses are expenses that arise in the course of the ordinary operations of the Group. These usually take the form of an outflow or decrease of assets or incurrence of liabilities that result in decrease in equity, other than those relating to distribution to equity participants. Expenses are recognized in the consolidated statement of comprehensive income as incurred.

Borrowing Costs

Borrowing costs directly relating to the acquisition, construction or production of a qualifying capital project under construction are capitalized and added to the project cost during construction until such time the assets are considered substantially ready for their intended use i.e., when they are capable of commercial production. Where funds are borrowed specifically to finance a project, the amount capitalized represents the actual borrowing costs incurred. Where surplus funds are available for a short term, out of money borrowed specifically to finance a project, the income generated from the temporary investment of such amounts is also capitalized and deducted from the total capitalized borrowing cost. Where the funds used to finance a project form part of general borrowings, the amount capitalized is calculated using a weighted average of rates applicable to relevant general borrowings of the Group during the period.

All other borrowing costs are recognized in the consolidated statement of comprehensive income in the period in which they are incurred.

Pension Cost

The Group has a noncontributory defined benefit plan. The net defined benefit liability or asset is the aggregate of the present value of the defined benefit liability at the end of reporting date reduced by the fair value of plan assets (if any), adjusted for any effect of limiting a net defined benefit asset to the asset ceiling. The asset ceiling is the present value of any economic benefits available in the form of refunds from the plan or reductions in future contributions to the plan.

The cost of providing benefits under the defined benefit plan is actuarially determined using the projected unit credit method.

Defined benefit costs comprise the following:

- Service costs
- Net interest on the net defined benefit liability or asset
- Remeasurements of net defined benefit liability or asset

Service costs which include current service costs, past service costs and gains or losses on non-routine settlements are recognized as expense in consolidated statement of comprehensive income. Past service costs are recognized when plan amendment or curtailment occurs. These amounts are calculated periodically by an independent qualified actuary.

Net interest on the net defined benefit liability or asset is the change during the period in the net defined benefit liability or asset that arises from the passage of time which is determined by applying the discount rate based on government bonds to the net defined benefit liability or asset. Net interest



on the net defined benefit liability or asset is recognized as expense or income in the consolidated statement of comprehensive income.

Remeasurements comprising actuarial gains and losses, return on plan assets and any change in the effect of the asset ceiling (excluding net interest on defined benefit liability) are recognized immediately in OCI in the period in which they arise. Remeasurements are not reclassified to consolidated statement of comprehensive income in subsequent periods.

Plan assets are assets that are held by a long-term employee benefit fund or qualifying insurance policies. Plan assets are not available to the creditors of the Group, nor can they be paid directly to the Group. Fair value of plan assets is based on market price information. When no market price is available, the fair value of plan assets is estimated by discounting expected future cash flows using a discount rate that reflects both the risk associated with the plan assets and the maturity or expected disposal date of those assets (or, if they have no maturity, the expected period until the settlement of the related liabilities). If the fair value of the plan assets is higher than the present value of the defined benefit liability, the measurement of the resulting defined benefit asset is limited to the present value of economic benefits available in the form of refunds from the plan or reductions in future contributions to the plan.

The Group's right to be reimbursed of some or all of the expenditure required to settle a defined benefit liability is recognized as a separate asset at fair value when and only when reimbursement is virtually certain.

Termination benefit

Termination benefits are employee benefits provided in exchange for the termination of an employee's employment as a result of either an entity's decision to terminate an employee's employment before the normal retirement date or an employee's decision to accept an offer of benefits in exchange for the termination of employment.

A liability and expense for a termination benefit is recognized at the earlier of when the entity can no longer withdraw the offer of those benefits and when the entity recognizes related restructuring costs. Initial recognition and subsequent changes to termination benefits are measured in accordance with the nature of the employee benefit, as either post-employment benefits, short-term employee benefits, or other long-term employee benefits.

Employee leave entitlement

Employee entitlements to annual leave are recognized as a liability when they are accrued to the employees. The undiscounted liability for leave expected to be settled wholly within 12 months after the end of the annual reporting period is recognized for services rendered by employees up to the end of reporting date.

Income Tax

Current income tax

Current income tax assets and liabilities are measured at the amount expected to be recovered from or paid to the taxation authorities. The tax rates and tax laws used to compute the amount are those that are enacted or substantively enacted at the reporting date in the countries where the Group operates and generates taxable income.

Current income tax relating to items recognized directly in equity is recognized in equity and not in the consolidated statement of comprehensive income. Management periodically evaluates positions taken in the tax returns with respect to situations in which applicable tax regulations are subject to interpretation and establishes provisions where appropriate.



Deferred income tax

Deferred tax is provided using the liability method on temporary differences between the tax bases of assets and liabilities and their carrying amounts for financial reporting purposes at the reporting date.

Deferred tax liabilities are recognized for all taxable temporary differences, except:

- When the deferred tax liability arises from the initial recognition of goodwill or an asset or liability in a transaction that is not a business combination and, at the time of the transaction, affects neither the accounting profit nor taxable profit or loss
- In respect of taxable temporary differences associated with investments in subsidiaries, associates and interests in joint arrangements, when the timing of the reversal of the temporary differences can be controlled and it is probable that the temporary differences will not reverse in the foreseeable future.

Deferred tax assets are recognized for all deductible temporary differences, carryforward benefit of unused tax credits from excess minimum corporate income tax (MCIT) over the regular corporate income tax (RCIT) and net operating loss carryover (NOLCO), to the extent that it is probable that taxable income will be available against which the deductible temporary differences and carryforward benefits of unused tax credits from MCIT and NOLCO can be utilized. Deferred tax assets are recognized to the extent that it is probable that taxable profit will be available against which the deductible temporary differences, and the carry forward of unused tax credits and unused tax losses can be utilized, except:

- When the deferred tax asset relating to the deductible temporary difference arises from the initial recognition of an asset or liability in a transaction that is not a business combination and, at the time of the transaction, affects neither the accounting profit nor taxable profit or loss.
- In respect of deductible temporary differences associated with investments in subsidiaries, associates and interests in joint arrangements, deferred tax assets are recognized only to the extent that it is probable that the temporary differences will reverse in the foreseeable future and taxable profit will be available against which the temporary differences can be utilized.

The carrying amount of deferred tax assets is reviewed at each reporting date and reduced to the extent that it is no longer probable that sufficient taxable profit will be available to allow all or part of the deferred tax asset to be utilized. Unrecognized deferred tax assets are re-assessed at each reporting date and are recognized to the extent that it has become probable that future taxable profits will allow the deferred tax asset to be recovered.

Deferred tax assets and liabilities are measured at the tax rates that are expected to apply in the year when the asset is realised or the liability is settled, based on tax rates (and tax laws) that have been enacted or substantively enacted at the reporting date.

Deferred tax relating to items recognised outside profit or loss is recognised outside profit or loss. Deferred tax items are recognised in correlation to the underlying transaction either in OCI or directly in equity.

Deferred tax assets and deferred tax liabilities are offset if a legally enforceable right exists to set off current tax assets against current tax liabilities and the deferred taxes relate to the same taxable entity and the same taxation authority.



Provisions

Provisions are recognized only when the Group has: (a) a present obligation (legal or constructive) as a result of a past event; (b) it is probable that an outflow of resources embodying economic benefits will be required to settle the obligation; and (c) a reliable estimate can be made of the amount of the obligation. If the effect of the time value of money is material, provisions are determined by discounting the expected future cash flows at a pre-tax rate that reflects current market assessments of the time value of money and, where appropriate, the risks specific to the liability. Where discounting is used, the increase in the provision due to the passage of time is recognized as an interest expense. Provisions are reviewed at each reporting date and adjusted to reflect the current best estimate.

Provision for decommissioning and site rehabilitation

The Group records the present value of estimated costs of legal and constructive obligations required to restore operating locations in the period in which the obligation is incurred. The nature of these restoration activities includes closure of plants, dismantling and removing of structures, backfilling, reforestation, rehabilitation activities on marine and rainwater conservation and maintenance of rehabilitated area.

The obligation generally arises when the asset is installed or the ground environment is disturbed at the production location. When the liability is initially recognized, the present value of the estimated cost is capitalized by increasing the carrying amount of the related mining assets and restoration of power plant sites. Over time, the discounted liability is increased for the change in present value based on the discount rates that reflect current market assessments and the risks specific to the liability. The periodic unwinding of the discount is recognized in the consolidated statement of comprehensive income as a finance cost. Additional disturbances or changes in rehabilitation costs will be recognized as additions or charges to the corresponding assets and rehabilitation liability when they occur. For closed sites, changes to estimated costs are recognized immediately in the consolidated statement of comprehensive income.

Leases

The determination of whether an arrangement is, or contains, a lease is based on the substance of the arrangement at inception date. It requires consideration as to whether the fulfillment of the arrangement is dependent on the use of a specific asset or assets or the arrangement conveys a right to use the asset.

A reassessment is made after inception of the lease only if one of the following applies:

- a. There is a change in contractual terms, other than a renewal or extension of the arrangement;
- b. A renewal option is exercised or extension granted, unless the term of the renewal or extension was initially included in the lease term;
- c. There is a change in the determination of whether fulfillment is dependent on a specified asset; or
- d. There is a substantial change to the asset.

Where a reassessment is made, lease accounting shall commence or cease from the date when the change in circumstances gave rise to the reassessment for scenarios (a), (c) or (d) and at the date of the renewal or extension period for scenario (b).

A lease is classified as an operating lease if it does not transfer substantially all of the risks and rewards incidental to ownership. Operating lease payments are recognized in 'Outside services' under 'Cost of coal sales' in the consolidated statement of comprehensive income on a straight-line basis over the lease term.



Foreign Currency-denominated Transactions and Translation

The consolidated financial statements are presented in Philippine Peso, which is also the Parent Company's functional currency. For each entity, the Group determines the functional currency and items included in the financial statements of each entity are measured using that functional currency. Transactions in foreign currencies are initially recorded at the functional currency rate prevailing at the date of the transaction. Monetary assets and liabilities denominated in foreign currencies are translated at the functional currency closing rate at reporting date. All differences are taken to the consolidated statement of comprehensive income.

Equity

The Group records common stocks at par value and amount of contribution in excess of par value is accounted for as an additional paid-in capital. Incremental costs incurred directly attributable to the issuance of new shares are deducted from proceeds.

Retained earnings represent accumulated earnings of the Group less dividends declared, if any. Dividends on common stocks are recognized as a liability and deducted from equity when they are declared. Dividends for the year that are approved after reporting date are dealt with as an event after reporting date. Retained earnings may also include effect of changes in accounting policy as may be required by the standard's transitional provisions.

Earnings per Share (EPS)

Basic EPS is computed by dividing the consolidated net income for the year attributable to common shareholders (net income less dividends on convertible redeemable preferred shares) by the weighted average number of common shares issued and outstanding during the year and adjusted to give retroactive effect to any stock dividends declared during the period.

Diluted EPS is computed by dividing the net income for the year attributable to common shareholders by the weighted average number of common shares outstanding during the year adjusted for the effects of dilutive convertible redeemable preferred shares. Diluted EPS assumes the conversion of the outstanding preferred shares. When the effect of the conversion of such preferred shares is anti-dilutive, no diluted EPS is presented.

Treasury Shares

Treasury shares are recognized at cost and deducted from equity. No gain or loss is recognized in profit or loss on the purchase, sale, issue or cancellation of the Parent Company's own equity instruments. Any difference between the carrying amount and the consideration, if reissued, is recognized in additional paid-in capital. Voting rights related to treasury shares are nullified for the Group and no dividends are allocated to them. When the shares are retired, the capital stock account is reduced by its par value and the excess of cost over par value upon retirement is debited to additional paid-in capital when the shares were issued, and to retained earnings for the remaining balance.

Operating Segments

The Group's operating businesses are organized and managed separately according to the nature of the products and services provided, with each segment representing a strategic business unit that offers different products and serves different markets. The Group generally accounts for intersegment revenues and expenses at agreed transfer prices. Income and expenses from discontinued operations are reported separate from normal income and expenses down to the level of income after taxes. Financial information on operating segments is presented in Note 33 to the consolidated financial statements.



Contingencies

Contingent liabilities are not recognized in the consolidated financial statements. These are disclosed unless the possibility of an outflow of resources embodying economic benefits is remote. Contingent assets are not recognized in the consolidated financial statements but disclosed when an inflow of economic benefits is probable.

Events after Reporting Date

Post year-end events up to the date of the auditors' report that provides additional information about the Group's position at reporting date (adjusting events) are reflected in the consolidated financial statements. Any post year-end event that is not an adjusting event is disclosed when material to the consolidated financial statements.

3. **Significant Accounting Judgments, Estimates and Assumptions**

The preparation of the consolidated financial statements in conformity with PFRS requires management to make judgments, estimates and assumptions that affect the amounts reported in the financial statements and accompanying notes. The judgments, estimates and assumptions used in the consolidated financial statements are based upon management's evaluation of relevant facts and circumstances as of the date of the consolidated financial statements. Actual results could differ from such estimates.

Judgment

In the process of applying the Group's accounting policies, management has made the following judgments, apart from those involving estimations which have the most significant effect on the amounts recognized in the consolidated financial statements:

a. Revenue recognition effective January 1, 2018

The Group applied the following judgements that significantly affect the determination of the amount and timing of revenue from contracts with customers:

- *Revenue recognition method and measure of progress*

The Group concluded that revenue from coal sales is to be recognized at a point in time as the control transfers to customers at the date of shipment, which is consistent with the point in time when risk and rewards passed under PAS 18.

On the other hand, the Group's revenue from power sales (both contract energy and spot electricity sales) is to be recognized over time because the customer simultaneously receives and consumes the benefits provided by the Group. The fact that another entity would not need to re-perform the delivery of power that the Group has provided to date demonstrates that the customer simultaneously receives and consumes the benefits as the Group performs its obligation.

The Group has determined that output method used in measuring the progress of the performance obligation faithfully depicts the Group's performance of its obligation to its customers, since the customer obtains the benefit from the Group's performance based on actual energy delivered each month.



b. Determination of components of ore bodies and allocation measures for stripping cost

The Group has identified that each of its two active minesites, Narra and Molave, is a one whole ore body and cannot be further subdivided into smaller components due to the nature of the coal seam orientation and mine plan.

Judgment is also required to identify a suitable production measure to be used to allocate production stripping costs between inventory and any stripping activity asset(s) for each component. The Group considers that the ratio of the expected volume of waste to be stripped for an expected volume of ore to be mined for a specific component of the coal body (i.e., stripping ratio) is the most suitable production measure. The Group recognizes stripping activity asset by comparing the actual stripping ratio during the year for each component and the component's mine life stripping ratio.

c. Contingencies

The Group is currently involved in various legal proceedings. The estimate of the probable costs for the resolution of these claims has been developed in consultation with outside counsel handling the Group's defense in these matters and is based upon an analysis of potential results. The Group currently believes that these proceedings will not have a material adverse effect on its current financial position and results of operations. It is possible, however, that future results of operations and financial position could be materially affected by changes in the estimates or in the effectiveness of the strategies relating to these proceedings (see Note 29).

Management's Use of Estimates and Assumptions

The key assumptions concerning the future and other sources of estimation uncertainty at reporting date that have a significant risk of causing a material adjustment to the carrying amounts of assets and liabilities within the next financial year are discussed below.

a. Estimating mineable ore reserves

The Group uses the mineable ore reserve in the determination of the amount of amortization of mine properties using units-of-production method. The Group estimates its mineable ore reserves based on the assessment performed by the external and internal specialist engaged by the Group, who are professionally qualified mining engineers and geologists. These estimates on the mineable ore resource and reserves are determined based on the information obtained from activities such as drilling, core logging or geophysical logging, coal sampling, sample database encoding, coal seam correlation and geological modelling.

The carrying values of mine properties included as part of 'Mine properties, mining tools and other equipment' under 'Property, plant and equipment' amounted to ₱4,341.36 million and ₱4,957.33 million as of December 31, 2018 and 2017, respectively (see Note 10).

b. Estimating provision for expected credit losses of trade and other receivables

The Group uses a provision matrix to calculate ECLs for trade receivables. The provision rates are based on days past due for groupings of various customer segments that have similar loss patterns (i.e., by customer type).

The provision matrix is initially based on the Group's historical observed default rates. The Group will calibrate the matrix to adjust the historical credit loss experience with forward-looking information such as inflation and foreign exchange rates. At every reporting date, the historical observed default rates are updated and changes in the forward-looking estimates are analyzed.

The information about the ECLs on the Group's trade receivables is disclosed in Note 5.



c. Estimating stock pile inventory quantities

The Group estimates the coal stock pile inventory by conducting a topographic survey which is performed by in-house surveyors and third-party surveyors. The survey is conducted on a monthly basis. The process of estimation involves a predefined formula which considers an acceptable margin of error of plus or minus five percent (5%). Thus, an increase or decrease in the estimation threshold for any period would differ if the Group utilized different estimates and this would either increase or decrease the cost of sales for the year.

The amount of coal pile inventory is disclosed in Note 7.

d. Estimating allowance for obsolescence in spare parts and supplies

The Group provides 100% allowance for obsolescence on items that are specifically identified as obsolete. The amount of recorded inventory obsolescence for any period would differ if the Group made different judgments or utilized different estimates. An increase in the allowance for inventory obsolescence would increase the Group's recorded operating expenses and decrease its current assets.

The carrying amount of spare parts and supplies is disclosed in Note 7.

e. Estimating recoverability of capitalized development costs

Initial capitalization of costs is based on management's judgment that technological and economic feasibility is confirmed. In determining the amounts to be capitalized, management makes assumptions regarding the expected future cash generation of the project, discount rates to be applied and the expected period of benefits.

The information about the estimation of recoverability of capitalized development costs is discussed in Note 12.

f. Estimating decommissioning and site rehabilitation costs

The Group is legally required to fulfill certain obligations under its Department of Environment and Natural Resources (DENR) issued Environmental Compliance Certificate when its activities end in the depleted mine pits. The Group also provides for decommissioning cost for the future clean-up of its Power Plant (PP) under Section 8 of the Land Lease Agreement (LLA) upon its termination or cancellation. Significant estimates and assumptions are made in determining the provision for decommissioning and site rehabilitation as there are numerous factors that will affect the ultimate liability. These factors include estimates of the extent and costs of rehabilitation activities given the approved decommissioning and site rehabilitation plan, technological changes, regulatory changes, cost increases, and changes in discount rates. Those uncertainties may result in future actual expenditure differing from the amounts currently provided. An increase in decommissioning and site rehabilitation costs would increase the carrying amount of the related assets and increase noncurrent liabilities. The provision at reporting date represents management's best estimate of the present value of the future rehabilitation costs required. Assumptions used to compute the decommissioning and site rehabilitation costs are reviewed and updated annually.

The estimated provision for decommissioning and site rehabilitation is disclosed in Note 16.



g. *Estimating useful lives of depreciable property, plant and equipment*

The Group estimated the useful lives of its property, plant and equipment (except land, equipment in transit and construction in progress) based on the period over which the assets are expected to be available for use. The Group reviews annually the EUL of property, plant and equipment based on factors that include asset utilization, internal technical evaluation, and technological changes, environmental and anticipated use of the assets.

In 2017, the BOD approved the rehabilitation of the Group's Units 1 and 2 coal-fired thermal power plant. This resulted to the scheduled replacement of the significant components of the power plant over the next three years which resulted to the accelerated recognition of depreciation expense amounting to ₱1,210.10 million and ₱840.08 million in 2018 and 2017, respectively. The Group did not expect any salvage values for the parts to be replaced.

It is possible that future results of operations could be materially affected by changes in these estimates brought about by changes in the factors mentioned.

The carrying values and movements in property, plant and equipment are disclosed in Note 10.

h. *Deferred tax assets*

The Group reviews the carrying amounts of deferred tax assets at each reporting date. Deferred tax assets, including those arising from unutilized tax losses require management to assess the likelihood that the Group will generate taxable earnings in future periods and in reference to its income tax holiday status in order to utilize recognized deferred tax assets. Estimates of future taxable income are based on forecast cash flows from operations and the application of existing tax laws. To the extent that future cash flows and taxable income differ significantly from estimates, the ability of the Group to realize the net deferred tax assets recorded at reporting date could be impacted.

Total deductible temporary differences and NOLCO for which deferred tax assets are not recognized are disclosed in Note 26.

i. *Estimating pension and other employee benefits*

The cost of defined benefit pension plan and the present value of the pension liabilities are determined using actuarial valuations. The actuarial valuation involves making various assumptions. These assumptions are described in Note 20 and include among others, the determination of the discount rates and future salary increases. Due to the complexity of the valuation, the underlying assumptions and its long-term nature, defined benefit liabilities are highly sensitive to changes in these assumptions. All assumptions are reviewed at each reporting date.

In determining the appropriate discount rate, management considers the interest rates of government bonds that are denominated in the currency in which the benefits will be paid, with extrapolated maturities corresponding to the expected duration of the defined benefit liability.

The mortality rate is based on publicly available mortality tables for the specific country and is modified accordingly with estimates of mortality improvements. Future salary increases and pension increases are based on management's assumption aligned with the future inflation rates.



j. *Fair value measurement of financial instruments*

When the fair values of financial assets and financial liabilities recorded in the consolidated statement of financial position cannot be measured based on quoted prices in active markets, fair value is measured using valuation techniques using the market data approach (i.e., Monte Carlo simulation). The inputs to these models are taken from observable markets where possible, but where this is not feasible, a degree of judgement is required in establishing fair values. Judgements include considerations of inputs such as liquidity risk, credit risk and volatility. Changes in assumptions relating to these factors could affect the reported fair value of financial instruments. The assumptions for the fair valuation of derivatives are disclosed in Note 6.

4. Cash and Cash Equivalents

This account consists of:

	2018	2017
Cash on hand and in banks	₱1,715,872,034	₱2,509,307,762
Cash equivalents	187,079,489	5,961,600,915
	₱1,902,951,523	₱8,470,908,677

Cash in banks earn interest at the respective bank deposit rates. Cash equivalents include short-term placements made for varying periods of up to three (3) months, depending on the immediate cash requirements of the Group, and earn interest at the respective prevailing short-term placement rates ranging from 1.10% to 7.50%, 1.10% to 4.10% and 0.25% to 2.50% in 2018, 2017 and 2016, respectively.

In 2018, 2017 and 2016, total interest income earned from cash and cash equivalents amounted to ₱128.65 million, ₱95.32 million and ₱78.49 million, respectively (see Note 24).

5. Receivables

This account consists of:

	2018	2017
Trade receivables - outside parties	₱8,585,908,091	₱7,661,303,437
Trade receivables - related parties (Note 19)	47,521,278	241,052,373
Others (Note 25)	237,720,264	117,616,237
	8,871,149,633	8,019,972,047
Less allowance for expected credit losses	1,570,254,441	1,544,923,476
	₱7,300,895,192	₱6,475,048,571

Trade receivables - outside parties

These are receivables from electricity sales and coal sales.

Receivables from electricity sales are claims from power distribution utilities, spot market operator and other customers for the sale of contracted energy and spot sales transactions. This also includes advances to Philippine Electricity Market Corporation (PEMC) for the adjustment of bills amounting to ₱674.00 million as of December 31, 2018 and 2017 (see Note 29). These are generally on a 30-day credit term and are carried at original invoice amounts less discounts and rebates.



Receivables from coal sales are noninterest-bearing and generally have 30 to 45 days credit terms. These receivables arise from export sales for coal sold to international market which are priced in (US\$) and local sales for coal sold to domestic market which are priced in Philippine Peso.

As of December 31, 2018, and 2017, trade receivables from outside parties also include claims from Power Sector Assets and Liabilities Management (PSALM) and National Power Corporation (NPC) for the recovery of amounts charged and withheld by PSALM for spot purchases of the Group in connection with NPC's over nomination of bilateral contracted capacity to a distribution utility company for the period January to June 2010. The claim was recognized by the Group as income in 2017 after the Supreme Court has issued an Entry of Judgement in favor of the Group (see Notes 25 and 29).

On November 26, 2018, SCPC entered into a Receivable Purchase Agreement with a local bank for the sale of receivables with recourse amounting to ₱1,272.23 million. Accordingly, a Master Deed of Assignment was executed by both parties on December 11, 2018 to transfer the rights over these receivables from SCPC to the local bank; however, in the event of default by SCPC's customer, the local bank has the right to collect from SCPC. Proceeds from the financing amounted to ₱1,268.03 million. Discount arising from this agreement was recognized as 'Finance cost' in the consolidated statement comprehensive income.

As of December 31, 2018, the carrying values of the assigned receivables and short-term loan amounted to ₱1,272.23 million (see Note 13). The Group has collected the assigned receivables and paid the short-term loan on January 2, 2019 and January 3, 2019, respectively.

Trade receivables - related parties

Receivables from related parties are noninterest-bearing and due and demandable. These are generally settled in cash.

Others

Others include advances to officers, employees and receivables from sale of fly ashes. These are generally noninterest-bearing. Advances to officers and employees are recovered through salary deduction and receivables from sale of fly ash is generally settled within the 30 to 45 days credit terms.

Movements in the allowance for expected credit losses are as follows:

	2018		
	Trade receivables - outside parties	Others	Total
At January 1	₱1,539,108,117	₱5,815,359	₱1,544,923,476
Provision (Note 22)	25,330,965	-	25,330,965
At December 31	₱1,564,439,082	₱5,815,359	₱1,570,254,441

	2017		
	Trade receivables - outside parties	Others	Total
At January 1	₱1,538,956,231	₱5,815,359	₱1,544,771,590
Provision (Note 22)	151,886	-	151,886
At December 31	₱1,539,108,117	₱5,815,359	₱1,544,923,476



As discussed in Note 2, the Group determined the provision for credit losses using ECL model upon adoption of PFRS 9 beginning January 1, 2018. Previously credit losses are determined using the incurred loss model.

6. Financial Assets at Fair Value through Profit or Loss

In February 2017, the Group entered into a five-year option agreement (until December 2021) with a retail electricity supplier (RES) with respect to its exposure to the WESM, which agreement does not constitute the supply of power by the Group to the RES. The option agreement stipulates the rights and obligations of the Group which includes the right to receive a fixed 'Exposure Guarantee Fee' and the obligation to pay a variable 'Exposure Adjustment', depending on the behavior of the electricity spot price in the WESM against the agreed 'Strike Price', adjusted by the various indices and rates, as determined on a monthly basis. This qualified as a derivative but was not designated as a hedging instrument against the Group's exposure in the WESM.

Significant inputs to the valuation are as follows:

	2018	2017
WESM prices per kilowatt hour (kWh)	₱2.63 to ₱3.63	₱2.67 to ₱3.58
Philippine Peso to US\$ exchange rate	₱45.92 to ₱54.35	₱43.28 to ₱51.80
Consumer price and coal price index as of December 31	3-year BVAL*	4-year PDST-R2**

*Bloomberg Valuation Service (BVAL)

**Philippine Dealing System Treasury Reference Rate (PDST - R2)

The fair value of the derivative was determined using the market data approach, Monte Carlo simulation valuation, which is categorized within Level 3 of the fair value hierarchy. Because of the complexities in the option agreement such as the optionality of the payoff and variability of strike price, the MCS methodology is deemed appropriate for the valuation. Management uses published PDST - R2 by the Philippine Dealing and Exchange Corp (PDS) in interpolation of discount rate. In October 2018, PDST reference rates was decommissioned and was replaced by BVAL reference rates which was administered by the Bankers Association of the Philippines (BAP).

Related balances are as follows:

	2018	2017
As of December 31:		
Derivative assets	₱245,443,777	₱219,668,003
Less current portion (Note 9)	81,814,592	82,163,633
Noncurrent portion	₱163,629,185	₱137,504,370
For the year ended December 31:		
Realized gain (Note 25)	₱65,817,775	₱36,601,153
Unrealized gain (Note 25)	25,775,773	219,668,003



7. Inventories

This account consists of:

	2018	2017
Spare parts and supplies - at NRV	₱9,028,865,036	₱4,590,347,389
Coal pile inventory - at cost	3,334,517,844	1,323,765,081
	₱12,363,382,880	₱5,914,112,470

Coal pile inventory are stated at cost, which is lower than NRV. The cost of coal inventories recognized as 'Cost of coal sales' in the consolidated statements of comprehensive income amounted to ₱12,238.21 million, ₱11,746.47 million and ₱10,564.12 million in 2018, 2017 and 2016, respectively (see Note 21).

Coal pile inventory at cost includes capitalized depreciation of ₱891.67 million, ₱273.41 million and ₱157.31 million in 2018, 2017 and 2016, respectively (see Note 10).

Allowance for obsolescence amounted to ₱67.39 million as of December 31, 2018 and 2017. Provision for inventory obsolescence in 2016 amounted to 1.24 million (nil in 2018 and 2017, see Note 22).

8. Investment in Joint Venture

On September 10, 2013, SRPGC was incorporated to acquire, construct, erect, assemble, rehabilitate, expand, commission, operate and maintain power-generating plants and related facilities for the generation of electricity. SRPGC is in the process of developing and constructing a proposed 2x350 MW, coal-fired power plant in Calaca, Batangas.

SRPGC has authorized capital stock of ₱50.00 million divided into 50.00 million shares with a par value of ₱1.00 per share, to which the Parent Company has subscribed 25% shares of the authorized capital stock and paid ₱3.13 million of said subscription. On October 11, 2016, SRPGC increased its authorized capital stock from 50.00 million shares with a par value of ₱1.00 per share to 1,100.00 million shares with a par value of ₱1.00 per share.

On April 27, 2016, MGen, a wholly owned subsidiary of Manila Electric Company (MERALCO), entered into a Joint Venture Agreement (JVA) with the Parent Company. The joint arrangement was structured through SRPGC. MGen obtained 50% ownership interest on SRPGC through subscription of the remaining unissued capital stock of SRPGC. This resulted to the Parent Company's loss of control on SRPGC amounted to ₱6.11 million. The management assessed that SRPGC is jointly controlled by the Parent Company and MGen and accounted for SRPGC as a joint venture as each holds a 50% ownership interest in SRPGC which clearly demonstrates joint control over SRPGC and the equal representation of the Parent Company and MGen in SRPGC's BOD further signifies that there should be a unanimous consent between the two parties in order for significant activities to be undertaken by SRPGC.

On April 28, 2016, the Parent Company paid the remaining ₱9.38 million of the previously subscribed 12.50 million shares of stock with a par value of ₱1.00 per share. On May 27, 2016, the Parent Company paid a total of ₱46.00 million as additional investment in SRPGC. As of December 31, 2016, carrying value of Parent Company's investment in SRPGC amounted to ₱52.39 million.



The Parent Company's equity in net earnings (losses) of SRPGC in 2018 and 2017 amounted to ₱0.38 million and ₱1.65 million, respectively.

Even while in the development stage, SRPGC has signed a Power Supply Agreement ("PSA") with MERALCO for 400MW of its total capacity. Such PSA was filed for approval with the Energy Regulatory Commission ("ERC") on April 29, 2016. As at March 1, 2019, SRPGC is awaiting ERC approval of the PSA.

As of December 31, 2018, SRPGC has not yet started commercial operations.

9. Other Current Assets

This account consists of:

	2018	2017 (As restated, Note 2)
Advances to suppliers and contractors (Notes 12 and 19)	₱2,681,952,764	₱376,222,809
Input VAT - net	824,672,501	1,059,342,697
Creditable withholding tax	450,079,945	532,950,076
Financial assets at FVPL (Notes 6 and 12)	81,814,592	82,163,633
Prepaid insurance	17,102,319	8,440,713
Prepaid rent (Notes 12 and 29)	7,499,183	7,499,183
Others	57,759,718	20,833,948
	₱4,120,881,022	₱2,087,453,059

Advances to suppliers

Advances to suppliers account represent prepayments for the acquisition of materials and supplies and is expected to be realized within one year.

Input VAT

Input VAT represents VAT imposed on the Group by its suppliers and contractors for the acquisition of goods and services required under Philippine taxation laws and regulations. Input VAT is applied against output VAT. The balance is recoverable in future periods. Noncurrent portion of input VAT is included in 'Other noncurrent assets' (see Note 12).

Creditable withholding tax

Creditable withholding tax pertains to the amount withheld by the Group's customers from their income payment. This will be claimed as tax credit and will be used against future income tax payable.

Financial asset at FVPL

Financial asset at FVPL pertain to an option agreement entered into by the Group in 2017 and is classified as derivative that is not designated as a hedging instrument (see Note 6).

Others

Others include prepayments on real property taxes and other charges.



10. Property, Plant and Equipment

The rollforward of this account follows:

	2018					
	Land	Mine Properties, Mining Tools and Other Equipment	Power Plant and Buildings	Roads and Bridges	Equipment in Transit and Construction in Progress	Total
Cost						
At January 1	₱386,884,790	₱27,046,920,289	₱40,631,356,664	₱825,426,050	₱2,166,248,988	₱71,056,836,781
Additions	-	4,747,700,987	970,251,710	-	3,810,519,146	9,528,471,843
Reclassifications	-	291,404,851	2,775,287,395	21,520,879	(3,088,213,125)	-
Disposals (Note 25)	-	(329,503,320)	(1,210,104,004)	-	-	(1,539,607,324)
Adjustment (Note 16)	-	(218,199,651)	-	-	-	(218,199,651)
At December 31	386,884,790	31,538,323,156	43,166,791,765	846,946,929	2,888,555,009	78,827,501,649
Accumulated Depreciation						
At January 1	₱-	₱17,875,732,159	₱9,649,965,459	₱517,091,142	₱-	₱28,042,788,760
Depreciation and amortization (Notes 3, 7, 21 and 22)	-	4,748,185,225	3,857,383,673	63,100,433	-	8,668,669,331
Disposals (Note 25)	-	(193,576,471)	(1,210,104,004)	-	-	(1,403,680,475)
At December 31	-	22,430,340,913	12,297,245,128	580,191,575	-	35,307,777,616
Net Book Value	₱386,884,790	₱9,107,982,243	₱30,869,546,637	₱266,755,354	₱2,888,555,009	₱43,519,724,033

	2017					
	Land	Mine Properties, Mining Tools and Other Equipment	Power Plant and Buildings	Roads and Bridges	Equipment in Transit and Construction in Progress	Total
Cost						
At January 1	₱376,811,469	₱26,313,579,059	₱42,400,863,709	₱827,359,725	₱1,746,116,926	₱71,664,730,888
Additions (Note 16)	10,073,321	4,121,856,367	875,222,863	-	1,333,737,177	6,340,889,728
Reclassifications	-	58,796,207	854,808,908	-	(913,605,115)	-
Disposals (Notes 22 and 25)	-	(3,607,042,476)	(3,499,538,816)	(1,933,675)	-	(7,108,514,967)
Adjustment (Note 16)	-	159,731,132	-	-	-	159,731,132
At December 31	386,884,790	27,046,920,289	40,631,356,664	825,426,050	2,166,248,988	71,056,836,781
Accumulated Depreciation						
At January 1	-	17,918,051,090	9,930,318,066	464,195,104	-	28,312,564,260
Depreciation and amortization (Notes 3, 7, 21 and 22)	-	3,564,723,545	3,219,186,209	54,829,713	-	6,838,739,467
Disposals (Notes 22 and 25)	-	(3,607,042,476)	(3,499,538,816)	(1,933,675)	-	(7,108,514,967)
At December 31	-	17,875,732,159	9,649,965,459	517,091,142	-	28,042,788,760
Net Book Value	₱386,884,790	₱9,171,188,130	₱30,981,391,205	₱308,334,908	₱2,166,248,988	₱43,014,048,021

'Mine properties, mining tools and other equipment' include the expected cost of decommissioning and site rehabilitation of minesites and future clean-up of its power plants. The impact of annual re-estimation is shown in the rollforward as an adjustment (see Note 16).

'Mine properties, mining tools and other equipment' also includes the mining properties and stripping activity assets amounted to ₱4,341.36 million and ₱4,957.33 million as of December 31, 2018 and 2017, respectively.

In 2016, the amount of ₱4,947.75 million was reclassified from exploration and evaluation assets due to completion of development phase of Narra and Molave minesites. Both minesites have started commercial operations on the last quarter of 2016 after the full depletion of Panian minesite in September 2016.

Equipment in transit and construction in progress accounts mostly pertain to purchased mining equipment that are in transit and various buildings and structures that are under construction as of December 31, 2018 and 2017.

In 2018 and 2017, there were reclassifications from construction in progress to power plant and building in the amount of ₱2,775.29 million and ₱854.81 million, respectively, for the ongoing regular rehabilitation of the Group's coal-fired thermal power plant.



The capitalized borrowing cost included in the construction in progress account amounted to ₱112.94 million in 2016 with the average capitalization rate at 4.00% in 2016 (see Note 15). There was no capitalization of borrowing cost starting 2017 since the 2x150 MW coal-fired thermal power plant of SLPGC already started commercial operation.

In 2018, 2017 and 2016, the Group sold various equipment at a gain (loss) amounting to ₱22.68 million, ₱126.23 million and (₱0.17) million, respectively (see Notes 22 and 25).

The cost of fully depreciated assets that are still in use amounted to ₱13,521.36 million and ₱10,911.15 million as of December 31, 2018 and 2017, respectively.

As security for timely payment, discharge, observance and performance of the loan provisions, SCPC and SLPGC created, established, and constituted in favor of the Security Trustee, for the benefit of all secured parties, a first ranking real estate and chattel mortgage on present and future real assets and chattels owned by SCPC and SLPGC. On August 24, 2016, February 24, 2017 and April 12, 2017, Bank of Philippine Islands (BPI), Banco de Oro Unibank, Inc. (BDO) and Philippine National Bank (PNB), respectively, approved SCPC's release of all security arrangements. The carrying values of these mortgaged assets under SLPGC amounted to ₱18,513.63 million and ₱17,983.44 million as of December 31, 2018 and 2017, respectively. SCPC's mortgaged assets were released in 2017, hence, carrying value as at December 31, 2017 is nil.

Depreciation and amortization follow:

	2018	2017	2016
Included under:			
Inventories (Note 7)	₱891,667,535	₱273,405,238	₱157,309,090
Mine properties, mining tools and other equipment	-	-	486,097,525
Cost of coal sales (Note 21):			
Depreciation and amortization	3,276,055,748	2,775,248,241	1,157,006,529
Hauling and shiploading costs	22,831,289	57,125,284	26,830,788
Cost of power sales (Note 21):			
Cost of coal			
Depreciation and amortization	752,611,208	672,061,538	268,925,354
Depreciation and amortization	2,444,928,202	2,164,203,384	2,170,627,728
Operating expenses (Note 22)	1,288,048,897	901,986,496	56,790,728
	₱8,676,142,879	₱6,844,030,181	₱4,323,587,742
Depreciation and amortization of:			
Property, plant and equipment	₱8,668,669,331	₱6,838,739,467	₱4,320,819,574
Computer software (Note 12)	7,473,548	5,290,714	2,768,168
	₱8,676,142,879	₱6,844,030,181	₱4,323,587,742

Depreciation and amortization in 2016 included in the 'Mine properties, mining tools and other equipment' pertains to the depreciation and amortization capitalized during the development stage of Narra and Molave minesites which were eventually reclassified to 'Property, plant and equipment' after completion of development stage and start of commercial operations.

Depreciation and amortization of 'Property, plant and equipment' includes amortization of stripping activity asset of ₱7.27 million and ₱4.78 million in 2018 and 2017, respectively (nil in 2016).



11. Investment in Sinking Fund

In a special meeting of the BOD of SCPC held on March 9, 2010, the BOD authorized SCPC to establish, maintain, and operate trust and investment management accounts with BDO Unibank, Inc. - Trust and Investment Group. The Omnibus Agreement provided that the Security Trustee shall invest and reinvest the monies on deposit in Collateral Accounts (see Note 14). All investments made shall be in the name of the Security Trustee and for the benefit of the Collateral Accounts. BDO Unibank, Inc. - Trust and Investment Group made an investment in sinking fund amounting to ₱68.72 million as of December 31, 2017 and 2016. Such security agreement was released in 2017 as discussed in Note 14.

Interest from sinking fund amounted to ₱0.69 million and ₱4.31 million in 2017 and 2016, respectively (nil in 2018, see Note 24).

12. Other Noncurrent Assets and Other Noncurrent Liabilities

Other Noncurrent Assets

This account consists of:

	2018	2017 (As restated, Note 2)
Advances to suppliers and contractors (Notes 9 and 19)	₱3,076,969,942	₱1,711,614,715
Input VAT - net	1,345,183,689	1,443,288,075
Financial asset at FVPL (Notes 6, 30 and 31)	245,443,777	219,668,003
Claims for refunds and tax credits - net	175,208,925	175,208,925
Prepaid rent (Note 29)	71,176,666	75,645,101
Computer software	17,053,476	13,886,622
Environmental guarantee fund (Notes 30 and 31)	3,520,000	3,520,000
Others	13,259,311	13,245,944
	4,947,815,786	3,656,077,385
Less current portion of (Note 9):		
Advances to suppliers	2,681,952,764	376,222,809
Input VAT - net	824,672,501	1,059,342,697
Financial asset at FVPL (Note 6)	81,814,592	82,163,633
Prepaid rent	4,468,435	4,468,435
	3,592,908,292	1,522,197,574
	₱1,354,907,494	₱2,133,879,811

Advances to suppliers

Advances to suppliers and contractors under noncurrent assets represent prepayment for the acquisition and construction of property, plant and equipment.

Input VAT

Input VAT represents VAT imposed on the Group by its suppliers and contractors for the acquisition of goods and services required under Philippine taxation laws and regulations. Input VAT is applied against output VAT. The noncurrent portion of input VAT includes deferred input VAT, which is the unamortized portion of input VAT on purchase of capital goods spread evenly between the life of the capital goods or five years, whichever is shorter. The balance is recoverable in future periods.



Claims for refunds and tax credits

This amount pertain to claims for refund and issuance of tax credit certificates from BIR on erroneously withheld VAT on VAT-exempt coal sales which were ruled by the Supreme Court in favor of the Group. The balance as of December 31, 2018 and 2017 is presented net of allowance for impairment losses amounting to ₱15.29 million.

Prepaid rent

Prepaid rent under other noncurrent assets pertains to the long-term portion of rent of SCPC to PSALM starting December 2, 2009 for the 25 years lease of land. Long-term portion of the prepaid rent amounted to ₱66.71 million and ₱71.18 million as of December 31, 2018 and 2017, respectively (see Note 29).

Computer software

Movements in computer software account follow:

	2018	2017
At Cost		
At January 1	₱53,075,630	₱43,126,803
Additions	10,640,402	9,948,827
At December 31	63,716,032	53,075,630
Accumulated Amortization		
At January 1	39,189,008	33,898,294
Amortization (Note 10)	7,473,548	5,290,714
At December 31	46,662,556	39,189,008
Net Book Value	₱17,053,476	₱13,886,622

Environmental guarantee fund

Environmental guarantee fund represents the funds designated to cover all costs attendant to the operation of the Multi-party Monitoring Team of the Group's environmental unit.

Capitalized development costs for clay business

Development costs for goods, commodities, wares and merchandise including pottery earthenware, stoneware, bricks, tiles, roofs and other merchandise produce from clay are recognized as an intangible asset. As of December 31, 2016, total development costs recognized as intangible asset amounted to ₱156.07 million. In 2017, the Group recognized impairment loss amounting to ₱156.07 million since the Group assessed that the inflow of future economic benefit from the asset is no longer probable given the current circumstances wherein the production activities are not yet in commercial capacity (see Note 22).

Others

Others include various types of deposits and prepaid taxes which are recoverable over more than one year.

Other Noncurrent Liabilities

Other noncurrent liabilities pertain to the noncurrent portion of retention contract payment that is being withheld from the contractors as guaranty for any claims against them. In 2018, the balance of retention payable as of December 31, 2017 amounted to ₱46.23 million was reclassified to "Payable to suppliers and contractors" under trade and other payables (see Notes 15 and 19).



13. Short-term Loans

Short-term loans consist of the following borrowings of the Group as of December 31, 2018 and their contractual settlement dates (nil as of December 31, 2017):

Parent Company

a. Unsecured 30-day loan obtained on December 7, 2018 with interest rate of 5.56% per annum.	₱1,500,000,000
b. Unsecured 90-day loan obtained on October 5, 2018 with interest rate of 5.90% per annum.	750,000,000
	2,250,000,000

SCPC

c. Unsecured 147-day loan obtained on August 8, 2018 with interest rate of 4.00% per annum.	2,000,000,000
d. Loan secured by receivables obtained on December 13, 2018 with discount rate of 5.40% per annum due on January 4, 2019	1,272,231,984
e. Unsecured 7-day loan obtained on December 26, 2018 with interest rate of 7.75% per annum.	350,000,000
	3,622,231,984
	₱5,872,231,984

On March 20, 2018, the Group availed of unsecured 30-day loan with an interest rate of 2.95% amounting to ₱1,987.62 million. The short-term loan was paid in full on April 18, 2018.

On December 22, 2017, short-term loans availed in 2016 amounting to ₱1,600.00 million was paid in full.

Interest expense on these short-term loans recognized under 'Finance cost' amounted to ₱52.17 million, ₱56.97 million and ₱77.92 million in 2018, 2017 and 2016, respectively (see Note 23).

14. Long-term Debt

This account consists of long-term debt availed by the Group as follows:

	2018	2017
Mortgage payable	₱8,940,408,146	₱10,633,018,874
Bank loans	5,656,388,237	7,391,459,298
	14,596,796,383	18,024,478,172
Less current portion of:		
Mortgage payable	1,703,703,705	1,703,703,704
Bank loans	2,850,138,236	1,852,256,613
	4,553,841,941	3,555,960,317
	₱10,042,954,442	₱14,468,517,855



Mortgage Payable

SLPGC

On February 4, 2012, SLPGC entered into an ₱11,500.00 million Omnibus Loan Service Agreement with BDO Unibank, BPI and China Banking Corporation (CBC) as Lenders. As security for the Omnibus Agreement, 67% of issued and outstanding shares of SLPGC owned by the Parent Company were pledged on this loan (see Note 20). The proceeds of the loan are used for the engineering, procurement and construction of 2x150 MW coal-fired thermal power plant.

Breakdown of the original principal of project loan is as follows:

BDO	₱6,000,000,000
BPI	3,000,000,000
CBC	2,500,000,000
	<hr/>
	₱11,500,000,000

Details of the loan follow:

- a. Interest: At applicable interest rate, Philippine Dealing System Treasury-Fixing (PDST-F plus spread or BSP Overnight Rate, whichever is higher). Such interest shall accrue from and including the first day of each interest period up to the last day of such interest period. The Facility Agent shall notify all the Lenders of any adjustment in an interest payment date at least three banking days prior to the adjusted interest payment date.
- b. Repayment: The principal amount shall be paid in 27 equal consecutive quarterly installments commencing on the 14th quarter from the initial borrowing date. Final repayment date is 10 years after initial borrowing which is on 2022.

As of December 31, 2018 and 2017, outstanding loan payable is ₱5,952.69 million and ₱7,647.95 million, respectively.

Rollforward of the unamortized debt issue cost follows:

	<u>2018</u>	<u>2017</u>
At January 1	₱18,711,865	₱26,811,361
Amortization (Note 23)	(8,442,925)	(8,099,496)
At December 31	₱10,268,940	₱18,711,865

In 2018, 2017 and 2016, SLPGC incurred interest expense on long-term debt amounting to ₱319.91 million, ₱295.72 million and ₱272.38 million, respectively (see Note 23).

In addition to the pledging of SLPGC shares, the mortgage payable by SLPGC provides, certain restrictions and requirements with respect to, among others, maintain and preserve its corporate existence, comply with all of its material obligations under the project agreements, maintain at each testing date a debt-to-equity ratio not exceeding two times, grant loans or make advances and disposal of major property. These restrictions and requirements were complied with by SLPGC as of December 31, 2018 and 2017.

The remaining borrowing facility that can be drawn as of December 31, 2018 and 2017 amounted to ₱1,100.00 million.



SCPC

On May 20, 2010, SCPC entered into a ₱9,600.00 million Omnibus Loan Security Agreement (“Agreement”) with BDO, BPI and PNB as Lenders, the Parent Company as Pledgor, BDO Capital and Investment Corporation as Lead Arranger and Sole Bookrunner, BPI Capital Corporation and PNB Capital and Investment Corp. as Arrangers, and BDO Unibank, Inc., Trust and Investments Group as Security Trustee, Facility Agent and Paying Agent. The loan was fully drawn by SCPC on the same date.

Mortgage payable by SCPC was collateralized by all monies in the Collateral accounts, supply receivables, proceeds of any asset and business continuity insurance, project agreements and first-ranking mortgage on present and future real assets. Further, 67% of issued and outstanding shares in SCPC owned by the Parent Company were also pledged on this loan (see Note 20). Such security arrangement was released in 2017 (see Note 10).

Breakdown of the original principal of syndicated loan is as follows:

BDO Unibank	₱6,000,000,000
BPI	2,000,000,000
PNB	1,600,000,000
	₱9,600,000,000

The Agreement was entered into to finance the payments made to PSALM pursuant to the Asset Purchase Agreement (APA) and permanent working capital requirements.

Details of the loan follow:

- a. Interest: At a floating rate per annum equivalent to the three (3) months PDST-F benchmark yield for treasury securities as published on the PDEX page of Bloomberg (or such successor electronic service provider) at approximately 11:30a.m. (Manila Time) on the banking day immediately preceding the date of initial borrowing or start of each interest period, as applicable, plus a spread of 175 basis points. Starting August 2015 amortization, interest is at floating rate per annum equivalent to three months PDST-R2 PM, plus a spread of 195 basis points.
- b. Repayment: The principal amount shall be payable in 25 equal consecutive quarterly installments commencing on the 12th month from the initial borrowing date. Final repayment date is seven years after initial borrowing. The loan may be prepaid voluntarily provided the conditions in the Omnibus Agreement are satisfied. On February 29, 2016, SCPC prepaid the ₱1,600.88 million of the long-term portion of the debt. On May 30, 2017, SCPC has paid the last amortization of the Omnibus Agreement amounting to ₱128.00 million.

On December 22, 2017, SCPC entered into a ₱3,000.00 million interest-bearing Promissory Note with BDO Unibank, Inc. Interest is payable every three (3) months at a fixed annual interest rate of 4.9% per annum. The principal amount shall be payable in 16 equal consecutive quarterly installments commencing on the 39th month from the initial borrowing date. Final repayment date is seven (7) years after initial borrowing.

Rollforward of the deferred financing cost follows:

	2018	2017
At January 1	₱14,935,928	₱119,817
Additions	–	15,000,000
Amortization (Note 23)	(2,652,110)	(183,889)
At December 31	₱12,283,818	₱14,935,928



In 2018, 2017 and 2016, SCPC incurred interest expense on long-term debt amounting to ₱148.23 million, ₱1.54 million and ₱22.15 million, respectively (see Note 23).

As of December 31, 2018 and 2017, outstanding loan payable is ₱2,987.72 million and ₱2,985.07 million, respectively.

The remaining borrowing facility that can be drawn as of December 31, 2017 amounted to ₱10,000.00 million (nil as of December 31, 2018).

Bank Loans - Parent Company

Loan Type	Year of Availment	Outstanding Balance		Maturity	Interest Rate	Payment Terms	Covenants
		2018	2017				
Peso loan 1	2016	₱1,181,250,000	₱1,837,500,000	Various quarterly maturities starting 2018 until 2021	Floating rate to be repriced every 3 months based on 3-months "PDST-R2" plus a spread of one percent (1%)	Interest payable every 3 months, principal to be paid every 3 months	Current Ratio not less than 1:1 and Debt-to-Equity Ratio not to exceed 2:1
Peso loan 2	2017	1,400,000,000	1,400,000,000	2020	Floating rate to be repriced every 3 months based on 3-months "PDST-R2" plus a spread of one half of one percent (0.5%)	Interest payable every 3 months, principal to be paid on maturity date	Current Ratio not less than 1:1 and Debt-to-Equity Ratio not to exceed 2:1
Peso loan 3	2017	750,000,000	750,000,000	2020	Floating rate to be repriced every 3 months	Interest payable every 3 months, principal to be paid on maturity date	None
Dollar loan 1	2016	1,422,670,526	1,350,968,798	2019	Floating rate to be repriced every 3 months based on 3-months LIBOR plus a spread of 0.86%	Interest payable every 3 months, principal to be paid on maturity date	Current Ratio not less than 1:1 and Debt-to-Equity Ratio not to exceed 2:1
Dollar loan 2	2015	-	1,196,006,613	2018	Floating rate to be repriced every 3 months	Interest payable every 3 months, principal to be paid every 6 months	None
Dollar loan 3	2016	902,467,711	856,983,887	2019	Floating rate to be repriced every 3 months based on 3-months LIBOR plus a spread of 0.86%	Interest payable every 3 months, principal to be paid on maturity date	Debt Service Coverage Ratio not less than 1:1 and Debt-to-Equity Ratio not to exceed 2:1
		₱5,656,388,237	₱7,391,459,298				

All bank loans are clean and are compliant with loan covenants.

Interest expense on long-term debt recognized under 'Finance cost' amounted to ₱249.50 million, ₱196.71 million and ₱128.85 million in 2018, 2017 and 2016, respectively (see Note 23).

The remaining borrowing facility that can be drawn as of December 31, 2018 and 2017 amounted to ₱9,050.00 million and ₱11,300.00 million, respectively.

The principal maturities of long-term debt of the Group as of December 31, 2018 and 2017 follow:

	2018	2017
Due in:		
2018	₱-	₱3,555,960,317
2019	4,553,841,940	4,429,132,819
2020	4,378,703,704	4,372,889,928
2021	2,576,531,892	2,569,841,688
2022	1,589,532,804	1,598,467,377
2023	748,700,005	748,700,005
2024	749,486,038	749,486,038
	₱14,596,796,383	₱18,024,478,172



15. Trade and Other Payables

This account consists of:

	2018	2017
Trade:		
Payable to suppliers and contractors	₱6,504,979,399	₱6,226,941,975
Related parties (Note 19)	865,029,191	1,610,123,194
Output VAT - net	1,053,037,929	1,113,534,421
Payable to DOE and local government units (LGU) (Note 28)	713,351,187	1,542,238,865
Accrued expenses and other payables	809,632,116	358,473,674
	₱9,946,029,822	₱10,851,312,129

Trade payable to suppliers and contractors

Trade payable to suppliers and contractors arise from progress billings of completed work as of cut-off period. The amount include liabilities amounting to ₱2,274.18 million (US\$43.32 million) and ₱739.57 million (US\$14.87 million) as of December 31, 2018 and 2017, respectively, to various foreign suppliers for open account purchases of equipment and equipment parts and supplies (see Note 30).

Trade payables are noninterest-bearing and are normally settled on 30-day to 60-day credit terms.

Output VAT payable

Output VAT pertains to the VAT due on the sale of electricity, net of input VAT.

Payable to DOE and LGU

Payable to DOE and LGU represent the share of DOE and LGU in the gross income of the Parent Company's coal production computed in accordance with the Coal Operating Contract (COC) between the Parent Company, DOE and LGU dated July 11, 1977 and as amended on January 16, 1981 (see Note 28).

Accrued expenses and other payables

Details of the accrued expenses and other payables account follow:

	2018	2017
Taxes, permits and licenses	₱447,868,209	₱123,395,880
Power spot purchases	154,152,794	-
Interest	54,659,708	62,200,132
Professional fees	18,234,660	1,782,019
Financial benefit payable	32,474,788	17,387,946
Salaries and wages	13,160,826	62,063,372
Rental	9,976,089	8,684,806
Others	79,105,042	82,959,519
	₱809,632,116	₱358,473,674

Others include accruals on contracted services, utilities, supplies and other administrative expenses. This account also includes dividends payable amounting to ₱1.33 million and ₱1.98 million as of December 31, 2018 and 2017, respectively.



Accrued expenses and other payables are noninterest-bearing and are normally settled on a 30-day to 60-day terms.

16. Provision for Decommissioning and Site Rehabilitation

The rollforward of this account follows:

	2018	2017
At January 1	₱1,705,802,078	₱1,606,287,759
Additions (Note 21)	436,522,946	147,269,942
Effect of change in estimates (Notes 10 and 21)	(218,199,651)	159,731,132
Usage	(1,598,420,875)	(293,107,253)
Accretion of interest (Note 23)	97,693,062	85,620,498
At December 31	₱423,397,560	₱1,705,802,078

The Group's provision for decommissioning and site rehabilitation relates to rehabilitation activities for the coal pits for its mining segment and dismantling and restoration activities for its power segment. Segment breakdown of provision for decommissioning and site rehabilitation follows:

	2018	2017
Mining	₱402,476,406	₱1,686,536,073
Power	20,921,154	19,266,005
	₱423,397,560	₱1,705,802,078

These provisions have been created based on the group's internal estimates. Discount rates used by the Group to compute for the present value of liability for decommissioning and site rehabilitation cost range from 7.07% to 7.27% and 4.80% to 7.50% in 2018 and 2017, respectively. Assumptions based on current economic environment have been made, which management believes are reasonable bases upon which to estimate the future liability. These estimates are reviewed regularly to take into account any material changes to the assumptions. However, actual rehabilitation costs will ultimately depend upon future market prices for the necessary decommissioning works required which will reflect market conditions at the relevant time. Furthermore, the timing of rehabilitation is likely to depend on when the mines cease to produce at economically viable rates. This, in return, will depend upon future coal prices, which are inherently uncertain.

There are currently two minesites identified with coal deposits which are currently operational, namely Molave and Narra. Panian minesite has been depleted and its operations was closed in September 2016. All minesites are located in Semirara Island in Antique Province.

Based on the latest rehabilitation plan, the Group is expecting to rehabilitate 400 hectares each for Panian, Narra and Molave minesites and 2,625 hectares in areas outside the minesites. In 2017, the previous plan to complete backfilling of Panian minesite for a period of nine (9) years was proposed to be accelerated to two (2) years, such that the entire open pit will be covered with overburden from Narra and Molave minesites. Thus, the Group recognized additional costs in 2017, representing the incremental costs of moving the overburden from Narra and Molave minesites. In 2018, considering the experience in the ongoing execution of the accelerated rehabilitation plan, management revisited certain procedures, practices and assumptions (e.g., movement of the overburden, backfill elevation level) which resulted to adjustment in the previously estimated provision for decommissioning and site rehabilitation cost.



Resulting changes in estimate pertaining to minesites which are currently operational (Narra and Molave minesites) amounted to (₱218.19 million) and ₱159.73 million (recognized as adjustment to 'Mine properties, mining tools and other equipment' under property, plant and equipment account) in 2018 and 2017, respectively (see Note 10).

17. Capital Stock

The details of the Parent Company's capital stock as of December 31, 2018 and 2017 are as follows:

	2018	
	Shares	Amount
Authorized - ₱1 par value		
Balance at beginning and end of year	10,000,000,000	₱10,000,000,000
Issued and outstanding		
Capital stock		
Balance at beginning and end of year	4,264,609,290	₱4,264,609,290
Treasury shares		
Balance at beginning of year	(6,198,670)	(487,919,538)
Treasury shares acquired	(7,863,000)	(251,607,140)
Balance at end of year	(14,061,670)	(739,526,678)
	4,250,547,620	₱3,525,082,612
	2017	
	Shares	Amount
Authorized - ₱1 par value		
Balance at beginning of year	3,000,000,000	₱3,000,000,000
Increase in authorized capital stock	7,000,000,000	7,000,000,000
Balance at end of year	10,000,000,000	₱10,000,000,000
Issued and outstanding		
Capital stock		
Balance at beginning of year	1,068,750,000	₱1,068,750,000
Stock dividends declared (Note 18)	3,195,859,290	3,195,859,290
Balance at end of year	4,264,609,290	4,264,609,290
Treasury shares		
Balance at beginning of year	(3,463,570)	(387,547,028)
Treasury shares acquired	(2,735,100)	(100,372,510)
Balance at end of year	(6,198,670)	(487,919,538)
	4,258,410,620	₱3,776,689,752

On November 28, 1983, the SEC approved the issuance and public offering of 55,000.00 million common shares of the Parent Company at an offer price of ₱0.01 per share. Additional public offering was also approved by SEC on February 4, 2005 for 46.87 million common shares at an offer price of ₱36.00 per share.

On August 18, 2014, the SEC approved the increase in authorized capital stock of the Parent Company from ₱1,000.00 million to ₱3,000.00 million divided into 3,000.00 million common shares with a par value of ₱1 per share.



On February 23, 2017, the SEC approved the increase in authorized capital stock of the Parent Company from ₱3,000.00 million to ₱10,000.00 million divided into 10,000.00 million common shares with a par value of ₱1 per share.

Treasury shares

On December 7, 2017, the BOD approved the share buy-back program wherein the Parent Company will buy-back shares at prevailing market price not exceeding 2,000 million shares (or equivalent amount of ₱2,000.00 million) beginning December 8, 2017. In 2018 and 2017, the Parent Company has bought-back a total of 7,863,000 shares for a total consideration of ₱251.61 million and 2,735,100 shares for a total consideration of ₱100.37 million, respectively. This is presented as treasury shares in the consolidated statements of financial position.

On August 15, 2016, the BOD approved the share buy-back program wherein the Parent Company will buy-back shares at prevailing market price not exceeding 20 million shares for a period of 60 days beginning August 18, 2016. As of December 31, 2016, the Parent Company has bought-back a total of 3,463,570 shares for a total consideration of ₱387.55 million. This is presented as treasury shares in the consolidated statements of financial position.

Retained earnings are further restricted for the payment of dividends to the extent of the cost of the shares held in treasury and deferred tax asset recognized in profit or loss as of December 31, 2018 and 2017.

The Parent Company's track record of capital stock is as follows:

	Number of shares registered	Issue/offer price	Date of approval	Number of holders as of yearend
At January 1, 2001	1,630,970,000	₱1/share		
Add (deduct):				
Additional issuance	19,657,388	₱1/share	July 2, 2004	
Conversion of preferred shares to common shares	225,532	₱1/share	July 2, 2004	
Decrease in issued and outstanding common share from capital restructuring	(1,625,852,920)			
Share dividends	225,000,000	₱1/share	July 2, 2004	
Public offering additional issuance	46,875,000	₱36/share	February 4, 2005	
December 31, 2010	296,875,000			632
Add: Share rights offering	59,375,000	₱74/share	June 10, 2010	7
December 31, 2011	356,250,000			639
Add: Movement	-			24
December 31, 2012	356,250,000			663
Add: Movement	-			-
December 31, 2013	356,250,000			663
Add: Stock dividends	712,500,000		August 22, 2014	5
December 31, 2014	1,068,750,000			668
Add: Movement	-			9
December 31, 2015	1,068,750,000			677
Add: Movement	(3,463,570)		August 15, 2016	16
December 31, 2016	1,065,286,430			693
Add: Stock dividends	3,195,859,290		February 23, 2017	-
Add: Movement	(2,735,100)		December 7, 2017	1
December 31, 2017	4,258,410,620			694
Add: Movement	(7,863,000)		December 7, 2017	15
December 31, 2018	4,250,547,620			709



18. Retained Earnings

As of December 31, 2018 and 2017, retained earnings amounted to ₱29,768.07 million and ₱27,313.40 million, respectively. The amounts include the accumulated equity in undistributed net earnings of subsidiaries which are not available for dividends until declared by the BOD of the respective subsidiaries. The retained earnings is also restricted to the extent of the cost of the treasury shares.

In accordance with SEC Memorandum Circular No. 11 issued in December 2008, the Parent Company's retained earnings available for dividend declaration as of December 31, 2018 and 2017 amounted to ₱8,014.77 million and ₱6,106.71, respectively.

Cash Dividends

On November 7, 2018, the Parent Company's BOD authorized the Parent Company to declare and distribute special cash dividends of ₱1.00 per share or ₱4,250.55 million to stockholders of record as of November 21, 2018. The said cash dividends were paid on December 14, 2018.

On February 22, 2018, the Parent Company's BOD authorized the Parent Company to declare and distribute regular cash dividends of ₱1.25 per share or ₱5,320.16 million to stockholders of record as of March 8, 2018. The said cash dividends were paid on March 22, 2018.

On August 9, 2017, the Parent Company's BOD authorized the Parent Company to declare and distribute cash dividends of ₱5.00 per share or ₱5,326.43 million to stockholders of record as of April 11, 2017. The said cash dividends were paid on September 8, 2017.

On March 27, 2017, the Parent Company's BOD authorized the Parent Company to declare and distribute cash dividends of ₱5.00 per share or ₱5,326.43 million to stockholders of record as of August 25, 2017. The said cash dividends were paid on April 25, 2017.

On April 29, 2016, the Parent Company's BOD authorized the Parent Company to declare and distribute cash dividends of ₱4.00 per share or ₱4,275.00 million to stockholders of record as of May 17, 2016. The said cash dividends were paid on May 27, 2016.

Stock Dividends

On February 23, 2017, the stockholders of the Parent Company approved the 300% stock dividends amounting to ₱3,195.86 million, divided into 3,195.86 million shares at the par value of ₱1.00 per share, or three common shares for every one common share held, from the unrestricted retained earnings of the Parent Company as of December 31, 2016, and to be issued from the increase in the authorized capital stock of the Parent Company. On August 30, 2017, SEC approved and fixed the record date on September 15, 2017.

Appropriations

As of December 31, 2017, the 2013 appropriations of ₱1,600.00 million and ₱700.00 million for the power generation and coal mining operations, respectively, are retained for the continuing capital expenditure for the power and coal mining segment.

On March 27, 2017, in relation to the completion of the 2x150 coal-fired thermal power plant of SLPGC, the BOD approved the reversal of previously appropriated retained earnings of ₱3,000.00 million.



On February 23, 2017, the BOD approved the appropriation of ₱4,500.00 million from the unappropriated retained earnings as of December 31, 2016 for other investments of the Group. This appropriation is intended for the ongoing power capacity expansion project which are expected to be completed by 2023.

On November 8, 2016, the BOD approved the appropriation of ₱2,500.00 million from the unappropriated retained earnings as of December 31, 2015 as additional capital expenditure for the Phase 2 Power Plant expansion project under SRPGC which was initially expected to be completed in 2021 but has been moved to 2023.

On November 11, 2015, the BOD approved the appropriation of ₱3,000.00 million from the unappropriated retained earnings as of December 31, 2014 to be used for 2x150 coal-fired thermal power plant expansion of SLPGC. The said power plant started commercial operations in April 2016 and was able to obtain Certificate of Compliance (COC No. 17-05-M-00107L) from ERC in 2017 and Taking-Over Certificate was issued by SLPGC (Owner) to Engineering Procurement and Construction (EPC) Contractor on July 5, 2017.

On August 8, 2013, the BOD approved the appropriation of ₱1,600.00 million from the unappropriated retained earnings as of December 31, 2012, as additional capital expenditure and investment in power expansion projects of the Group which are expected to be completed by 2021.

On March 12, 2013, the BOD of the Parent Company ratified the remaining ₱700.00 million appropriations to partially cover new capital expenditures for the Group's mine operation.

19. Related Party Transactions

The Group in its regular conduct of business has entered into transactions with related parties. Parties are considered to be related if, among others, one party has the ability, directly or indirectly, to control the other party or exercise significant influence over the other party in making the financial and operating decisions, the parties are subject to common control or the party is an associate or a joint venture. The Group has affiliates enumerated below which are under common control of DMCI-HI and Consunji family.

Except as indicated otherwise, the outstanding accounts with other related parties shall be settled in cash. The transactions are made at terms and prices agreed upon by the parties.

The significant transactions with related parties follow:

	Reference	Amount/Volume	2018		
			Receivable (Payable)	Terms	Conditions
Trade receivables (Note 5)					
<i>Entities under common control</i>					
Sale of materials, services and reimbursement of shared expenses	(a)	(₱193,531,095)	₱47,521,278	Noninterest-bearing, due and demandable	Unsecured, no impairment
Trade payables (Note 15)					
<i>Entities under common control</i>					
Operation and maintenance fees	(b)	(₱12,447,959)	(₱38,916,319)	30 days, noninterest-bearing	
Coal handling services	(c)	43,159,133	(109,915,249)	30 days, noninterest-bearing	Unsecured
(Forward)					



2018					
	Reference	Amount/Volume	Receivable (Payable)	Terms	Conditions
Mine exploration and hauling services	(d)	(₱63,705,310)	(₱128,505,310)	30 days, noninterest-bearing 30 days for monthly billings and portion after expiration of, retention period,	Unsecured
Construction and other outside services	(e)	387,519,102	(541,158,642)	noninterest-bearing 30 days,	Unsecured
Retention payable		343,952,771	(11,742,740)	noninterest-bearing 30 days,	Unsecured
Purchases of office supplies and refreshments	(f)	(211,614)	(735,075)	noninterest-bearing 30 days,	Unsecured
Land and warehouse rental expenses	(g)	60,257,156	(6,628,795)	noninterest-bearing 30 days,	Unsecured
Aviation services	(h)	(13,563,622)	(25,805,000)	noninterest-bearing 30 days,	Unsecured
Arrastre and cargo services	(i)	102,346	(1,620,561)	noninterest-bearing 30 days,	Unsecured
Others	(a)	32,000	(1,500)	noninterest-bearing	Unsecured
		₱745,094,003	(₱865,029,191)		

2017					
	Reference	Amount/Volume	Receivable (Payable)	Terms	Conditions
<u>Trade receivables (Note 5)</u>					
<i>Entities under common control</i>					
Sale of materials, services and reimbursement of shared expenses	(a)	₱153,390,884	₱241,052,373	Noninterest-bearing, due and demandable	Unsecured, no impairment

<u>Trade payables (Note 15)</u>					
<i>Entities under common control</i>					
Operation and maintenance fees	(b)	₱326,525,568	(₱26,468,360)	30 days, noninterest-bearing	
Coal handling services	(c)	853,745,798	(153,074,382)	30 days, noninterest-bearing	Unsecured
Mine exploration and hauling services	(d)	64,800,000	(64,800,000)	30 days, noninterest-bearing	Unsecured
Construction and other outside services	(e)	966,832,736	(928,677,744)	30 days for monthly billings and portion after expiration of, retention period, noninterest-bearing	Unsecured
Retention payable		5,699,192	(355,695,511)	30 days, noninterest-bearing	Unsecured
Purchases of office supplies and refreshments	(f)	—	(523,461)	30 days, noninterest-bearing	Unsecured
Land and warehouse rental expenses	(g)	64,983,195	(66,885,951)	30 days, noninterest-bearing	Unsecured
Aviation services	(h)	103,559,792	(12,241,378)	30 days, noninterest-bearing	Unsecured
Arrastre and cargo services	(i)	5,685	(1,722,907)	30 days, noninterest-bearing	Unsecured
Reimbursement of shared expenses	(a)	32,000	(33,500)	30 days, noninterest-bearing	Unsecured
		₱2,386,183,966	(₱1,610,123,194)		

<u>Other noncurrent liabilities (Note 12)</u>					
<i>Entities under common control</i>					
Retention payable	(k)	₱—	(₱46,231,575)	Noninterest-bearing	Unsecured



- a. This pertains to the services rendered, deliveries of goods and reimbursement of expenses advanced by the Group to its affiliates. This includes contracted services, share in rental expenses, office materials and supplies, maintenance and renewal expenses of information systems and compensation settlement from DMCI for the delay of construction of 2x150 MW coal-fired thermal power plant of SLPGC.
- b. SCPC engaged DMCI Power Corporation (DMCI Power), an entity under common control of DMCI-HI, for the management, operation and maintenance of the power plant.
- c. SCPC and SLPGC entered into a voyage charter agreement with DMC Construction Equipment and Resources, Inc. (DMC CERI). SLPGC and SCPC hired St. John Bulk Handlers, Inc. (SJBHI) for its coal handling services. Cost of coal handling services provided by SJBHI to SLPGC are offset against commissioning revenue during the commissioning stage and included in the 'Cost of power sales' after start of commercial operations. While for SCPC, these are included in the 'Cost of power sales' (see Note 21).
- d. DMC-CERI had transactions with the Parent Company for services rendered relating to the Parent Company's coal operations. These include services for the confirmatory drilling for coal reserve and evaluation of identified potential areas, exploratory drilling of other minerals within Semirara Island, dewatering well drilling along cut-off wall of Panian mine and fresh water well drilling for industrial and domestic supply under an agreement. Expenses incurred for said services are included in cost of sales under 'Outside services' in the consolidated statements of comprehensive income (see Note 21).

DMC-CERI operate, maintain and manage Parent Company's marine vessel for use in shiploading and delivery of coal to its various costumer. The coal freight billing is on a per metric ton basis plus demurrage charges for delays in loading and unloading of coal cargoes. Expenses incurred for these services are included in cost of sales under 'Hauling and shiploading costs' in the consolidated statements of comprehensive income (see Note 21).

Effective 2018, the Parent Company amended its Operations and Maintenance agreement with DMC-CERI wherein, DMC-CERI will be credited for all the despatch for the early loading and unloading of coal cargos in the Semirara Port. In addition, demurrage charges shall be charged to the account of DMC-CERI or the customer on the basis of who is at fault to cause the laytime delay.

Furthermore, DMC-CERI provides the Parent Company labor services relating to coal operations including those services rendered by consultants. Expenses incurred for said services are included in cost of sales under 'Direct labor' in the consolidated statements of comprehensive income (see Note 21).

Labor costs related to manpower services rendered by DMC-CERI represent actual salaries and wages covered by the period when the services were rendered to Parent Company in its coal operations. Under existing arrangements, payments of said salaries and wages are given directly to personnel concerned.

- e. The Group contracted DMCI for the construction of its 1x 5 MW Power Plant located at Semirara Island and the construction of SLPGC's 2x150 MW coal-fired thermal power plants in Batangas. Other services include ongoing rehabilitation of existing power plant, and other constructions in compliance with its Corporate Social Responsibility (CSR) such as construction of covered tennis courts, track and field, perimeter fence and others.



In addition, the Group have retention payable to DMCI which represents amounts withheld from payments to contractors as guaranty for any claims against them. These are noninterest-bearing and will be remitted to contractors at the end of the contracted work.

- f. The Group engaged Sirawai Plywood & Lumber Corp. and South Davao Development Corporation to supply various raw materials, office supplies and refreshments.
- g. DMC Urban Property Developers, Inc. (DMC-UPDI) had transactions with the Group representing long-term lease on land, warehouse space and other transactions rendered to the Parent Company necessary for the coal operations. Land and warehouse rental expenses are included in cost of sales under 'Outside services' in the consolidated statements of comprehensive income (see Note 21).
- h. Royal Star Aviation Inc. provide maintenance services and hangarage for the Parent Company's aircraft use to transport supplies, employees and visitors in and out the minesite. The related expenses are included in cost of sales under 'Production overhead' in the consolidated statements of comprehensive income (see Note 21).
- i. In 2018 and 2017, Vincent Arrastre and Cargo Services, Inc. had transactions with the Parent Company for shipsiding services.
- j. Certain number of issued and outstanding shares of SLPGC and SCPC held by the Parent Company were used as a security of the loan availed by SLPGC and SCPC (see Note 14).

All outstanding balances from affiliates are included in receivables under 'Trade receivables - related parties' and 'Trade payables - related parties' in the consolidated statements of financial position, except for the noncurrent portion of the retention payable which are lodged under 'Other noncurrent liabilities' in the consolidated statements of financial position (see Note 12).

Terms and conditions of transactions with related parties

There have been no guarantees and collaterals provided or received for any related party receivables or payables. These accounts are noninterest-bearing and are generally unsecured. Impairment assessment is undertaken each financial year through a review of the financial position of the related party and the market in which the related party operates. As of December 31, 2018 and 2017, there were no impairment losses recognized on related party balances.

Compensation of key management personnel of the Group amounted to ₱255.96 million and ₱217.84 million in 2018 and 2017, respectively.

There are no other agreements between the Group and any of its directors and key officers providing for benefits upon termination of employment, except for such benefits to which they may be entitled under the Group's pension plan.

20. Pension Plan

The Group has a funded, noncontributory defined benefit plan covering substantially all of its regular employees. The latest actuarial valuation is for the year ended December 31, 2018.

The Group accrues retirement costs (included in 'Pension liabilities' in the consolidated statements of financial position) based on an actuarially determined amount using the projected unit credit method.



The funds are administered by a trustee bank under the supervision of the BOD of the plan. The BOD is responsible for the investment of the assets. It defines the investment strategy as often as necessary, at least annually, especially in the case of the significant market developments or changes to the structure of the plan participants. When defining the investment strategy, it takes account of the plan's objectives, benefit obligation and risk capacity. The investment strategy is defined in the form of a long-term target structure (investment policy). The BOD delegates the implementation of the investment policy in accordance with the investment strategy as well as various principles and objectives to an Investment Committee, which also consists of members of the BOD, Vice-President for Treasury and Chief Finance Officer. The Vice-President for Treasury and Chief Finance Officer oversee the entire investment process.

Under the existing regulatory framework, Republic Act No. 7641 requires a provision for retirement pay to qualified private sector employees in the absence of any retirement plan in the entity, provided however that the employee's retirement benefits under any collective bargaining and other agreements shall not be less than those provided under the law. The law does not require minimum funding of the plan.

Provisions for pension liabilities are established for benefits payable in the form of retirement pensions. Benefits are dependent on years of service and the respective employee's final compensation. The Group updates the actuarial valuation every year by hiring the services of a third party professionally qualified actuary.

There are no plan amendments, curtailments or settlements in 2018, 2017 and 2016.

The cost of defined benefit pension plans and the present value of the pension liabilities are determined using actuarial valuations.

The actuarial valuation involves making various assumptions. The principal assumptions used in determining pension liabilities for the defined benefit plan are shown below:

	2018	2017	2016
Discount rate	7.53% - 7.70%	5.77% - 6.22%	5.28% - 5.87%
Salary increase rate	3.00% - 6.00%	3.00%	3.00%

The weighted average duration of significant defined benefit obligation per segment are as follows (average number of years) for 2018 and 2017:

	2018	2017
Mining	4.2 years	6.5 years
Power	7.45 years	10.30 years

The following table summarizes the components of pension expense in the consolidated statements of comprehensive income:

	2018	2017	2016
Current service cost	₱47,298,034	₱44,616,166	₱39,628,111
Interest expense related to the defined benefit liability	17,650,257	10,471,117	10,684,019
Interest income related to plan assets	(3,967,603)	(3,938,353)	(4,384,303)
	₱60,980,688	₱51,148,930	₱45,927,827



The above pension expense is included as 'Direct labor' under cost of sales and 'Personnel costs' under operating expenses in the consolidated statements of comprehensive income (see Notes 21 and 22).

The following tables provide analyses of the movement in the defined benefit liability, fair value of plan assets and pension liabilities recognized on consolidated statements of financial position:

	2018	2017
Defined benefit liability at beginning of year	₱302,974,522	₱185,609,013
Current service cost	47,298,034	44,616,166
Interest expense	17,650,257	10,471,117
Remeasurement of defined benefit liability:		
Arising from changes in financial assumptions	(35,493,526)	(4,094,013)
Experience gains (losses)	(39,458,345)	91,582,561
Benefits directly paid by the Group	(7,417,414)	(20,736,252)
Benefits paid from plan asset	-	(4,474,070)
Defined benefit liability at end of year	₱285,553,528	₱302,974,522

	2018	2017
Fair value of plan assets at beginning of year	₱68,762,612	₱71,574,235
Interest income	3,967,603	3,938,353
Benefits paid from plan assets	-	(4,474,070)
Remeasurement losses arising from return on plan assets	(3,176,241)	(2,275,906)
Fair value of plan assets at end of year	₱69,553,974	₱68,762,612

Net pension liability at beginning of year	₱234,211,910	₱114,034,778
Net pension expense	60,980,688	51,148,930
Actuarial losses (gains) recognized in OCI	(71,775,630)	89,764,454
Benefit directly paid by the Group	(7,417,414)	(20,736,252)
Net pension liability at end of year	₱215,999,554	₱234,211,910

The Group does not expect any contribution into the pension fund for the next 12 months.

The composition and fair value of plan assets as at the end of reporting date are as follows:

	2018	2017
Cash and cash equivalents	₱3,632,656	₱3,466,987
Equity instruments		
Financial institutions	3,429,928	5,000
Real estate	4,990,000	5,260,000
Debt instruments		
Government securities	44,569,274	47,067,174
Unquoted debt securities	11,892,883	11,941,409
Receivables	1,039,233	1,022,042
	₱69,553,974	₱68,762,612

Trust fee in 2018 and 2017 amounted to ₱34,103 and ₱34,059, respectively.



The composition of the fair value of the plan assets includes:

Cash and cash equivalents - include savings and time deposit with banks and special deposit account with Bangko Sentral ng Pilipinas.

Investment in equity securities - includes investment in common and preferred shares of financial institutions traded in the Philippine Stock Exchange.

Investment in debt securities - government securities - include investment in Philippine Retail Treasury Bonds and Fixed Rate Treasury Notes.

Investments in unquoted debt securities - include investment in long-term debt notes and retail bonds.

Receivables - pertain to interest and dividends receivable on the investments in the fund.

The management performs a study of how to match its existing assets versus the pension liabilities to be settled. The overall investment policy and strategy of the Group's defined benefit plan is guided by the objective of achieving an investment return which, together with contributions, ensures that there will be sufficient assets to pay pension benefits as they fall due while also mitigating the various risks of the plan. The Group's current guiding strategic investment strategy consists of 81% and 86% of debt instruments, 12% and 5% of equity instruments and 7% and 1% of others for 2018 and 2017, respectively.

Each sensitivity analysis on the significant actuarial assumptions was prepared by remeasuring the Defined Benefit Obligation (DBO) at the reporting date after first adjusting one of the current assumptions according to the applicable sensitivity increment or decrement (based on changes in the relevant assumption that were reasonably possible at the valuation date) while all other assumptions remained unchanged. The sensitivities were expressed as the corresponding change in the DBO.

It should be noted that the changes assumed to be reasonably possible at the valuation date are open to subjectivity, and do not consider more complex scenarios in which changes other than those assumed may be deemed to be more reasonable.

	2018		2017	
	Increase (Decrease)	Effect on Defined Benefit Liability	Increase (Decrease)	Effect on Defined Benefit Liability
Discount rates	+1% -1%	(P4,499,231) 5,014,959	+0.5% to 1% -0.5% to 1%	(P20,425,777) 23,933,523
Future salary increases	+1% -1%	5,151,066 (4,693,554)	+1% -1%	21,005,802 (18,197,256)

Shown below is the maturity analysis of the undiscounted benefit payment up to 10 years:

	2018	2017
Less than 1 year	P120,876,357	P111,829,531
More than 1 year to 5 years	107,789,070	104,675,611
More than 5 years to 10 years	169,791,029	131,707,999
	P398,456,456	P348,213,141

The Group has no other transactions with the fund.



21. Cost of Sales

Cost of coal sales consists of:

	2018	2017	2016
Cost of coal (Note 7)			
Fuel and lubricants	₱3,341,535,352	₱2,653,577,777	₱1,489,016,376
Depreciation and amortization (Notes 10 and 12)	3,276,055,748	2,775,248,241	1,157,006,529
Materials and supplies (Note 19)	2,754,257,594	3,397,821,000	4,371,052,573
Production overhead (Note 19)	1,046,686,558	741,646,375	207,552,739
Direct labor (Notes 19 and 20)	856,743,901	896,317,627	700,275,846
Outside services (Note 19)	526,404,379	1,134,591,537	1,549,788,146
Provision for decommissioning and site rehabilitation (Note 16)	436,522,946	147,269,942	1,089,423,459
	12,238,206,478	11,746,472,499	10,564,115,668
Hauling and shiploading costs (Notes 10 and 19)	23,877,634	163,963,714	449,384,137
	₱12,262,084,112	₱11,910,436,213	₱11,013,499,805

Cost of power sales consists of:

	2018	2017	2016
Coal	₱4,321,480,004	₱4,399,206,475	₱2,559,889,904
Depreciation and amortization (Note 10)	2,444,928,202	2,164,203,384	2,170,627,728
Energy spot purchases	1,203,199,309	1,252,554,813	2,495,357,262
Coal handling expense (Note 19)	278,321,004	283,495,892	127,518,172
Diesel	164,674,176	133,883,247	43,426,757
Bunker	58,678,806	38,337,893	137,044,067
Market fees	55,504,243	31,173,053	28,091,496
Lube	37,695,635	20,471,045	42,912,606
Others	17,604,798	99,720,106	82,653,529
	₱8,582,086,177	₱8,423,045,908	₱7,687,521,521

The cost of coal on power sales consists of:

	2018	2017	2016
Fuel and lubricants	₱1,373,299,507	₱1,082,656,318	₱346,095,070
Materials and supplies (Note 19)	1,131,940,919	1,386,306,595	1,015,972,538
Depreciation and amortization (Notes 10 and 12)	752,611,208	672,061,538	268,925,354
Production overhead	430,165,773	362,676,714	301,458,785
Direct labor (Notes 19 and 20)	352,103,405	365,696,439	162,766,523
Outside services (Note 19)	273,787,618	462,911,887	360,220,375
Hauling and shiploading costs (Note 19)	7,571,574	66,896,984	104,451,259
	₱4,321,480,004	₱4,399,206,475	₱2,559,889,904



22. Operating Expenses

	2018	2017	2016
Government share (Note 28)	₱3,569,015,013	₱4,306,810,763	₱2,649,979,160
Depreciation and amortization (Notes 3 and 10)	1,288,048,897	901,986,496	56,790,728
Taxes and licenses	609,610,558	755,955,043	549,068,101
Personnel costs (Notes 19 and 20)	476,886,202	417,678,271	362,922,245
Operation and maintenance (Note 19)	418,287,094	419,748,118	411,460,868
Repairs and maintenance	402,427,446	435,377,879	330,609,401
Office expenses (Note 19)	252,947,300	286,175,538	146,989,002
Insurance and bonds	161,958,470	149,429,339	116,303,915
Professional fees	91,302,820	75,318,289	68,321,444
Entertainment, amusement and recreation	73,506,431	67,439,681	32,347,816
Transportation and travel	25,330,965	37,708,369	17,892,216
Provision for doubtful accounts (Note 5)	25,330,965	151,886	149,533,034
Marketing	5,424,720	6,919,797	1,990,558
Impairment loss (Note 12)	-	156,068,023	-
Others (Notes 7 and 10)	375,364,074	190,261,836	104,657,752
	₱7,775,795,327	₱8,207,029,328	₱4,998,866,240

Others pertain to various expenses such as advertising and utilities.

23. Finance Costs

	2018	2017	2016
Interest on:			
Long-term debt (Note 14)	₱717,642,152	₱493,971,277	₱423,378,970
Accretion of cost of decommissioning and site rehabilitation (Note 16)	97,693,062	85,620,498	25,219,891
Short-term loans (Note 13)	52,168,582	56,968,000	77,918,662
Amortization of debt issuance cost (Note 14)	11,095,035	8,283,385	13,596,689
Bank charges and others	64,336,144	73,225,296	58,878,494
	₱942,934,975	₱718,068,456	₱598,992,706

24. Finance Income

	2018	2017	2016
Interest on:			
Cash in banks (Note 4)	₱27,277,723	₱24,140,288	₱36,767,808
Cash equivalents (Note 4)	101,375,339	71,184,403	41,720,476
Investment in sinking fund (Note 11)	-	687,420	4,313,045
Others	515,305	384,687	437,367
	₱129,168,367	₱96,396,798	₱83,238,696



25. Other Income

	2018	2017	2016
Recoveries from insurance claims and claims from third party settlement (Notes 5 and 29)	₱287,765,808	₱514,088,242	₱218,030,806
Sale of fly ash	189,761,785	178,931,960	123,188,392
Gain on financial assets at FVPL (Note 6)	91,593,548	256,269,156	-
Gain on sale of equipment (Note 10)	22,683,458	126,227,184	-
Commissioning income	-	-	595,343,004
Miscellaneous	16,607,255	98,545	1,879,796
	₱608,411,854	₱1,075,615,087	₱938,441,998

Recoveries from insurance claims and claims from third party settlement

Recoveries from insurance claims pertain to the amount reimbursed by the insurer on insured equipment that were damaged. In 2018, the Group received insurance claims amounting to ₱476.14 million to cover the cost of repair for the unplanned shutdown of Unit 3 of SLPGC's 2x150 MW coal-fired power plant. Additional claims that are expected to be collected subsequent to December 31, 2018 amounting to ₱7.62 million were recognized as other receivables in the consolidated statements financial position (see Note 5). The amount of other income recognized from the insurance claims is net of related cost of repairs amounting to ₱250.77 million.

In 2017, the Group recognized recoveries from settlement agreement from the EPC contractor representing compensation for the delay in completion of construction 2x150 MW coal-fired thermal power plant and income from claims from PSALM and NPC as discussed in Note 5.

Gain on financial assets at FVPL

Net gain on financial assets at FVPL related to the fair value gain settle differences with a retail electricity supplier. This includes realized gain amounting to ₱65.82 million and ₱36.60 million in 2018 and 2017, respectively (see Note 6).

Commissioning income

Commissioning income pertains to net revenue earned by the Group from the testing phase of the 2x150 MW Circulating Fluidized Bed (CFB) coal-fired thermal power plant during the first quarter of 2016.

Miscellaneous

Miscellaneous pertains to sale of sample products for its claystone business.

26. Income Tax

The provision for income tax consists of:

	2018	2017	2016
Current	₱704,272,857	₱1,079,306,693	₱837,219,939
Final	24,815,699	19,168,305	13,884,010
Deferred	412,402	156,853,425	11,975,636
	₱729,500,958	₱1,255,328,423	₱863,079,585



The reconciliation of the effective statutory income tax rate to the effective income tax rate shown in the consolidated statements of comprehensive income follows:

	2018	2017	2016
Statutory income tax rate	30.00%	30.00%	30.00%
Adjustments for:			
Nondeductible expense	0.29	0.16	0.18
Nondeductible interest expense	0.02	0.07	0.05
Movement in unrecognized deferred tax assets	0.24	0.48	4.36
Interest income already subject to final tax at a lower rate	(0.11)	(0.10)	(0.08)
Tax-exempt income	(24.72)	(22.49)	(27.82)
Effective income tax rate	5.72%	8.12%	6.69%

The components of net deferred tax assets as of December 31, 2018 and 2017 follow:

	2018	2017
Deferred tax assets (liabilities) on:		
Allowance for expected credit losses and impairment losses	₱485,534,674	₱477,935,385
Accrual of pension obligation	42,367,760	62,621,374
Allowance for inventory obsolescence	20,218,166	20,218,166
Provision for decommissioning and site rehabilitation	4,080,821	3,580,981
Unrealized foreign exchange gain - net	(16,109,834)	(15,743,149)
Claims from third party settlement	(99,695,533)	(99,023,728)
Others	(1,312,127)	634,357
	₱435,083,927	₱450,223,386

The components of net deferred tax liabilities as of December 31, 2018 and 2017 follow:

	2018	2017
Deferred tax assets (liabilities) on:		
Unrealized gain from financial contract	(₱73,633,133)	(₱65,900,403)
Accrual of pension obligation	11,661,764	10,909,718
Provision for decommissioning and site rehabilitation	175,052	-
	(₱61,796,317)	(₱54,990,685)

Deferred tax assets are recognized only to the extent that taxable income will be available against which the deferred tax assets can be used.



The Group has the following deductible temporary differences that are available for offset against future taxable income or tax payable for which deferred taxes have not been recognized:

	2018	2017
NOLCO	₱1,809,786,446	₱4,265,844,135
Allowance for impairment losses	156,068,023	156,068,023
	₱1,965,854,469	₱4,421,912,158

Rollforward analysis of the Group's NOLCO follows:

	2018	2017
Balance at beginning of year	₱4,265,844,135	₱9,143,865,427
Addition	-	418,554
Expiration	(2,456,057,689)	(4,878,439,846)
Balance at the end of year	₱1,809,786,446	₱4,265,844,135

The Group did not recognize deferred tax assets on NOLCO from the following periods:

Year Incurred	Amount	Expiry Year
2017	₱418,554	2020
2016	1,809,367,892	2019
	₱1,809,786,446	

Board of Investments (BOI) Incentives

Parent Company

In relation to the Parent Company's operation in Panian minesite, on September 26, 2008, the BOI issued in favor of the Parent Company a Certificate of Registration as an Expanding Producer of Coal in accordance with the provisions of the Omnibus Investments Code of 1987. Pursuant thereto, the Parent Company shall be entitled to the following incentives, among others:

- a. Income tax holiday (ITH) for six years from September 2008 or actual start of commercial operations, whichever is earlier, but in no case earlier than the date of registration. For purposes of availment of ITH, a base figure of 2,710,091 MT representing the Parent Company's average sales volume for the past three years prior to the expansion shall be used.

The Parent Company shall initially be granted a four-year ITH. The additional two-year ITH shall be granted upon submission of completed or on-going projects in compliance with its CSR, which shall be submitted before the lapse of its initial four-year ITH. The Parent Company's ITH of six years lapsed in September 2014.

On May 1, 2014, BOI approved the Parent Company's additional year of ITH entitlement from September 2014 to September 2015, which was extended by the BOI to September 2016.

- b. Employment of foreign nationals. This may be allowed in supervisory, technical or advisory positions for five years from the date of registration. The president, general manager and treasurer of foreign-owned registered companies or their equivalent shall not be subject to the foregoing limitations.



Date of filing: Application shall be filed with the BOI Incentives Department before assumption to duty of newly hired foreign nationals and at least one month before expiration of existing employment for renewal of visa.

- c. Simplification of Customs procedures for the importation of equipment, spare parts, raw materials and supplies.

On August 19, 2009, the BOI granted the Parent Company's request for a reduced base figure from 2,710,091 MT to 1,900,000 MT representing the average sales volume for the past eight years (2000 to 2007) prior to registration with BOI.

The Parent Company's Certificate of Registration for Panian Minesite has expired on September 26, 2016 simultaneous to the full depletion of the mineable ore reserve.

On August 31, 2012 and February 24, 2016, BOI has granted the Parent Company Certificates of Registration as New Producer of Coal in accordance with the provisions of the Omnibus Investments Code of 1987 in relation to the operation in Narra Minesite (formerly Bobog) (Certificate of Registration No. 2012-183) and Molave Minesite (Certificate of Registration No. 2016-042). Pursuant thereto, the Parent Company shall be entitled to the following incentives for the two Certificate of Registrations, among others:

- a. ITH for four years from January 2015 and January 2017 for Narra minesite and Molave minesite, respectively, or actual start of commercial operations, whichever is earlier, but in no case earlier than the date of registration.
- b. Income qualified for ITH availment shall not exceed by more than 10% of the projected income represented by the Parent Company in its application provided the project's actual investments and employment match the Parent Company's representation in the application.

The Parent Company availed of incentive in the form of ITH on its income under registered activities amounting to ₱2,992.59 million, ₱2,679.13 million and ₱2,747.09 million in 2018, 2017 and 2016, respectively.

SLPGC

On June 21, 2012, the application for registration of SLPGC as new operator of 300 MW (Phase 1) Batangas Coal Fired Power Plant on a Non-Pioneer Status under the Omnibus Investments Code of 1987 (Executive Order No. 226) was approved. Pursuant thereto, SLPGC shall be entitled to the following incentives, among others:

- a. ITH for four years from January 2015 or actual start of commercial operations, whichever is earlier, but in no case earlier than the date of registration.
- b. For the first five years from date of registration, the enterprise shall be allowed an additional deduction from taxable income of fifty percent (50%) of the wages corresponding to the increment in number of direct labor for skilled and unskilled workers in the year of availments as against the previous year if the project meets the prescribed ratio of capital equipment to the number of workers set by the Board and provided that this incentive shall not be availed of simultaneously with the ITH.
- c. Importation of consigned equipment for a period of 10 years from date of registration, subject to posting of re-export bond.



- d. Employment of foreign nationals. This may be allowed in supervisory, technical or advisory positions for five years from date of registration.
- e. Simplification of customs procedures for the importation of equipment, spare parts, raw materials and supplies.

On June 19, 2015, SLPGC wrote the BOI informing the latter of the delay in the start of commercial operations of Units 1 & 2 of the 2x150 MW CFB Fired Power Plant Project citing as reason the delay in the substation interconnection of the plant due to legal and commercial issues between and among the National Power Corporation, National Transmission Corporation, First Gas Power Corporation, MERALCO, PSALM and National Grid Corporation.

On July 2, 2015, the BOI replied that the BOI may grant a request for deferment of start of commercial operations with justifiable cause for a maximum of one year. The BOI may also grant a second request for deferment for six months provided that the reason for the second request is different from the first. However, failure to start commercial operations as committed in a second request shall be a ground for automatic cancellation of registration without prejudice to filing a new application for registration.

On February 16, 2016, SLPGC informed the BOI that testing and commission commenced shortly after the interconnection issue was resolved on July 16, 2015. In said letter, SLPGC formally requested the BOI for extension of the reckoning period of ITH for the six months or up to June 2016.

On June 29, 2016, the BOI granted the request for the movement of the reckoning period for the ITH incentive from January 1, 2015 to January 1, 2016 due to the delay arising from interconnection issue which is considered as an operational force majeure. In 2018 and 2017, SLPGC availed of tax incentive in the form of ITH on its income under registered activities amounting to ₱229.95 million and ₱799.28 million, respectively.

27. Basic/Diluted Earnings Per Share

The following table presents information necessary to calculate earnings per share:

	2018	2017	2016
Net income	₱12,025,381,058	₱14,209,139,819	₱12,040,669,988
Divided by the weighted average number of common shares outstanding	4,253,177,030	4,261,034,460	4,270,694,014
Basic/diluted earnings per share	₱2.83	₱3.33	₱2.82

There have been no other transactions involving common shares or potential common shares between the reporting date and the date of authorization of these consolidated financial statements

28. Coal Operating Contract with DOE

On July 11, 1977, the Government, through its former Energy Development Board, awarded a 35-year COC to a consortium led by Vulcan Industrial & Mineral Exploration Corporation and Sulu Sea Oil Development Corporation that subsequently assigned said COC to then Semirara Coal Corporation, now the Parent Company, on April 7, 1980. On July 27, 1977, Presidential Decree (PD) 972 was amended by PD 1174: (a) increasing coal operators' maximum cost recovery from an



amount not exceeding 70% to 90% of the gross proceeds from production, and (b) increasing the amount of a special allowance for Philippine corporations from an amount not exceeding 20% to 30% of the balance of the gross income, after deducting all operating expenses. As a result, the Parent Company's COC was subsequently amended on January 16, 1981 reflecting said changes.

On May 13, 2008, the DOE granted the Parent Company's request for an extension of its COC for another 15-year or until July 14, 2027.

On November 12, 2009, the COC was amended further, expanding its contract area to include Caluya and Sibay Islands, Antique, covering an additional area of 3,000 hectares and 4,200 hectares, respectively.

On August 6, 2018, the contract area in Caluya Islands was expanded and the COC was amended further to include an additional area of 13,000 hectares.

On April 29, 2013, the DOE issued a new COC to the Parent Company granting the Parent Company the exclusive right to conduct exploration, development and coal mining operations in the municipality of Bulalacao, province of Oriental Mindoro, up to a maximum of 36 years from its effective date. The COC covers two coal-bearing parcels of land covering areas of 2,000 and 5,000 hectares, respectively.

On June 7, 2013, the DOE issued a new COC to the Parent Company granting the Parent Company the exclusive right to conduct exploration, development and coal mining operations in the municipalities of Maitum and Kiamba, province of Sarangani, up to a maximum of 36 years from its effective date. The COC covers a coal-bearing parcel of land covering area of 5,000 hectares.

In return for the mining rights granted to the Parent Company, the Government is entitled to receive annual royalty payments consisting of the balance of the gross income after deducting operating expenses, operator's fee and special allowance. The Parent Company's liability for DOE's share under this contract and to the different LGU in the province of Antique, under the provisions of the Local Government Code of 1991, amounted to ₱3,569.02 million, ₱4,306.81 million and ₱2,649.98 million in 2018, 2017 and 2016, respectively, included under 'Operating expenses' in the consolidated statements of comprehensive income (see Note 22). Payable to DOE and LGU, amounting to ₱713.35 million and ₱1,542.24 million as of December 31, 2018 and 2017 are included under the 'Trade and other payables' account in the consolidated statements of financial position (see Note 15).

The DOE, through the Energy Resources Development Bureau, approved the exclusion of coal produced and used solely by the Parent Company to feed its power plant in determining the amount due to DOE.

29. Contingencies and Commitments

SCPC

a. Provision for billing disputes

On October 20, 2010, SCPC filed a Petition for dispute resolution ("Petition") before the ERC against NPC and PSALM involving over-nominations made by NPC during the billing periods January to June 2010 beyond the 169,000 kW MERALCO allocation of SCPC, as provided under the Schedule W of the APA.



In its Petition, SCPC sought to recover the cost of energy (a) sourced by SCPC from WESM in order to meet NPC's nominations beyond the 169,000 kW MERALCO contracted demand, or (b) procured by NPC from the WESM representing energy nominated by NPC in excess of the 169,000 kW limit set in Schedule W, cost of which was charged by PSALM against SCPC. In relation to this, NPC withheld the payments of MERALCO and remitted to SCPC the collections, net of the cost of the outsourced energy.

SCPC has likewise sought to recover interest on the withheld MERALCO payments collected by PSALM that is unpaid to SCPC as of due date, to be charged at the rate of 6% computed from the date of SCPC's extrajudicial demand until full payment by PSALM.

During the preliminary conference scheduled on November 25, 2010, the ERC's hearing officer directed the parties to explore the possibility of settling the dispute amicably. As the parties failed to arrive at a compromise during the prescribed period, hearings resumed with the conduct of preliminary conference on February 23, 2011, without prejudice to the result of any further discussions between the parties for amicable settlement. The ERC set the next hearing for the presentation of witnesses on March 22 and 23, 2011.

In 2010, SCPC wrote-off the total amount withheld by NPC, which amounted to ₱383.29 million. Though a provision has already been made, SCPC has not waived its right to collect the said amount in case the outcome of the dispute resolution would be a favorable settlement for SCPC. The provision will be reversed and an income would be recognized in the 'Other income-net' account upon collection of the said receivable.

On July 6, 2011, the ERC rendered its Decision in favor of SCPC and directed the parties, among others to submit the reconciled computation of the over-nominations and other MERALCO payments withheld by PSALM during the periods January 2010 to June 2010, and for PSALM to return to SCPC the amount computed and reconciled, including the interests thereon a rate of 6% per annum. PSALM filed a Motion for Reconsideration on the Decision which was denied by ERC in an order dated February 13, 2012 for lack of merit.

On April 24, 2012, SCPC and PSALM each filed their Compliance submitting the reconciled computations of the over-nominations and other MERALCO payments withheld by PSALM, as agreed upon by the parties, in the principal amount of ₱476.00 million.

On December 4, 2013, SCPC filed a Motion for Issuance of Writ of Execution praying to direct PSALM to remit the Principal Amount, including interest of 6% per annum computed from August 4, 2010 until the date of actual payment, as well as the value added tax collected by PSALM from MERALCO, pursuant to the ERC's Decision dated July 6, 2011 and Order dated February 13, 2012.

On June 23, 2014, the ERC issued an Order granting the Writ of Execution in favor of SCPC and called a clarificatory conference on September 3, 2014 for the parties to discuss the details of the execution. PSALM filed a Motion for Reconsideration of the ERC's Order dated June 23, 2014.

On September 3, 2014 clarificatory conference, the ERC directed the parties to discuss how they could mutually carry out the execution granted by the ERC in favor of SCPC and likewise (1) granted SCPC 10 days to file its Comment/Opposition to PSALM's motion for reconsideration; and (2) ordered PSALM to file its Compliance and submit a copy of the 3rd Indorsement dated May 29, 2014 issued by the General Counsel of the Commission on Audit (COA) to PSALM.



On September 11, 2014, PSALM filed its Compliance and duly submitted the 3rd Indorsement. On September 15, 2014, SCPC filed its Opposition to PSALM's Motion for Reconsideration.

On July 18, 2017, the ERC issued an Order granting PSALM's Motion for Reconsideration (MR) and setting aside its Order dated June 23, 2014. In the said Order, the ERC stated that the grant of PSALM's motion is without prejudice to the filing of SCPC of the appropriate money claims with COA.

PSALM's Petition for Review before the Court of Appeals and Supreme Court of the Philippines
Meanwhile, PSALM filed a Petition for Review with Prayer for Temporary Restraining Order (TRO) and/or Preliminary Injunction with the Court of Appeals on March 30, 2012, questioning the ERC's decision dated July 6, 2011 and Order dated February 13, 2012. On September 4, 2012, the Court of Appeals rendered a Decision, denying PSALM's petition and affirming the related Decision and Order previously issued.

PSALM subsequently filed a Motion for Reconsideration dated September 26, 2012 and seeking the reconsideration of the Decision dated September 4, 2012. SCPC filed its Opposition to PSALM's Motion for Reconsideration on November 5, 2012. Subsequently, the Court of Appeals issued a Resolution denying the Motion for Reconsideration filed by PSALM on November 27, 2012.

On December 27, 2012, PSALM filed a Petition for Review on Certiorari with Prayer for Issuance of Temporary Restraining Order and/or Preliminary Injunction with the Supreme Court (Court).

Subsequently the Court issued a Resolution dated January 21, 2013 requiring SCPC to file a Comment to PSALM's Petition. Thus, on March 25, 2013, SCPC filed its Comment.

PSALM filed a Motion for Extension to file reply on July 25, 2013, requesting for an additional period of 10 days from July 25, 2013, or until August 4, 2013, within which to file its Reply. PSALM subsequently filed its Reply on August 2, 2013.

In a Resolution dated September 30, 2013, the Court granted PSALM's Motion for Extension to File Reply and noted the filing of PSALM's Reply.

On December 16, 2016, the Court issued a Notice of Decision and Decision dated December 5, 2016. In said Decision, the Court denied PSALM's Petition for Review on Certiorari with Prayer for issuance of Temporary Restraining Order and/or Preliminary injunction and affirmed the ruling of the Court of Appeals.

PSALM filed its Motion for Reconsideration dated January 19, 2017. On February 13, 2017, the Supreme Court rendered Decision denying with finality PSALM's Motion for Reconsideration.

On February 22, 2017, due to the denial with finality of PSALM's MR by the Supreme Court, SCPC filed with the ERC an Urgent Motion for Resolution of PSALM's Motion for Reconsideration pending with the ERC. SCPC prayed that the MR be denied and a writ of execution be issued in favor of SCPC.

Petition for Money Claim versus PSALM before the Commission on Audit (COA)

On November 27, 2017, SCPC filed before the COA a Petition for Money Claim against PSALM for the enforcement of the Decision dated July 6, 2011 and Order dated February 13, 2012 issued by the ERC in ERC Case No. 2010-058MC, as affirmed by the Court of Appeals in its Decision



dated September 4, 2012 in CA-C.R. No. 123997, and by the Supreme Court in its Decision dated December 5, 2016 in G.R. No. 204719.

On December 11, 2017, SCPC received a copy of the Order dated November 29, 2017 issued by COA directing PSALM to submit its answer to SCPC's Petition dated November 27, 2017 within 15 days from receipt thereof. Upon confirmation from the Philippine Post Office - Quezon City, PSALM received a copy of the foregoing Order on December 14, 2017. Hence, PSALM has until December 29, 2017 within which to file its answer.

As of December 31, 2017, since this case involves issues which have been settled by no less than the Supreme Court in a final and executory judgment, i.e., PSALM's liability in the principal amount of ₱476.70 million inclusive of VAT, the recovery of SCPC's money claim is certain. The filing of Petition with COA is for the purpose of executing the money judgment since the ERC refused to execute the same based on the rule that all money claims against the government must first be filed with the COA.

On February 7, 2018, SCPC filed with COA a Motion to Declare Respondent PSALM Corporation in Default in view of PSALM's failure to file Answer within the period provided by COA in the Order dated November 29, 2017. However, on February 15, 2018, SCPC received a copy of PSALM's Motion to Admit Attached Answer with Answer both dated February 12, 2018. In its Answer, PSALM confirmed that it had not made any payments in connection with the ERC Decision dated July 6, 2011 but contended that SCPC's prayer for payment of interest should be denied because allegedly, SCPC's Petition dated November 27, 2017 and the ERC decision failed to state as to when the interest should be counted from. On March 1, 2018, SCPC filed its Reply to PSALM's Answer and refuted PSALM's claim regarding imposition of interest.

On November 29, 2018, SCPC filed an Urgent Motion for Resolution with the COA praying for immediate resolution of the case. On December 14, 2018, PSALM filed its Comment to SCPC Urgent Motion for Resolution raising the same arguments raised in its Answer. On January 4, 2019, SCPC filed its Reply to PSALM's Comment to the Urgent Motion for Resolution.

To date, the case is pending for decision with the COA.

b. Operating Lease Commitment - as a Lessee

As discussed in Note 12, SCPC entered into an LLA with PSALM for the lease of land in which its plant is situated, for the period of 25 years, renewable for another 25 years, upon mutual agreement. In 2009, SCPC paid US\$3.19 million or its Peso equivalent ₱150.57 million as advance rental for the 25-year land lease.

Provisions of the LLA include that SCPC has the option to buy the Option Assets upon issuance of an Option Existence Notice (OEN) by the lessor. Option assets are parcels of land that form part of the leased premises which the lessor offers for sale to the lessee.

SCPC was also required to deliver and submit to the lessor a performance security amounting to ₱34.83 million in the form of Stand-by Letter of Credits. The Performance Security shall be maintained by SCPC in full force and effect continuously without any interruption until the Performance Security expiration date. The Performance Security initially must be effective for the period of one (1) year from the date of issue, to be replaced prior to expiration every year thereafter and shall at all times remain valid.



In the event that the lessor issues an OEN and SCPC buy the option assets, the land purchase price should be equivalent to the highest of the following and/or amounts: (i) assessment of the Provincial Assessors of Batangas Province; (ii) the assessment of the Municipal or City Assessor having jurisdiction over the particular portion of the leased premises; (iii) the zonal valuation of Bureau of Internal Revenue or, (iv) 21.00 per square meter (dollar). Valuation basis for (i) to (iii) shall be based on the receipt of PSALM of the option to exercise notice.

The exchange rate to be used should be the Philippine Dealing Exchange rate at the date of receipt of PSALM of the option to exercise notice.

On July 12, 2010, PSALM issued an OEN and granted SCPC the “Option” to purchase parcels of land (Optioned Assets) that form part of the leased premises. SCPC availed of the “Option” and paid the Option Price amounting to US\$0.32 million (₱14.72 million), exercisable within one year from the issuance of the OEN.

On April 28, 2011, SCPC sent a letter to PSALM requesting for the assignment of the option to purchase a lot with an area of 82,740 sqm in favor of its Parent Company. On May 5, 2011, PSALM approved the assignment. On June 1, 2011, SCPC exercised the land lease option at a purchase price of ₱292.62 million and is included as part of ‘Property, plant and equipment’ (see Note 10).

On October 12, 2011, SCPC reiterated its proposal to purchase the remainder of the Leased Premises not identified as Optioned Assets. One of the salient features of the proposal included the execution of Contract to Sell (CTS) between SCPC and PSALM. This included the proposal of SCPC to assign its option to purchase and sub-lease in favor of SLPGC.

On February 13, 2012, PSALM held off the approval of the proposal to purchase the portion of Calaca Leased Premises not identified as Optioned Assets, subject to further studies. On the same date, PSALM Board has approved SCPC’s request to sub-lease a portion of the Calaca Leased Premises to SLPGC for the purpose of constructing and operating a power plant.

On February 14, 2014, SCPC reiterated its proposal to purchase the Calaca Leased Premises not identified as Optioned Assets.

On February 1, 2017, SCPC again reiterated to PSALM its proposal to purchase the Calaca Leased Premises.

c. Power Supply Agreement with MERALCO

On December 20, 2011, SCPC entered into a new power supply agreement with MERALCO which took effect on December 26, 2011 and shall have a term of (7) seven years, extendable upon mutual agreement by the parties for another three years. Based on this agreement, SCPC shall provide MERALCO with an initial contracted capacity of 210MW and shall be increased to 420MW upon commercial operation of the plant’s Unit 1. Commercial operation of plant’s Unit 1 started in June 2013. The contract upon mutual agreement was extended from December 26, 2018 to June 25, 2019 for 250MW.

SCPC will be providing MERALCO with an initial contracted capacity of 210 MW and will be increased to 420 MW upon the commercial operation of the plant’s Unit 1.



On March 12, 2012, MERALCO filed an application for the *Approval of the Power Supply Agreement (PSA) between MERALCO and SCPC, with a Prayer for Provisional Authority*, docketed as ERC Case No. 2011-037 RC.

In the said application, MERALCO alleged and presented on the following: a.) the salient provisions of the PSA; b.) payment structure under the PSA; c.) the impact of the approval of the proposed generation rates on MERALCO's customers; and d.) the relevance and urgent need for the implementation of the PSA.

On December 17, 2012, the ERC issued a Decision approving the application with modification. On January 7, 2013, applicant MERALCO filed a Motion for Partial Reconsideration of the ERC Decision dated December 17, 2012 to introduce additional material evidence not available at the time of the filing of the application, in support of the reconsideration of the approved Fixed O&M (FOM) fee of ₱4,785.12/kW per year. On February 8, 2013, MERALCO filed its Supplemental Motion for Partial Reconsideration with Motion for Clarification (Supplemental Motion) to include the recovery of cost of diesel not as part of the variable O&M Fee.

On May 2, 2018, the ERC issued an Order of even date, requiring submission of documentary requirements to support its Motion for Partial Reconsideration and the Supplemental Motion. On May 23, 2018, SCPC submitted its Compliance with Motion for Early Resolution to the ERC. On May 29, 2018, SCPC received an Order from the ERC allowing recovery of the cost of diesel during Power Plant's Startup and Shutdown under Reimbursable Cost but deferred MERALCO's prayer to adjust the approved FOM fee of ₱4,785.12/kW-Year to ₱4,977.45/kW-Year.

On July 17, 2018, further to ERC Order dated May 29, 2018, SCPC issued a Debit Memo to MERALCO and MERALCO RES in the amounts of ₱1,170.44 million and ₱407.46 million, respectively.

On August 20, 2018, SCPC received a copy of MERALCO's Motion for Clarification with Manifestation seeking to clarify the details of the approved components of the FOM fee, including the amounts pertaining to diesel and bunker oil. MERALCO also sought to clarify that the ERC grant of the Power Plant's Startup and Shutdown under Reimbursable Cost refers to Component E of the Payment Structure discussed in Appendix E of the PSA to avert any erroneous/invalid billing from SCPC regarding Reimbursable Costs. On August 30, 2018 MERALCO filed with the ERC its Urgent Motion for Resolution of its earlier Motion for Clarification with Manifestation.

To date, ERC has yet to resolve the pending motions filed by MERALCO.

d. Power Supply Agreement with MERALCO RES

On May 5, 2017, SCPC entered into a new power supply agreement with MERALCO through its retail electricity supply business segment which will take effect on June 26, 2019 and shall have a term of ten years extendable upon mutual agreement by the parties for another four years. SCPC will be providing MERALCO RES with an initial contracted capacity of 170MW from June 26, 2019 until December 25, 2019 and will be increased to 420MW from December 26, 2019 until the end of the term.



e. Dispute Resolution Proceedings with MERALCO (Line Loss Rental)

On August 29, 2013, MERALCO filed a Petition for Dispute Resolution before the ERC against SCPC and other generating companies praying for refund of the amount of line loss allegedly collected by the said generating companies corresponding to 2.98% of the NPC-Time of Use (TOU) amounts paid to the generating companies as assignees of the portions of the contracted energy volume under the NPC-MERALCO Transition Supply Contract pursuant to the Orders dated March 4, 2013 and July 1, 2013 issued by the ERC in ERC Case No. 2008-083MC. The total amount claimed by MERALCO against SCPC representing line loss amounts allegedly received by SCPC beginning 2009 amounts to ₱265.54 million.

The ERC issued an Order dated September 10, 2013 for the generating companies to file comments on MERALCO's Petition and set the hearing on October 17, 2013.

On September 20, 2013, the generating companies filed a Joint Motion to Dismiss arguing that MERALCO's Petition failed to state a cause of action and the ERC has no jurisdiction over the subject matter of the case.

On September 25, 2013, the ERC directed MERALCO to file its comments on the Joint Motion to Dismiss. The ERC likewise set the hearing on the Joint Motion to Dismiss on October 14, 2013.

On October 14, 2013, during the hearing on the Joint Motion to Dismiss, ERC directed MERALCO to furnish the generating companies of its Comment and Pre-Trial Brief; granted MERALCO a period of three (3) days from receipt of the generating companies Reply within which to file a Rejoinder; granted the generating companies a period of five days from receipt of MERALCO's Rejoinder to file a Sur-Rejoinder. The ERC denied the generating companies prayer to hold in abeyance the conduct of the initial hearing on October 17, 2013 and shall proceed on said date only insofar as the jurisdictional hearing is concerned without prejudice to the ERC's resolution of the Joint Motion to Dismiss.

The generating companies' Joint Motion to Dismiss has been submitted for resolution. As of December 31, 2018, the Joint Motion to Dismiss has yet to be resolved.

f. Contract for the Fly Ash of the Power Plant

On October 20, 1987, NPC and Pozzolanica Australia Pty, Ltd. ("Pozzolanica") executed the Contract for the Purchase of Fly Ash of the Power Plant (the "Pozzolanica Contract"). Under the Pozzolanica Contract, Pozzolanica was given the right to sell, store, process, remove or otherwise dispose of all fly ash produced at the first unit of the Power Plant. It was also granted the first option to purchase fly ash, under similar terms and conditions, from the second unit of the Power Plant that NPC may construct. It may also exercise the exclusive right of first refusal to purchase fly ash from any new coal-fired power plants which will be put up by NPC.

The Pozzolanica Contract is effective for a period of five consecutive five-year terms from its signing, or a period of 25 years from October 20, 1987 or until 2012, subject to cancellation by NPC upon default or any breach of contract by Pozzolanica. At the end of each five-year term, the parties will agree to assess and evaluate the Pozzolanica Contract, and if necessary, revise, alter, modify the same upon their mutual consent.



The Philippine Government has determined the provision of the Pozzolanic Contract which grants Pozzolanic the exclusive right of first refusal to purchase fly ash from the second unit of the Power Plant and from any coal-fired power plant put up by NPC after the execution of the Pozzolanic Contract as invalid. This is the subject of a case filed by Pozzolanic and pending before the regional trial court of Quezon City as of December 31, 2011.

On April 30, 2012, SCPC, as new owner of the Power Plant and Pozzolanic sealed a new contract valid and effective for a period of 15 years beginning February 1, 2012. Pozzolanic, as agreed, shall purchase 100% percent of fly ashes produced or generated by the Power Plant.

g. Temporary Restraining Order on MERALCO

On December 23, 2013, the Supreme Court (SC) issued a temporary restraining order (TRO) to MERALCO enjoining it from increasing the generation rates it charges to its consumers arising from the increased generation costs from its suppliers for the supply month of November 2013. The said TRO also enjoined the ERC from implementing its December 9, 2013 Order authorizing MERALCO to stagger the collection of its increased generation costs for the supply month of November 2013. The TRO was for a period of 60 days from December 23, 2013 to February 21, 2014.

On January 10, 2014, the SC impleaded MERALCO's suppliers of generation costs, including PEMC, the operator of the WESM, as parties-respondents in the cases.

On February 18, 2014, the SC extended the TRO for another 60 days up to April 22, 2014.

On April 24, 2014, the SC issued a resolution and corresponding TRO, extending indefinitely the TRO issued on December 23, 2013 and February 18, 2014.

As a result of the TRO, MERALCO has not been able to fully bill its consumers for the generation costs for the supply month of November 2013; and in turn, it has not been able to fully pay its suppliers of generation costs, including PEMC.

On March 11, 2014, the ERC released its ERC Order (Case No 2014-021MC, dated March 3, 2014) voiding the Luzon WESM prices during the November and December 2013 supply months and declaring the imposition of regulated prices in lieu thereof. PEMC was hereby directed within seven days from receipt of the Order to calculate these regulated prices and implement the same in the revised WESM bills of the concerned Distribution Utilities (DUs) in Luzon for the November and December 2013 supply months for their immediate settlement, except for MERALCO whose November 2013 WESM bill shall be maintained in compliance with the TRO issued by the SC.

Several generation companies and distribution companies filed their respective Motions for Reconsideration of the March 3, 2014 ERC Order. SCPC filed its Motion for Reconsideration with Motion for Deferment of implementation of the Order dated March 3, 2014 on March 31, 2014. The said Motions were set for hearing on April 28, 2014.

In the meantime, PEMC issued the adjusted WESM bills to the market participants, including SCPC. In an Order dated March 27, 2014, the ERC directed PEMC to provide the market participants an additional period of 45 days from receipt of the Order within which to comply with the settlement of the adjusted WESM bills in view of the pendency of the various submissions before the ERC.



During the hearing held on April 28, 2014, the ERC directed the parties to submit their respective memoranda by May 2, 2014. In compliance with the directive, SCPC filed a Manifestation on May 2, 2014 that it is adopting its Motion for Reconsideration in lieu of filing a Memorandum. In an Order dated October 15, 2014, the ERC denied SCPC's Motion for Reconsideration.

On December 11, 2014, SCPC filed a Petition for Review with Prayer for Issuance of Temporary Restraining Order and/or Writ of Injunction with the Court of Appeals seeking reversal of the ERC Orders dated March 3, 2014 and October 15, 2014. In a resolution dated April 30, 2015, SCPC's Petition was consolidated with other related cases filed by other generation companies before the Court of Appeals. PEMC and ERC filed their respective Consolidated Comments on the consolidated Petitions to which SCPC filed its Reply.

MERALCO filed its Consolidated Motion for Leave to Intervene with Opposition to Prayers for issuance of Temporary Restraining Order and/or Writ of Injunction. SCPC filed its Comment to MERALCO's Consolidated Motion on November 2, 2015.

Pending the finality of the ERC Order dated March 3, 2014 on recalculation of the WESM prices for the November and December 2013 supply months and its effect on each generation company that trade in the WESM, SCPC estimated its exposure to the said ERC order. In relation to the ERC Order, SCPC entered into a special payment arrangement with PEMC for the payment of the customer's reimbursement, through PEMC, in excess of the regulated price for the purchases through spot market in November and December 2013. The payments are over 24 month from June 2014 to May 2016. Total payments amounted to ₱674.00 million.

In a Decision dated November 7, 2017, the Court of Appeals granted SCPC's Petition and declared the ERC's Orders dated March 3, 2014, March 27, 2014 and October 15, 2014 in ERC Case No. 2014-021 as null and void for being issued in violation of the Constitution and the applicable laws.

On December 14, 2017, we received MERALCO's and ERC's Motion for Reconsideration of the Court Appeal's Decision dated December 8, 2017 and December 12, 2017, respectively. Likewise, we received Motions for Leave to Intervene with Motion to Admit Attach Motion for Reconsideration filed by several third parties such as Mercury Drug Corporation, Riverbanks Development Corporation, Philippine Steelmakers Association and Ateneo de Manila University, seeking intervention in the instant case and reconsideration of the Court of Appeal's Decision.

On July 30, 2018, SCPC filed its Consolidated Comment on MERALCO's and ERC's Motion for Reconsideration. On November 29, 2018, the CA directed SCPC to comment on the Motion for Leave to Intervene and to Admit Motion for Reconsideration in Intervention of the CA's decision filed by movant-intervenors PRHC Property Managers Inc. and the Philippine Stock Exchange Centre Condominium Corporation. On December 2018, SCPC instead submitted a Manifestation in lieu of a comment since the grounds relied upon by the movants are similar to the grounds to the other movants already addressed by SCPC in its Consolidated Comment and duly passed upon by the CA in its Resolution dated March 22, 2018.

To date, the CA has yet to resolve ERC's and MERALCO's Motion for Reconsideration.



SLPGC

a. Construction contract

SLPGC entered into a construction contract with DMCI for the construction of its power plant. SLPGC is entitled to liquidating damages at the daily rate of 1/10 of 1% of the Contract Price which in no event shall exceed 10% of the Contract Price. In 2017, SLPGC and DMCI entered into settlement agreement which includes among others reciprocal concession, certain payments, reductions of the contract price and performance of other obligations. The settlement agreement resulted to the recognition by SLPGC of settlement income amounting to ₱133.04 million in 2017 (see Notes 19 and 25).

b. Application for Approval of the Ancillary Services Procurement Agreement (ASPA) between the National Grid Corporation of the Philippines (NGCP) and SLPGC, with Prayer for the Issuance of Provisional Authority

On July 12, 2018, SLPGC and NGCP filed an Application for approval of the Ancillary Services Procurement Agreement, with a Prayer for the Issuance of Provisional Authority, docketed as ERC Case No. 2018-074-RC, where NGCP agreed to procure and SLPGC agreed to supply Ancillary Services in the form of Regulating Reserve under a firm and non-firm arrangement and Contingency Reserve and Dispatchable Reserve under a non-firm arrangement.

Both Companies filed their Joint Pre-trial brief and filed their Compliance with the Jurisdictional Requirements before the ERC. On October 11, 2018, the case was set for jurisdictional hearing, expository presentation, pre-trial conference and evidentiary hearing. ERC directed SLPGC and NGCP to submit additional documents to file its Formal Offer of Evidence.

On November 9, 2018, SLPGC and NGCP filed their Formal Offer of Evidence and Compliance.

As of this date, no decision or resolution from the ERC with regard to the parties' prayer for the issuance of Provisional Authority or the application was received.

SMPC

a. Operating Lease Commitment - as a Lessee

The Parent Company leases land at the minesite and building as office space.

Future minimum rental payables under operating leases follow:

	<u>2018</u>	<u>2017</u>
Within one year	₱28,888,047	₱26,742,800
After one year but not more than five years	20,035,903	44,041,525
	₱48,923,950	₱70,784,325

b. Special Order (SO) No. 2017-042, Series of 2017, *Creation of DENR Regional Team to Conduct Investigation on the Semirara Mining and Power Corporation*

On February 9, 2017, the Parent Company received a Special Order (SO) No. 2017-042, Series of 2017 from Department of Environment and Natural Resources-Environment Management Bureau (DENR-EMB) Region VI.



The DENR Team that was created through the SO conducted monitoring, inspection and investigation of the following in relation to the Parent Company's activities in Semirara Island:

- Compliance to their ECC;
- Ambient Air and Water Monitoring of Semirara Island;
- Investigation of alleged reclamation of the Parent Company; and
- Livelihood and Community Status in Semirara Island.

In accordance with the SO, the DENR Team proceeded with the investigation, monitoring and inspection on February 9 and 10, 2017. On March 13, 2017, the DENR-EMB Region 6 provided the Parent Company with the results of the investigation without adverse findings in particularly the report noted that the Parent Company was very much compliant with its ECC conditions.

c. Effectivity of Revenue Regulations (RR) 1-2018

On January 5, 2018, RR 1-2018 took effect pursuant to the effectivity of the Tax Reform for Acceleration and Inclusion (TRAIN) law beginning January 1, 2018. Among others, the new tax law raised the excise tax rates on domestic and imported coal from ₱10.0 per metric ton (MT) to ₱50.0 per MT in the first year of implementation, ₱100.0/MT in the second year, and ₱150.0/MT in the third and succeeding years. Based also on the RR, coal produced under coal operating contracts entered into by the government pursuant to PD No. 972, as well as those exempted from excise tax on mineral products under other laws, shall now be subject to the applicable rates beginning January 1, 2018.

On February 21, 2018, SMPC requested for a clarification on this with the tax bureau and submitted a supplemental letter explaining why the excise tax provisions on coal under the TRAIN law will not apply to SMPC under the terms and conditions of its Coal Operating Contract (COC) with the Department of Energy. In response, on December 17, 2018, Revenue Memorandum Circular (RMC) No. 105-2018 was issued, clarifying the payment of excise tax on domestic coal sales and specifically identifying SMPC as merely a collecting agent (SMPC collected from customers and remitted to the tax bureau). The RMC did not provide for the excise tax treatment of coal export sales (per RMC, this will be tackled in a separate revenue memorandum issuance), but management believes that SMPC is similarly not liable for this under the terms of its existing COC. Given this, management believes that both the timing and the amount of excise tax on exported coal that will be due from SMPC, if any, are uncertain as of December 31, 2018 and will only be confirmed when the said issuance will be issued by the tax bureau.

The Group

The Group is contingently liable with respect to certain taxation matters, lawsuits and other claims which are being contested by management, the outcome of which are not presently determinable. Management believes that the final resolution of these claims will not have a material effect on the consolidated financial statements. The information usually required by PAS 37 is not disclosed as it will prejudice the outcome of the lawsuits and claims.

See significant judgments and estimates disclosures in Note 3.

30. Financial Risk Management Objectives and Policies

The Group has various financial assets such as cash and cash equivalents, receivables, and environmental guarantee fund, which arise directly from operations.



The Group's financial liabilities comprise trade and other payables, short-term loans, long-term debt and other noncurrent liabilities. The main purpose of these financial liabilities is to raise finance for the Group's operations. The main risks arising from the Group's financial instruments are price risk, interest rate risk, liquidity risk, foreign currency risk and credit risk. The BOD reviews and approves policies for managing each of these risks which are summarized below.

The sensitivity analyses have been prepared on the following basis:

- Price risk - movement in one-year historical coal prices
- WESM price risk - movement of WESM price for energy
- Interest rate risk - market interest rate on loans
- Foreign currency risk - yearly movement in the foreign exchange rates

The assumption used in calculating the sensitivity analyses of the relevant income statement item is the effect of the assumed changes in respective market risks. This is based on the financial assets and financial liabilities held at December 31, 2018 and 2017.

WESM Price risk

Price risk is the risk that the fair value or future cash flows of a financial instrument will fluctuate because of changes in market prices (other than those arising from interest rate risk or currency risk), whether those changes are caused by factors specific to the individual financial instrument or its issuer, or factors affecting all similar financial instruments traded in the market.

The price that the Group can charge for its coal is directly and indirectly related to the price of coal in the world coal market. In addition, as the Group is not subject to domestic competition in the Philippines, the pricing of all of its coal sales is linked to the price of imported coal. World thermal coal prices are affected by numerous factors outside the Group's control, including the demand from customers which is influenced by their overall performance and demand for electricity. Prices are also affected by changes in the world supply of coal and may be affected by the price of alternative fuel supplies, availability of shipping vessels as well as shipping costs.

As the coal price is reset on a periodic basis under coal supply agreements, this may increase its exposure to short-term coal price volatility.

There can be no assurance that world coal prices will be sustained or that domestic and international competitors will not seek to replace the Group in its relationship with its key customers by offering higher quality, better prices or larger guaranteed supply volumes, any of which would have a materially adverse effect on the Group's profits.

To mitigate this risk, the Group continues to improve the quality of its coal and diversify its market from power industry, cement industry, other local industries and export market. This will allow flexibility in the distribution of coal to its target customers in such manner that minimum target average price of its coal sales across all its customers will still be achieved (i.e., domestic versus export). Also, in order to mitigate any negative impact resulting from price changes, it is the Group's policy to set minimum contracted volume for customers with long-term supply contracts for each given period (within the duration of the contract) and pricing is negotiated on a monthly basis to even out the impact of any fluctuation in coal prices, thus, protecting its target margin.

The excess volumes are allocated to spot sales which may command different price than those contracted already since the latter shall follow pricing formula per contract.



Nevertheless, on certain cases temporary adjustments on coal prices with reference to customers following a certain pricing formula are requested in order to recover at least the cost of coal if the resulting price is abnormally low vis-à-vis cost of production (i.e., abnormal rise in cost of fuel, foreign exchange).

Below are the details of the Group's coal sales to the domestic market and to the export market (as a percentage of total coal sales volume):

	2018	2017
Domestic market	43.67%	33.51%
Export market	56.33%	66.49%

The following table shows the effect on income before income tax should the change in the prices of coal occur based on the inventory of the Group as of December 31, 2018 and 2017 with all other variables held constant. The change in coal prices used in the simulation assumes fluctuation from the lowest and highest price based on one-year historical price movements in 2018 and 2017.

Change in coal price	Effect on income before income tax	
	Increase (decrease)	
	2018	2017
<i>Based on ending coal inventory</i>		
Increase by 21% in 2018 and 19% in 2017	₱394,954,633	₱182,728,821
Decrease by 21% in 2018 and 19% in 2017	(394,954,633)	(182,728,821)
<i>Based on coal sales volume</i>		
Increase by 21% in 2018 and 19% in 2017	₱1,835,205,392	₱2,814,557,292
Decrease by 21% in 2018 and 19% in 2017	(1,835,205,392)	(2,814,557,292)

Price Risk

This is the risk relating to the movement of WESM and its impact to the derivatives arising from the contract of differences discussed in Note 6.

The following table demonstrates the sensitivity to a reasonably possible change in WESM prices compared to the strike price of ₱3.35 and ₱4.25 in 2018 and 2017, respectively, with all variables held constant of the Group's income before taxes (amounts in thousands).

	Movement in average WESM price	Increase (decrease) in financial assets at FVPL
2018	+2%	(₱481,800) 219,000
2017	+4%	(77,381) 114,619

Interest rate risk

The Group's exposure to the risk of changes in market interest rates relates primarily to the Group's long-term debt with floating interest rates. The Group's policy is to manage its interest cost using a mix of fixed and variable rate debts. The Group's policy is to maintain a balance of Philippine Peso-denominated and US\$-denominated debts.



The following table shows the information about the Group's financial instruments that are exposed to cash flow (floating rate instrument) and fair value (fixed rate instrument) interest rate risks and presented by maturity profile:

	Interest	2018					Carrying Value
		Within 1 year	More than 1 year to 2 years	More than 2 years to 3 years	More than 3 years to 4 years	More than 4 years	
Cash in banks and cash equivalents	1.10% to 7.50%	₱1,897,142,279	₱-	₱-	₱-	₱-	₱1,897,142,279
Foreign long-term debt at floating rate							
a. \$27.06 million loan (US\$)	Floating rate to be repriced every 3 months	₱1,422,670,526	₱-	₱-	₱-	₱-	₱1,422,670,526
b. \$17.16 million loan (US\$)	Floating rate to be repriced every 3 months based on 3 months LIBOR plus a spread of 0.86%	902,467,711	-	-	-	-	902,467,711
Peso long-term debt at floating rate							
c. ₱2,100 million loan (PHP)	Floating rate to be repriced every 3 months based on 3-months PDST-R2 plus a spread of one percent (1%)	525,000,000	525,000,000	131,250,000	-	-	1,181,250,000
d. ₱1,400.00 million loan (PHP)	Floating rate to be repriced every 3 months	-	1,400,000,000	-	-	-	1,400,000,000
e. ₱750.00 million loan (PHP)	Floating rate to be repriced every 3 months	-	750,000,000	-	-	-	750,000,000
f. ₱11,500.00 million loan (PHP)	Floating rate to be repriced every 3 months	1,703,703,704	1,700,208,102	1,700,426,794	846,338,487	-	5,950,677,087
g. ₱3,000.00 million loan (PHP)	Fixed annual interest rate of 4.9% per annum	-	-	741,871,802	748,115,120	1,499,744,137	2,989,731,059
		₱4,553,841,941	₱4,375,208,102	₱2,573,548,596	₱1,594,453,607	₱1,499,744,137	₱14,596,796,383



2017

	Interest	Within 1 year	More than 1 year to 2 years	More than 2 years to 3 years	More than 3 years to 4 years	More than 4 years	Carrying Value
Cash in banks and cash equivalents	1.10% to 4.10%	₱8,465,849,568	₱-	₱-	₱-	₱-	₱8,465,849,568
Foreign long-term debt at floating rate							
a. \$27.06 million loan (US\$)	Floating rate to be repriced every 3 months	₱-	₱1,350,968,798	₱-	₱-	₱-	₱1,350,968,798
b. \$23.95 million loan (US\$)	Floating rate to be repriced every 3 months	1,196,006,613	-	-	-	-	1,196,006,613
c. \$17.16 million loan (US\$)	Floating rate to be repriced every 3 months	-	856,983,887	-	-	-	856,983,887
Peso long-term debt at floating rate							
d. ₱3,000.00 million loan	PDST-F benchmark yield for 3-month treasury securities + 1.75%. Starting August 2015, PDST-R2 + 1.95%	-	-	-	738,928,137	2,246,135,935	2,985,064,072
e. ₱2,100.00 million loan	Floating rate to be repriced every 3 months	656,250,000	525,000,000	525,000,000	131,250,000	-	1,837,500,000
f. ₱1,400.00 million loan	Floating rate to be repriced every 3 months	-	-	1,400,000,000	-	-	1,400,000,000
g. ₱750.00 million loan	Floating rate to be repriced every 3 months	-	-	750,000,000	-	-	750,000,000
h. ₱11,500.00 million loan	PDST-F + Spread or BSP Overnight Rate, whichever is higher	1,696,166,047	1,698,330,989	1,700,042,952	1,701,818,824	851,595,990	7,647,954,802
		₱3,548,422,660	₱4,431,283,674	₱4,375,042,952	₱2,571,996,961	₱3,097,731,925	₱18,024,478,172



The following table demonstrates the sensitivity of the Group's income before income tax to a reasonably possible change in interest rates on December 31, 2018 and 2017, with all variables held constant, through the impact on floating rate borrowings:

Basis points	Effect on income before income tax	
	Increase (decrease)	
	2018	2017
+100	(₱7,287,372)	(₱5,022,547)
-100	7,287,372	5,023,547

The assumed movement in basis points for interest rate sensitivity analysis is based on the Group's historical changes in market interest rates on bank loans.

There was no effect on the equity other than those affecting the income before tax.

Liquidity risk

Liquidity risk is the risk that an entity will encounter difficulty in meeting obligations associated with financial liabilities. The Group's objective is to maintain a balance between continuity of funding and flexibility through the use of bank loans. The Group's policy is to maintain a level of cash that is sufficient to fund its monthly cash requirements, at least for the next four to six months. Capital expenditures are funded through a mix of suppliers' credit, letters of credit, trust receipts and long-term debt, while operating expenses and working capital requirements are funded through cash collections. A significant part of the Group's financial assets that are held to meet the cash outflows include cash equivalents and trade receivables. Although trade receivables are contractually collectible on a short-term basis, the Group expects continuous cash inflows through continuous production and sale of coal and power generation. In addition, although the Group's short-term deposits are collectible at a short notice, the deposit base is stable over the long term as deposit rollovers and new deposits can offset cash outflows.

Moreover, the Group considers the following as mitigating factors for liquidity risk:

- It has available lines of credit that it can access to answer anticipated shortfall in sales and collection of receivables resulting from timing differences in programmed inflows and outflows.
- It has very diverse funding sources.
- It has internal control processes and contingency plans for managing liquidity risk. Cash flow reports and forecasts are reviewed on a weekly basis in order to quickly address liquidity concerns. Outstanding trade receivables are closely monitored.

As part of its liquidity risk management, the Group regularly evaluates its projected and actual cash flows. It also continuously assesses conditions in the financial markets for opportunities to pursue fund raising activities. Fund-raising activities may include obtaining bank loans.



The tables below summarize the maturity profile of the Group's financial assets and liabilities as of December 31, 2018 and 2017 based on contractual payments:

	2018					Total
	Less than 6 months	More than 6 months to 12 months	More than 1 year to 2 years	More than 2 years to 3 years	More than 3 years	
Financial Assets						
Cash in banks and cash equivalents	₱1,897,142,279	₱-	₱-	₱-	₱-	₱1,897,142,279
Receivables						
Trade:						
Outside parties	5,457,029,927	-	-	-	1,564,439,082	7,021,469,009
Related parties	47,521,278	-	-	-	-	47,521,278
Others*	219,911,886	-	-	-	5,815,359	225,727,245
Financial asset at FVPL	-	91,810,273	76,876,752	76,876,752	-	245,563,777
Environmental guarantee fund	-	-	-	-	3,520,000	3,520,000
	7,621,605,370	91,810,273	-	-	1,573,774,441	9,440,943,588
Financial Liabilities						
Trade and other payables						
Trade:						
Payable to suppliers and contractors	6,504,979,399	-	-	-	-	6,504,979,399
Related parties	865,029,191	-	-	-	-	865,029,191
Accrued expenses and other payables**	741,811,581	-	-	-	-	741,811,581
Long-term debt at floating rate***						
\$27.06 million loan (US\$) with interest payable in arrears	1,422,670,526	-	-	-	-	1,422,670,526
\$17.16 million loan (US\$) with interest payable in arrears	902,467,711	-	-	-	-	902,467,711
₱2,100.00 million loan (PHP) with interest payable in arrears	-	525,000,000	525,000,000	131,250,000	-	1,181,250,000
₱1,400.00 million loan (PHP) with interest payable in arrears	-	-	1,400,000,000	-	-	1,400,000,000
₱750.00 million loan (PHP) with interest payable in arrears	-	-	750,000,000	-	-	750,000,000
	₱10,436,958,408	₱525,000,000	₱2,675,000,000	₱131,250,000	₱-	₱13,768,208,408

*excludes advances for liquidation

**excludes statutory liabilities

***includes interest payable



	2017					Total
	Less than 6 months	More than 6 months to 12 months	More than 1 year to 2 years	More than 2 years to 3 years	More than 3 years	
Financial Assets						
Cash in banks and cash equivalents	₱8,465,849,568	₱-	₱-	₱-	₱-	₱8,465,849,568
Receivables						
Trade:						
Outside parties	4,008,833,101	545,381,932	-	1,564,439,082	3,541,205	6,122,195,320
Related parties	241,052,373	-	-	-	-	241,052,373
Others*	103,385,887	-	-	-	-	103,385,887
Financial asset at FVPL	30,811,362	51,352,271	51,430,195	30,535,524	55,538,651	219,668,003
Environmental guarantee fund	-	-	-	-	3,520,000	3,520,000
	12,849,932,291	596,734,203	51,430,195	1,594,974,606	62,599,856	15,155,671,151
Financial Liabilities						
Trade and other payables						
Trade:						
Payable to suppliers and contractors	6,226,941,975	-	-	-	-	6,226,941,975
Related parties	1,610,123,194	-	-	-	-	1,610,123,194
Accrued expenses and other payables**	305,551,682	-	-	-	-	305,551,682
Other noncurrent liabilities	-	-	46,231,575	-	-	46,231,575
Long-term debt at floating rate***						
\$27.06 million loan (US\$) with interest payable in arrears	11,946,842	11,946,842	1,362,915,640	-	-	1,386,809,324
\$23.95 million loan (US\$) with interest payable in arrears	1,203,525,518	-	-	-	-	1,203,525,518
\$17.16 million loan (US\$) with interest payable in arrears	6,745,035	6,745,035	864,853,094	-	-	878,343,164
₱2,100.00 million loan with interest payable in arrears	429,121,875	297,871,875	595,743,750	595,743,750	148,935,938	2,067,417,188
₱1,400.00 million loan with interest payable in arrears	22,120,000	22,120,000	44,240,000	1,407,373,333	-	1,495,853,333
₱750.00 million loan with interest payable in arrears	14,812,500	14,812,500	29,625,000	772,218,750	-	831,468,750
PDST-F benchmark yield for 3-month treasury securities + 1.75%	984,252,581	969,121,069	1,892,847,602	1,832,321,555	2,634,995,992	8,313,538,799
	₱10,815,141,202	₱1,322,617,321	₱4,836,456,661	₱4,607,657,388	₱2,783,931,930	₱24,365,804,502

*excludes advances for liquidation

**excludes statutory liabilities

***includes interest payable



Foreign currency risk

Majority of the Group's revenue are generated in Philippine Peso, however, there are also significant export coal sales as well as capital expenditures which are in US\$.

The Group manages this risk by matching receipts and payments in the same currency and monitoring. Approximately, 56.33% and 66.49% of the Group's sales in 2018 and 2017, respectively, were denominated in US\$ whereas approximately 15.93% and 18.98% of debts as of December 31, 2018 and 2017, respectively, were denominated in US\$.

Information on the Group's foreign currency-denominated monetary assets and liabilities and their Philippine Peso equivalents follow:

	December 31, 2018		December 31, 2017	
	US Dollar	Peso Equivalent	US Dollar	Peso Equivalent
Assets				
Cash and cash equivalents	\$3,685,520	₱193,784,642	\$63,213,830	₱3,156,266,532
Trade receivables	21,586,627	1,135,024,848	16,931,380	845,383,803
Liabilities				
Trade payables	(63,568,846)	(3,342,449,923)	(11,896,169)	(593,975,718)
Long-term debt	(44,220,963)	(2,325,138,235)	(68,174,630)	(3,403,959,276)
Net exposure	(\$82,517,662)	(₱4,338,778,668)	\$74,411	₱3,715,341

The exchange rates used were ₱52.58 to \$1 and ₱49.93 to \$1 in 2018 and 2017, respectively.

The following table demonstrates the sensitivity to a reasonably possible change in foreign exchange rates, with all variables held constant, of the Group's income before income tax (due to changes in the fair value of monetary assets and liabilities) as of December 31, 2018 and 2017.

Reasonably possible change in the Philippine Peso-US\$ exchange rate	Increase (decrease) in income before income tax	
	2018	2017
₱2	(₱165,035,324)	₱148,822
(2)	165,035,324	(148,822)

There is no impact on the Group's equity other than those already affecting profit or loss. The movement in sensitivity analysis is derived from current observations on movement in dollar average exchange rates.

The Group recognized net foreign exchange losses (realized and unrealized) amounting to ₱388.31 million, ₱392.45 million and ₱403.43 million in 2018, 2017 and 2016, respectively, arising from the translation of the Group's cash and cash equivalents, trade receivables, trade payables, short-term loans and long-term debt.

Credit risk

Credit risk is the risk that counterparty will not meet its obligations under a financial instrument or customer contract, leading to a financial loss.

The Group manages and controls credit risk by doing business with recognized, creditworthy third parties, thus, there is no requirement for collateral. It is the Group's policy that all customers who wish to trade on credit terms are subject to credit verification procedures. The Group evaluates the financial condition of the local customers before deliveries are made to them.



On the other hand, export sales are covered by sight letters of credit issued by foreign banks subject for the Group's approval, hence, mitigating the risk on collection. In addition, receivable balances are monitored on an ongoing basis with the result that the Group's exposure to doubtful accounts is not significant. The Group generally bills 80% of coal delivered payable within 30 days upon receipt of billing and the remaining 20% payable within 15 days after receipt of final billing based on final analysis of coal delivered. The Group's exposure to credit risk from trade receivables arise from the default of the counterparty with a maximum exposure equal to their carrying amounts.

With respect to the credit risk arising from the other financial assets of the Group, which comprise cash and cash equivalents, other receivables, environmental guarantee fund and investment in sinking fund, the exposure to credit risk arises from default of the counterparty with a maximum exposure to credit risk equal to the carrying amount of the financial assets as of reporting date. The Group does not hold any collateral or other credit enhancement that will mitigate credit risk exposure. The Group transacts only with institutions or banks and third parties that have proven track record in financial soundness. The management does not expect any of these institutions to fail in meeting their obligations, however, due to the regulated environment that the Group operates in, collectability of financial assets is impacted by government regulations or actions.

The credit risk is concentrated to the following markets:

	2018	2017
Trade receivables - outside parties	96.78%	95.53%
Trade receivables - related parties	0.54	3.00
Others	2.68	1.47
	100.00	100.00

As of December 31, 2018 and 2017, the credit quality per class of financial assets is as follows:

	2018					
	Neither Past Due nor Impaired		Substandard Grade	Past due and/or Individually Impaired		Total
	Grade A	Grade B				
Cash in banks and cash equivalents	P1,897,142,279	P-	P-	P-	P1,897,142,279	
Receivables:						
Trade receivables - outside parties	6,268,850,376	-	-	2,317,057,715	8,585,908,091	
Trade receivables - related parties	47,521,278	-	-	-	47,521,278	
Others*	208,698,354	-	-	6,746,356	215,444,710	
Financial asset at FVPL	245,443,777	-	-	-	245,443,777	
Environmental guarantee fund	3,520,000	-	-	-	3,520,000	
	P8,671,176,064	P-	P-	P2,323,804,071	P10,994,980,135	

*excludes advances to contractors

	2017					
	Neither Past Due nor Impaired		Substandard Grade	Past due and/or Individually Impaired		Total
	Grade A	Grade B				
Cash in banks and cash equivalents	P8,465,849,568	P-	P-	P-	P8,465,849,568	
Receivables:						
Trade receivables - outside parties	5,028,346,509	-	-	2,632,956,928	7,661,303,437	
Trade receivables - related parties	222,300,706	-	-	18,751,667	241,052,373	
Others*	61,290,215	-	-	5,815,359	67,105,574	
Financial asset at FVPL	219,668,003	-	-	-	219,668,003	
Environmental guarantee fund	3,520,000	-	-	-	3,520,000	
	P14,000,975,001	P-	P-	P2,657,523,954	P16,658,498,955	

*excludes advances to contractors



Cash in banks and cash equivalents are short-term placements and working cash fund placed, invested or deposited in foreign and local banks belonging to top ten banks in the Philippines in terms of resources and profitability. These financial assets are classified as Grade A due to the counterparties' low probability of insolvency. Trade receivables - related parties are apportioned between Grade A and Past due and/or individually impaired. Environmental guarantee fund is assessed as Grade A since this is deposited in a reputable bank, which has a low probability of insolvency.

Grade A are accounts considered to be of high credit rating and are covered with coal supply and power supply contracts. The counterparties have a very remote likelihood of default and have consistently exhibited good paying habits.

Grade B accounts are active accounts with minimal instances of payment default, due to collection issues. These accounts are typically not impaired as the counterparties generally respond to credit actions and update their payments accordingly. The Group determines financial assets as impaired when the probability of recoverability is remote evidenced by the counterparty's financial difficulty.

Substandard grade accounts are accounts which have probability of impairment based on historical trend. Accounts under this group show possible future loss to the Group as a result of default in payment of the counterparty despite of the regular follow-up actions and extended payment terms.

In the Group's assessment, there are no financial assets that will fall under the category substandard grade due to the following reasons:

- Receivables from electricity and local coal sales - transactions are entered with reputable and creditworthy companies.
- Receivables from export coal sales - covered by irrevocable letter of credit at sight from a reputable bank acceptable to the Group.

As of December 31, 2018 and 2017, the aging analyses of the Group's past due and/individually impaired receivables presented per class are as follows:

	2018			
	<u>Past Due but not Impaired</u>		Impaired Financial Assets	Total
	45 Days and Less	More than 45 Days		
<i>Receivables</i>				
Trade receivables - outside parties	₱112,305,296	₱640,313,337	₱1,564,439,082	₱2,317,057,715
Trade receivables - related parties	-	-	-	-
Others	-	930,997	5,815,359	6,746,356
Total	₱112,305,296	₱641,244,334	₱1,570,254,441	₱2,323,804,071

	2017			
	<u>Past Due but not Impaired</u>		Impaired Financial Assets	Total
	45 Days and Less	More than 45 Days		
<i>Receivables</i>				
Trade receivables - outside parties	₱404,573,032	₱689,275,779	₱1,539,108,117	₱2,632,956,928
Trade receivables - related parties	-	18,751,667	-	18,751,667
Others	-	-	5,815,359	5,815,359
Total	₱404,573,032	₱708,027,446	₱1,544,923,476	₱2,657,523,954



Capital management

The primary objective of the Group's capital management strategy is to ensure that it maintains a strong credit rating and healthy capital ratios in order to support its business and maximize shareholder value. The Group manages its capital structure and makes adjustments to it, in light of changes in economic conditions. To maintain or adjust the capital structure, the Group may adjust the dividend payment to shareholders or issue new shares.

No changes were made in the objectives, policies and processes from the previous years.

The Group manages its capital using debt-to-equity ratio, which is interest-bearing loans divided by equity, and EPS. The following table shows the Group's capital ratios as of December 31, 2018 and 2017.

	2018	2017
Interest-bearing loans	₱20,469,028,367	₱18,024,478,172
Total equity	39,932,686,604	37,679,379,140
Debt-equity ratio	51.26%	47.84%
EPS (Note 27)	₱2.83	₱3.33

The debt-to-equity ratio is carefully matched with the strength of the Group's financial position, such that when a good opportunity presents itself, the Group can afford further leverage.

The Group considers short-term loans and long-term debt as 'interest-bearing loans' in determining debt-to-equity ratio.

The following table shows the components of the Group's capital as of December 31, 2018 and 2017:

	2018	2017
Total paid-up capital	₱10,940,136,701	₱10,940,136,701
Acquisition of treasury shares	(739,526,678)	(487,919,538)
Remeasurement losses on pension plan	(35,995,822)	(86,238,763)
Retained earnings - unappropriated	20,468,072,403	18,013,400,740
Retained earnings - appropriated	9,300,000,000	9,300,000,000
	₱39,932,686,604	₱37,679,379,140

31. Fair Values

Fair Value Information

Cash and cash equivalents, receivables, environmental guarantee fund, trade payables, accrued expenses and other payables, and short-term loans carrying amounts approximate fair value. Most of these financial instruments are relatively short-term in nature.

Financial asset at FVPL

The fair value of the derivative was determined using the market data approach, Monte Carlo simulation valuation which is categorized within Level 3 of the fair value hierarchy.

Long-term debt

The carrying values approximated the fair value because of recent and regular repricing of interest rates (e.g., monthly, quarterly, semi-annual or annual basis) based on current market conditions. In 2018 and 2017, interest rate ranges from 0.50% to 5.01% and 1.26% to 4.90%, respectively.



Fair Value Hierarchy

The Group uses the following hierarchy for determining and disclosing the fair value of financial instruments by valuation technique:

- Level 1: quoted (unadjusted) prices in active markets for identical assets or liabilities
- Level 2: other techniques for which all inputs which have a significant effect on the recorded fair value are observable, either directly or indirectly
- Level 3: techniques which use inputs which have a significant effect on the recorded fair value that are not based on observable market data

There has been no reclassification from Level 1 to Level 2 or 3 category in 2018 and 2017.

32. Notes to Consolidated Statements of Cash Flow

Supplemental disclosure of noncash investing activities follows:

	2018	2017	2016
Depreciation capitalized as coal inventory (Note 10)	₱891,667,535	₱273,405,238	₱157,309,090
Depreciation capitalized as mine properties, mining tools and other equipment (Note 10)	-	-	463,416,913
Transfer from exploration and evaluation asset to property, plant and equipment (Note 10)	-	-	4,947,746,319

Changes in liabilities and equity arising from financing activities in 2018 and 2017 follows:

	For the Year Ended December 31, 2018				
	January 1, 2018	Net cash flows	Foreign exchange movement	Noncash	December 31, 2018
Short-term loans (Note 13)	₱-	₱5,872,231,984	₱-	₱-	₱5,872,231,984
Long-term debt (Note 14)	18,024,478,172	(3,539,074,467)	100,297,643	11,095,035	14,596,796,383
Dividend payable (Note 15)	1,977,388	(9,571,357,480)	-	9,570,709,395	1,329,303
Treasury shares (Note 17)	(487,919,538)	(251,607,140)	-	-	(739,526,678)
	₱17,538,536,022	(₱7,489,807,103)	₱100,297,643	₱9,581,804,430	₱19,730,830,992

	For the Year Ended December 31, 2017				
	January 1, 2017	Net cash flows	Foreign exchange movement	Noncash	December 31, 2017
Short-term loans (Note 13)	₱1,600,000,000	(₱1,600,000,000)	₱-	₱-	₱-
Long-term debt (Note 14)	15,089,746,853	2,911,497,964	15,069,786	8,163,569	18,024,478,172
Dividend payable (Note 15)	614,187	(10,651,501,099)	-	10,652,864,300	1,977,388
Treasury shares (Note 17)	(387,547,028)	(100,372,510)	-	-	(487,919,538)
	₱16,302,814,012	(₱9,440,375,645)	₱15,069,786	₱10,661,027,869	₱17,538,536,022

Noncash changes in pertain to amortization of deferred financing costs and cash dividend declaration by the Parent Company.



33. Operating Segments

Segment Information

For management purposes, the Group is organized into business units based on their products and activities. Segment revenues, cost and operating expenses, profit or loss, segment assets and segment liabilities assume measurement under PFRS.

Reportable operating segments are as follows:

- Mining - engaged in surface open cut mining of thermal coal; and,
- Power - involved in generation of energy available for sale thru bilateral contracts, wholesale electricity market and trading.

No operating segments have been aggregated to form the above reportable operating segments.

The chief operating decision maker (CODM) monitors the operating results of the Group for the purpose of making decisions about resource allocation and performance assessment. Segment performance is evaluated based on revenue, operating profit and pretax income which are measured similarly in the consolidated financial statements. Transactions between operating segments are made at terms and prices agreed upon by the parties.

	2018 (In thousands)				
	Mining	Power	Others	Adjustments and Eliminations	Consolidated
Revenue					
Sales to external customers	₱23,185,658	₱18,782,855	₱-	₱-	₱41,968,513
Inter-segment sales	7,509,845	-	-	(7,509,845)	-
	30,695,503	18,782,855	-	(7,509,845)	41,968,513
Cost of sales*	(11,704,564)	(10,025,836)	-	7,382,656	(14,347,744)
Depreciation and amortization	(4,051,498)	(2,444,928)	-	-	(6,496,426)
Gross profit	14,939,441	6,312,091	-	(127,189)	21,124,343
Operating expenses*	(4,496,082)	(1,971,473)	(20,191)	-	(6,487,746)
Depreciation	(31,955)	(1,256,094)	-	-	(1,288,049)
Operating profit	10,411,404	3,084,524	(20,191)	(127,189)	13,348,548
Other income	2,036,953	571,412	47	(2,000,000)	608,412
Finance income	63,360	65,520	288	-	129,168
Foreign exchange loss - net	(365,574)	(22,736)	-	-	(388,310)
Finance costs	(425,147)	(517,788)	-	-	(942,935)
Pretax income	11,720,996	3,180,932	(19,856)	(2,127,189)	12,754,883
Provision for income tax	(19,906)	(709,577)	(18)	-	(729,501)
Net income	₱11,701,090	₱2,471,355	(₱19,874)	(₱2,127,189)	₱12,025,382
Segment assets	₱42,354,519	₱45,908,359	₱40,201	(₱17,689,225)	₱70,613,854
Deferred tax assets	66,828	368,256	-	-	435,084
	₱42,421,347	₱46,276,615	₱40,201	(₱17,689,225)	₱71,048,938
Segment liabilities	₱8,564,551	₱8,473,182	₱199,838	(₱779,912)	₱16,457,659
Deferred tax liability	-	61,796	-	-	61,796
Long-term debt	5,656,388	8,940,409	-	-	14,596,797
	₱14,220,939	₱17,475,387	₱199,838	(₱779,912)	₱31,116,252
Cash flows arising from:					
Operating activities	₱9,192,381	₱132,620	(₱14,380)	₱192,539	9,503,160
Investing activities	(7,539,776)	945,719	14,431	(1,992,612)	(8,572,238)
Financing activities	(6,636,935)	(2,852,992)	-	2,000,120	(7,489,807)
Other disclosures					
Capital expenditures	₱6,332,006	₱3,182,035	₱14,431	₱-	₱9,528,472

*Excluding depreciation and/or amortization



2017 (In thousands)					
	Mining	Power	Others	Adjustments and Eliminations	Consolidated
Revenue					
Sales to external customers	₱23,489,591	₱20,453,898	₱-	₱-	₱43,943,489
Inter-segment sales	6,177,652	-	-	(6,177,652)	-
	29,667,243	20,453,898	-	(6,177,652)	43,943,489
Cost of sales*	(11,636,080)	(9,125,500)	-	6,096,736	(14,664,844)
Depreciation and amortization	(3,504,435)	(2,164,203)	-	-	(5,668,638)
Gross profit	14,526,728	9,164,195	-	(80,916)	23,610,007
Operating expenses*	(4,978,463)	(2,304,386)	(22,194)	-	(7,305,043)
Depreciation	(21,721)	(880,265)	-	-	(901,986)
Operating profit	9,526,544	5,979,544	(22,194)	(80,916)	15,402,978
Other income	2,127,201	948,316	97	(2,000,000)	1,075,614
Finance income	51,469	44,697	231	-	96,397
Foreign exchange loss	(280,408)	(112,045)	-	-	(392,453)
Finance costs	(353,869)	(364,199)	-	-	(718,068)
Pretax income	11,070,937	6,496,313	(21,866)	(2,080,916)	15,464,468
Provision for income tax	(30,028)	(1,225,283)	(17)	-	(1,255,328)
Net income	₱11,040,909	₱5,271,030	(₱21,883)	(₱2,080,916)	₱14,209,140
Segment assets	₱42,104,629	₱44,887,733	₱39,884	(₱18,886,063)	₱68,146,183
Deferred tax assets	85,231	364,992	-	-	450,223
	₱42,189,860	₱45,252,725	₱39,884	(₱18,886,063)	₱68,596,406
Segment liabilities	₱8,519,709	₱6,043,241	₱180,135	(₱1,905,527)	₱12,837,558
Deferred tax liability	-	54,991	-	-	54,991
Long-term debt	7,391,459	10,633,019	-	-	18,024,478
	₱15,911,168	₱16,731,251	₱180,135	(₱1,905,527)	₱30,917,027
Cash flows arising from:					
Operating activities	₱14,362,320	₱5,375,103	(₱155,756)	(₱7,888)	₱19,573,779
Investing activities	(3,863,818)	(2,980,558)	156,069	(1,960,357)	(8,648,664)
Financing activities	(8,993,792)	(2,446,704)	31,875	1,968,245	(9,440,376)
Other disclosures					
Capital expenditures	₱4,301,913	₱2,038,977	₱-	₱-	₱6,340,890

*Excluding depreciation and/or amortization

2016 (In thousands)					
	Mining	Power	Others	Adjustments and Eliminations	Consolidated
Revenue					
Sales to external customers	₱20,079,462	₱16,504,913	₱-	₱-	₱36,584,375
Inter-segment sales	4,077,155	-	-	(4,077,155)	-
	24,156,617	16,504,913	-	(4,077,155)	36,584,375
Cost of sales*	(11,565,489)	(7,728,597)	-	4,216,456	(15,077,630)
Depreciation and amortization	(1,452,763)	(2,170,628)	-	-	(3,623,391)
Gross profit	11,138,365	6,605,688	-	139,301	17,883,354
Operating expenses*	(3,204,037)	(1,737,740)	(300)	-	(4,942,077)
Depreciation	(20,932)	(35,858)	-	-	(56,790)
Operating profit	7,913,396	4,832,090	(300)	139,301	12,884,487
Other income	2,675,074	761,313	2,055	(2,500,000)	938,442
Finance income	40,910	42,284	45	-	83,239
Foreign exchange loss	(347,305)	(56,121)	-	-	(403,426)
Finance costs	(228,372)	(370,621)	-	-	(598,993)
	10,053,703	5,208,945	1,800	(2,360,699)	12,903,749
Benefit from (provision for) income tax	(58,214)	(804,896)	30	-	(863,080)
Net income	₱9,995,489	₱4,404,049	₱1,830	(₱2,360,699)	₱12,040,669

(Forward)



2016 (In thousands)					
	Mining	Power	Others	Adjustments and Eliminations	Consolidated
Segment assets	₱41,131,197	₱44,531,792	₱163,763	(₱20,584,793)	₱65,241,959
Deferred tax assets	53,816	465,538	394	–	519,748
	₱41,185,013	₱44,997,330	₱164,157	(₱20,584,793)	₱65,761,707
Segment liabilities	₱9,518,662	₱10,439,221	₱157,951	(₱3,731,415)	₱16,384,419
Deferred tax liability	–	1,231	–	–	1,231
Long-term debt	5,618,308	9,471,439	–	–	15,089,747
	₱15,136,970	₱19,911,891	₱157,951	(₱3,731,415)	₱31,475,397
Cash flows arising from:					
Operating activities	₱10,448,825	₱6,811,400	₱30,031	(₱6,115)	₱17,284,141
Investing activities	(3,586,470)	(1,949,394)	(27,898)	(1,989,385)	(7,553,147)
Financing activities	(5,037,154)	(4,275,204)	–	1,995,500	(7,316,858)
Other disclosures					
Capital expenditures	₱3,134,107	₱3,032,163	₱–	₱–	₱6,166,270
Provision for inventory obsolescence	1,239	–	–	–	1,239

*Excluding depreciation and/or amortization

Intersegment revenues, other income, cost and expenses are eliminated in the consolidation under adjustments and eliminations.

Significant noncash items charged to comprehensive income include change in rehabilitation plan in 2018, impairment of capitalized development cost for clay business in 2017, loss on property, plant and equipment write-down in 2016, and depreciation and amortization.

Segment assets exclude deferred tax assets amounting to ₱435.08 million, ₱450.22 million and ₱519.75 million in 2018, 2017 and 2016, respectively.

Capital expenditures consist of additions to property, plant and equipment, excluding reclassification of exploration and evaluation asset to 'Property, plant and equipment' in 2016.

All noncurrent assets other than financial instruments are located in the Philippines.

Disaggregation of Revenue Information

Set out below is the disaggregation of the Group's revenue from contracts with customers:

Revenues from coal sales

	2018	2017	2016
Domestic market	₱10,125,347,705	₱7,871,248,442	₱5,742,358,094
Export market	13,060,310,428	15,618,342,110	14,337,103,962
	₱23,185,658,133	₱23,489,590,552	₱20,079,462,056

Substantially all revenues from external customer are from open cut mining and sales of thermal coal. Local and export classification above is based on the geographic location of the customer. Customers on the export sales are significantly from China.

All of the Group's sales of coal are revenue from contracts with customers recognized at point in time.



Revenues from power sales

	2018	2017	2016
Bilateral contracts			
Distribution utility	₱8,409,364,280	₱8,769,162,155	₱8,273,775,200
RES	7,197,606,624	9,513,688,386	6,400,829,979
Others	30,228,640	19,309,747	1,227,189,061
	15,637,199,544	18,302,160,288	15,901,794,240
Spot sales			
WESM	3,145,655,146	2,151,738,379	603,118,844
	₱18,782,854,690	₱20,453,898,667	₱16,504,913,084

All revenues from power are derived from the Philippine market and are revenue from contracts with customers recognized over time.

Set-out below is the reconciliation of contracts with customers with the amounts disclosed in segment information:

	For the Year ended December 31, 2018				
	Domestic coal sales	Export coal sales	Bilateral contracts	Spot sales	Total
Revenue					
External customers	₱10,125,347,705	₱13,060,310,428	₱15,637,199,544	₱3,145,655,146	₱41,968,512,823
Inter-segment	7,509,844,508	-	-	-	7,509,844,508
	17,635,192,213	13,060,310,428	15,637,199,544	3,145,655,146	49,478,357,331
Inter-segment adjustments and eliminations	(7,509,844,508)	-	-	-	(7,509,844,508)
	₱10,125,347,705	₱13,060,310,428	₱15,637,199,544	₱3,145,655,146	₱41,968,512,823

	For the Year ended December 31, 2017				
	Domestic coal sales	Export coal sales	Bilateral contracts	Spot sales	Total
Revenue					
External customers	₱7,871,248,442	₱15,618,342,110	₱18,302,160,288	₱2,151,738,379	₱43,943,489,219
Inter-segment	6,177,652,288	-	-	-	6,177,652,288
	14,048,900,730	15,618,342,110	18,302,160,288	2,151,738,379	50,121,141,507
Inter-segment adjustments and eliminations	(6,177,652,288)	-	-	-	(6,177,652,288)
	₱7,871,248,442	₱15,618,342,110	₱18,302,160,288	₱2,151,738,379	₱43,943,489,219

34. Other Matters

a. *Electric Power Industry Reform Act (EPIRA)*

In June 2001, the Congress of the Philippines approved and passed into law R.A. No. 9136, otherwise known as the EPIRA, providing the mandate and the framework to introduce competition in the electricity market. EPIRA also provides for the privatization of the assets of NPC, including its generation and transmission assets, as well as its contract with Independent Power Producers (IPPs). EPIRA provides that competition in the retail supply of electricity and open access to the transmission and distribution systems would occur within three years from EPIRA's effective date. Prior to June 2002, concerned government agencies were to establish WESM, ensure the unbundling of transmission and distribution wheeling rates and remove existing cross subsidies provided by industrial and commercial users to residential customers. The WESM was officially launched on June 23, 2006 and began commercial operations for Luzon. The ERC has already implemented a cross subsidy removal scheme. The inter-regional



grid cross subsidy was fully phased-out in June 2002. ERC has already approved unbundled rates for Transmission Company (TRANSCO) and majority of the distribution utilities.

Under EPIRA, NPC's generation assets are to be sold through transparent, competitive public bidding, while all transmission assets are to be transferred to TRANSCO, initially a government-owned entity that was eventually being privatized. The privatization of these NPC assets has been delayed and is considerably behind the schedule set by the DOE. EPIRA also created PSALM, which is to accept transfers of all assets and assume all outstanding obligations of NPC, including its obligations to IPPs. One of PSALM's responsibilities is to manage these contracts with IPPs after NPC's privatization. PSALM is also responsible for privatizing at least 70% of the transferred generating assets and IPP contracts within three years from the effective date of EPIRA.

In August 2005, the ERC issued a resolution reiterating the statutory mandate under the EPIRA law for the generation and distribution companies, which are not publicly listed, to make an initial public offering (IPO) of at least 15% of their common shares. Provided, however, that generation companies, distribution utilities or their respective holding companies that are already listed in the Philippine Stock Exchange (PSE) are deemed in compliance. SCPC was already compliant with this requirement given that the Parent Company is a publicly listed company.

WESM

With the objective of providing competitive price of electricity, the EPIRA authorized DOE to constitute an independent entity to be represented equitably by electric power industry participants and to administer and operate WESM. WESM will provide a mechanism for identifying and setting the price of actual variations from the quantities transacted under contracts between sellers and purchasers of electricity.

In addition, the DOE was tasked to formulate the detailed rules for WESM which include the determination of electricity price in the market. The price determination methodology will consider accepted economic principles and should provide a level playing field to all electric power industry participants. The price determination methodology was subject to the approval of the ERC.

In this regard, the DOE created Philippine Electricity Market Corporation (PEMC) to act as the market operator governing the operation of WESM. On June 26, 2006, WESM became operational in the Luzon grid and adopts the model of a "gross pool, net settlement" electricity market.

In 2017, the Board of PEMC has approved the transition plan for the creation of an independent market operator (IMO), paving the way for the state firm to finally relinquish control of the WESM.

On February 4, 2018, the DOE published Department Circular No. DC2018-01-0002, "Adopting Policies for the Effective and Efficient Transition to the Independent Market Operator for the Wholesale Electricity Spot Market". This Circular shall take effect immediately after its publication in two newspapers of general circulation and shall remain in effect until otherwise revoked. Pursuant to Section 37 and Section 30 of the EPIRA, jointly with the electric power participants, the DOE shall formulate the detailed rules for the wholesale electricity spot market. Said rules shall provide the mechanism for determining the price of electricity not covered by bilateral contracts between sellers and purchasers of electricity users. The price determination methodology contained in said rules shall be subject to the approval of ERC. Said rules shall also



reflect accepted economic principles and provide a level playing field to all electric power industry participants.

b. *Clean Air Act*

On November 25, 2000, the Implementing Rules and Regulations (IRR) of the Philippine Clean Air Act (PCAA) took effect. The IRR contains provisions that have an impact on the industry as a whole and on SCPC in particular, that need to be complied within 44 months (or until July 2004) from the effectivity date, subject to the approval by DENR. The power plant of SCPC uses thermal coal and uses a facility to test and monitor gas emissions to conform with Ambient and Source Emissions Standards and other provisions of the Clean Air Act and its IRR. Based on SCPC's initial assessment of its power plant's existing facilities, SCPC believes that it is in full compliance with the applicable provisions of the IRR of the PCAA.

The Philippine Government has determined the provision of the Pozzolanic Contract which grants Pozzolanic the exclusive right of first refusal to purchase fly ash from the second unit of the Power Plant and from any coal-fired power plant put up by NPC after the execution of the Pozzolanic Contract as invalid. This is the subject of a case filed by Pozzolanic and pending before the regional trial court of Quezon City as of December 31, 2011.

On April 30, 2012, SCPC as new owner of the Power Plant and Pozzolanic sealed a new contract valid and effective for a period of 15 years beginning February 1, 2012. Pozzolanic, as agreed, shall purchase One Hundred (100 %) percent of fly ashes produced or generated by the Power Plant.

c. *Competitive Selection Process (CSP)*

On June 11, 2015, DOE Circular No. DC2015-06-0008, "Mandating All Distribution Utilities to Undergo CSP In Securing PSAs", was signed, requiring all DUs to conduct a CSP in procuring PSAs. The CSP shall be conducted by a qualified third party duly recognized by the DOE and ERC and, in the case of Electric Cooperatives (ECs), shall be recognized by the National Electrification Administration (NEA). The CSP shall conform with aggregation of DU's uncontracted demand requirement, annual conduct of CSP, and a uniform PSA Template on the terms and conditions to be issued by the ERC and DOE. The circular does not apply to PSAs with tariff rates already approved and/or have been applied for approval by the ERC before the effectivity of the circular. The DOE shall enforce and monitor compliance and the penalty provision through ERC.

On October 20, 2015, the DOE and ERC released Joint Resolution No. 1 (2015), "A Resolution Enjoining All Distribution Utilities to Conduct Competitive Selection Process (CSP) in the Procurement of Supply for Their Captive Market". The DOE and ERC recognize that CSP in the procurement of PSAs by the DUs engenders transparency, enhances security of supply, and ensure stability of electricity prices to captive electricity end-users in the long-term.

On the same day, the ERC signed Resolution No. 13, Series of 2015, "A Resolution Enjoining All Distribution Utilities to Conduct Competitive Selection Process (CSP) in the Procurement of Supply for Their Captive Market". The resolution prescribes that all PSAs shall be awarded to the winning Generation Company following a successful transparent CSP, or by Direct Negotiation in the event of two failed CSPs, and that DUs may adopt any accepted form of CSP. This resolution does not apply to PSAs already filed with the ERC as of its effectivity.

On March 15, 2016, the ERC released Resolution No. 1 Series of 2016, "A Resolution Clarifying the Effectivity of ERC Resolution No.13, series of 2015". The resolution postponed the effectivity of ERC Resolution No.13, Series of 2015 to April 30, 2016. All PSAs executed on or



after the said date shall be required, without exception, to comply with the provisions of the CSP resolution. There should be at least two qualified bids for the CSP to be considered as successful and lastly, the DU shall adopt the Terms of Reference prescribed in Section 2 of ERC Resolution No. 13, Series of 2015. On PSA's with provisions on automatic renewal or extension of term, it shall apply that PSA's approved by ERC or filed before the effectivity of Resolution No. 1, may have one automatic renewal or extension for a period not exceeding one year from the end of their respective terms. There will be no automatic renewal or extension of PSAs upon effectivity of Resolution No. 1.

d. *Retail Competition and Open Access (RCOA)*

Under Section 31 of the Electric Power Industry Reform Act (EPIRA) of 2001, RCOA shall be implemented. In Retail Competition, the Contestable Market are provided electricity by Retail Suppliers through Open Access, wherein qualified Persons are allowed to use the Transmission, and/or Distribution Systems and their associated facilities. The implementation of RCOA is subject to the following conditions; a. Approval of the unbundled transmission and distribution wheeling charges; b. initial implementation of the cross subsidy removal scheme; c. Establishment of the WESM; d. Privatization of at least 70% of the total capacity of generating assets of NPC in Luzon and Visayas; and e. Transfer of the management and control of at least 70% of the total energy output of power plants under contract with NPC to the IPP Administrators.

Upon satisfying these conditions, the ERC declared December 26, 2012 as the Open Access Date where end-users who have an average monthly peak demand for the preceding 12 months, as indicated by a single utility meter, of at least 1MW (the threshold level) qualifies as Contestable Customers (CCs) making up the Contestable Market (Phase 1). After a six-month Transition Period, on June 26, 2013, Retail Supply Contracts (RSCs) entered into by and between the Ccs and their chosen Suppliers where implemented. Phase 2 implementation was set to begin two years after Phase 1. During Phase 2, the threshold level shall be reduced to 750 kW and Aggregators shall be allowed to supply electricity to End-users whose aggregate monthly average peak demand within a Contiguous Area is at least seven hundred fifty kilowatts (750 kW). Subsequently and every year thereafter, the ERC shall evaluate the performance of the market. On the basis of such evaluation, it shall gradually reduce the threshold level until it reaches the household demand level.

On May 12, 2016, ERC Resolution No. 10 (2016), "A Resolution Adopting the Revised Rules for Contestability", was signed. These revised rules aim to clarify and establish the conditions and eligibility requirements for End-users to be part of the Contestable Market; to set the threshold level for the Contestable Market; to ensure the efficient transition towards full contestability and to ensure consumer protection and enhance the competitive operation of the retail electricity market.

The Resolution states that the Threshold Reduction Date covering End-users with an average monthly peak demand of at least 750 kW for the preceding 12 months, is set to June 26, 2016. Thus, on such date, all End-users with an average monthly peak demand of at least 1 MW (1MW Customers) and 750 kW (750 kW Customers), which have been issued Certificates of Contestability by the ERC, shall be allowed to contract with any RES on a voluntary basis. Thereafter, an End-user with an average monthly peak demand of at least 1MW is hereby mandated to enter into RSC with a RES by its mandatory contestability date of December 26, 2016 (This was moved by the ERC to February 26, 2017 through ERC Resolution No. 28 (2016), "Revised Timeframe for Mandatory Contestability, Amending Resolution No. 10, series of 2016, entitled Revised Rules for Contestability" signed on November 15, 2016. Subsequently, an End-user with an average monthly peak demand of at least 750kW is hereby mandated to enter into an



RSC with a RES by its mandatory contestability date of June 26, 2017. The lowering of the threshold to cover an end-user with an average monthly peak demand of at least 500kW is set on June 26, 2018, subject to the review of the performance of the retail market by the ERC. Corollary, in its review of the performance of the retail market, the ERC shall establish a set of criteria as basis for the lowering of the contestability threshold. Retail Aggregation shall subsequently be allowed on June 26, 2018. During this phase, suppliers of electricity shall be allowed to contract with end-users whose aggregate demand within a Contiguous Area is at least 750 kW. Retail Competition and Open Access shall be effective only in grids where the WESM is operational.

On February 21, 2017, the Supreme Court issued a Temporary Restraining Order (TRO), G.R. No. 228588, on the implementation of several ERC Resolutions and a DOE Circular concerning the RCOA. ERC Res 10 & 28, Series of 2016 were among them. In a joint advisory on February 24, 2017, the DOE, ERC and PEMC said that they are in a process of drafting a general advisory for the guidance of RCOA Stakeholders. Issues to be considered are: 1) those who have already executed RSCs and were already registered and switched shall continue to honor their respective RSCs; 2) ongoing applications for registration filed before the Central Registration Body (CRB) may proceed voluntarily; 3) applicants who wish to withdraw or defer their registration before the CRB may do so consistent with the Retail Market Rules provided that the CRB shall not be liable for any legal repercussions that may arise out of the contestable customers' contractual obligations; and 4) remaining contestable customers who have not yet secured their RSCs may continue to negotiate and exercise their power to choose.

e. *Renewable Portfolio Standards (RPS)*

The implementation of the RPS is an important development for the Renewable Energy (RE) Market, and impacts the public as a whole. Republic Act No. 9513 or the Renewable Energy Law gives both fiscal and non-fiscal incentives to investors in order to encourage the promotion and development of renewable energy in the Philippines. Toward this end, the RPS serves as a market-based policy mechanism which makes use of the RE Market to facilitate and commercialize trading in RE Certificates, the latter which are used to satisfy the RPS requirements and increases RE generation in the country.

On December 30, 2017, DOE Circular No. DC2017-12-0015, or the RPS On-Grid Rules, took effect, requiring DUs, electricity suppliers, generating companies supplying directly connected customers, and other mandated energy sector participants to source or produce a certain share of electricity from their Energy Mix from eligible RE resources. These eligible RE facilities include the following technologies: biomass, waste to energy technology, wind, solar, hydro, ocean, geothermal, and other RE technologies later identified by the DOE.

The RPS On-Grid Rules mandates energy sector participants to comply with the minimum annual RPS requirement in order to meet the aspirational target of thirty-five (35%) in the generation mix by 2030.

This minimum RE requirement, however, will not be imposed immediately but in 2020. The 2018 and 2019 years are considered transition years to help the mandated participants comply with the DOE Circular. Additionally, the RPS On-Grid Rules implements a Minimum Annual Incremental RE Percentage to be sold by mandated participants. It is initially set at a minimum of one percent (1%) and applied to net electricity sales or annual energy demand for the next ten years, and used to determine the current year's requirement for RE Certificates (RECs) of the Mandated Participant.



INDEPENDENT AUDITOR'S REPORT ON SUPPLEMENTARY SCHEDULES

The Board of Directors and Stockholders
Semirara Mining and Power Corporation
2/F DMCI Plaza
2281 Don Chino Roces Avenue
Makati City

We have audited in accordance with Philippine Standards on Auditing, the consolidated financial statements of Semirara Mining and Power Corporation and its subsidiaries (the Group) as at and for the years ended December 31, 2018 and 2017 and for each of the three years in the period ended December 31, 2018, included in this Form 17-A, and have issued our report thereon dated March 1, 2019. Our audits were made for the purpose of forming an opinion on the consolidated financial statements taken as a whole. The schedules listed in the Index to the Consolidated Financial Statements and Supplementary Schedules are the responsibility of the Group's management. These schedules are presented for purposes of complying with the Securities Regulation Code Rule No. 68, As Amended (2011) and are not part of the consolidated financial statements. These schedules have been subjected to the auditing procedures applied in the audit of the consolidated financial statements and, in our opinion, fairly state, in all material respects, the information required to be set forth therein in relation to the consolidated financial statements taken as a whole.

SYCIP GORRES VELAYO & CO.



Dhonabee B. Señeres

Partner

CPA Certificate No. 97133

SEC Accreditation No. 1196-AR-2 (Group A),

October 18, 2018, valid until October 17, 2021

Tax Identification No. 201-959-816

BIR Accreditation No. 08-001998-98-2018,

February 2, 2018, valid until February 1, 2021

PTR No. 7332614, January 3, 2019, Makati City

March 1, 2019



**SEMIRARA MINING AND POWER CORPORATION AND SUBSIDIARIES
INDEX TO THE CONSOLIDATED FINANCIAL STATEMENTS
AND SUPPLEMENTARY SCHEDULES**

SUPPLEMENTARY SCHEDULES

- Report of Independent Auditor's on supplementary schedules
- Reconciliation of retained earnings available for dividend declaration (Part 1, 4C; Annex 68-C)
- Schedule of financial soundness indicators (Part 1, 4D)
- Supplementary schedules required by Annex 68-E

Schedule A: Financial Assets

Schedule B: Amounts Receivable from Directors, Officers, Employees, Related Parties and Principal Stockholder (Other Than Related Parties)

Schedule C: Amounts Receivables/Payables from/to Related Parties Which are Eliminated During the Consolidation of Financial Statements

Schedule D: Intangible Assets

Schedule E: Long-Term Debt

Schedule F: Indebtedness to Related Parties

Schedule G: Guarantees of Securities of other Issuers

Schedule H: Capital Stock

- Map of the relationships of the companies within the group (Part 1, 4H)
- Schedule of all the effective standards and interpretations (Part 1, 4J)

SEMIRARA MINING AND POWER CORPORATION
SCHEDULE OF RETAINED EARNINGS AVAILABLE FOR
DIVIDEND DECLARATION
AS OF FOR THE YEAR ENDED DECEMBER 31, 2018

Unappropriated retained earnings, beginning		₱6,607,645,579
Adjustments:		
Deferred tax asset that reduced the amount of income tax expense of prior periods		87,298,689
Unrealized foreign exchange loss - net (except those attributable to cash and cash equivalents)		(100,318,295)
Treasury shares		(487,919,538)
Unappropriated retained earnings, as adjusted to available for dividend distribution, as at December 31, 2017		6,106,706,435
Net income actually earned/realized during the period:		
Net income during the period closed to retained earnings	₱11,707,347,955	
Less: Non actual/unrealized income net of tax		
Equity in net income of associate/joint venture	-	
Unrealized actuarial gain	-	
Fair value adjustment (M2M gains)	-	
Fair value adjustment of Investment Property resulting to gain	-	
Adjustment due to deviation from PFRS/GAAP-gain	-	
Other unrealized gains or adjustments to the retained earnings as a result of certain transactions accounted for under the PFRS	-	
Deferred tax asset that increased the amount of income tax expense	(6,258,973)	
Add: Non-actual losses		
Depreciation on revaluation increment (after tax)	-	
Adjustment due to deviation from PFRS/GAAP-loss	-	
Loss on fair value adjustment of investment property (after tax)	-	
Unrealized foreign exchange loss - net (except those attributable to cash and cash equivalents)	29,289,886	
Net income actually earned during the period	11,730,378,868	
Add (Less):		
Cash dividend declarations during the period	(9,570,709,395)	
Stock dividend declarations during the period	-	
Appropriations of retained earnings during the period	-	
Reversals of appropriations	-	
Effects of prior period adjustments	-	
Treasury shares	(₱251,607,140)	1,908,062,333
TOTAL RETAINED EARNINGS, END		
AVAILABLE FOR DIVIDEND DECLARATION		₱8,014,768,768

SEMIRARA MINING AND POWER CORPORATION AND SUBSIDIARIES
SCHEDULE OF FINANCIAL SOUNDNESS INDICATORS
FOR THE YEARS ENDED DECEMBER 31, 2018 and 2017

Financial Soundness Indicators

Below are the financial ratios that are relevant to the Group for the years ended December 31, 2018 and 2017:

Financial ratios	2018	2017
Current ratio	$\frac{\text{Current assets}}{\text{Current liabilities}}$	1.60:1
Quick ratio	$\frac{\text{Current assets less inventories}}{\text{Current liabilities}}$	1.19:1
Solvency ratio	$\frac{\text{Net income plus depreciation}}{\text{Total liabilities}}$	0.67:1
Debt to equity ratio	$\frac{\text{Interest-bearing loans}}{\text{Total equity}}$	0.48:1
Asset-to-equity ratio	$\frac{\text{Total assets}}{\text{Total equity}}$	1.82:1
Inventory turnover	$\frac{\text{Cost of sales}}{\text{Average inventory}}$	3.60:1
Accounts receivable turnover ratio	$\frac{\text{Net credit sales}}{\text{Average accounts receivable}}$	7.23:1
Interest rate coverage	$\frac{\text{Earnings before interest and taxes}}{\text{Interest expense}}$	22.54:1
Return on assets	$\frac{\text{Net income}}{\text{Average total assets}}$	0.21:1
Return on equity	$\frac{\text{Net income}}{\text{Average total equity}}$	0.39:1
Gross Margin ratio	$\frac{\text{Gross profit}}{\text{Sales}}$	0.54:1
Net profit margin ratio	$\frac{\text{Net income}}{\text{Sales}}$	0.32:1

SEMIRARA MINING AND POWER CORPORATION AND SUBSIDIARIES

SCHEDULE A: FINANCIAL ASSETS

DECEMBER 31, 2018

Name of issuing entity and association of each issue	Number of shares or principal amount of bonds and notes	Amount shown in the balance sheet	Income received and accrued
---	--	--	------------------------------------

NOT APPLICABLE

SEMIRARA MINING AND POWER CORPORATION AND SUBSIDIARIES

SCHEDULE B: AMOUNTS RECEIVABLE FROM DIRECTORS, OFFICERS, EMPLOYEES, RELATED PARTIES AND PRINCIPAL STOCKHOLDER (OTHER THAN RELATED PARTIES)

DECEMBER 31, 2018

Name and Designation of debtor	Balance at beginning of period	Additions	Amounts collected	Amounts written off	Current	Not current	Balance at end of period
---------------------------------------	---------------------------------------	------------------	--------------------------	----------------------------	----------------	--------------------	---------------------------------

Not applicable. The Group's receivables from officers and employees pertain to ordinary purchases subject to usual terms, travel and expense advances and other transactions arising from the Group's ordinary course of business.

SEMIRARA MINING AND POWER CORPORATION AND SUBSIDIARIES**SCHEDULE C: AMOUNTS RECEIVABLES/PAYABLES FROM/TO RELATED PARTIES WHICH ARE ELIMINATED DURING THE CONSOLIDATION OF FINANCIAL STATEMENTS
DECEMBER 31, 2018**

Name of Subsidiaries	Balance at beginning of period	Additions	Amounts collected	Amounts written off	Current	Not current	Balance at end of period
Sem-Calaca Power Corporation	₱2,492,237,402	₱6,069,785,610	₱7,190,259,576	₱-	₱1,371,763,436	₱-	₱1,371,763,436
Semirara Claystone, Inc.	179,842,102	20,204,107	-	-	200,046,209	-	200,046,209
Southwest Luzon Power Generation Corporation	483,072,563	1,482,460,582	1,483,453,722	-	482,079,423	-	482,079,423
Semirara Energy Utilities, Inc.	504,247	34,598	-	-	538,845	-	538,845
Southeast Luzon Power Generation Corporation	296,961	17,245,263	-	-	17,542,224	-	17,542,224
SEM-Cal Industrial Park Developers, Inc.	201,360	-	-	-	201,360	-	201,360
	₱3,156,154,635	₱7,589,730,160	₱8,673,713,298	₱-	₱2,072,171,497	₱-	₱2,072,171,497

SEMIRARA MINING AND POWER CORPORATION AND SUBSIDIARIES**SCHEDULE D: INTANGIBLE ASSETS****DECEMBER 31, 2018**

Description	Beginning balance	Additions at cost	Charged to costs and expenses	Charged to other accounts	Other changes	Ending balance
Computer software	₱13,886,622	₱10,640,402	₱7,473,548	₱-	₱-	₱17,053,476

SEMIRARA MINING AND POWER CORPORATION AND SUBSIDIARIES

SCHEDULE E: LONG-TERM DEBT

DECEMBER 31, 2018

Title of issue and type of obligation	Amount authorized by indenture	Interest rates	Maturity date	Number of periodic installments	Amount shown under caption "Current portion of long-term debt" in related balance sheet	Amount shown under caption "Long-term debt" in related balance sheet
Mortgage payable	₱11,500.00 million	PDST-F + Spread or BSP Overnight Rate, whichever is higher	Various quarterly maturities starting 2015 until 2022	Payable in 27 equal consecutive quarterly installments commencing on November 24, 2015	₱1,703,703,704	₱4,248,990,319
Mortgage payable	₱3,000 million	Fixed Nominal Rate of 4.90%	Various quarterly maturities starting 2021 until 2024	Payable in 16 equal consecutive quarterly installments commencing in May 2011	–	2,987,714,123
Bank loans	₱2,100.00 million	Floating rate to be repriced every 3 months based on 3-months "PDST-R2" plus a spread of one percent (1%)	Various quarterly maturities starting 2018 until 2021	Interest payable every 3 months, principal to be paid every 3 months	525,000,000	656,250,000
Bank loans	₱1,400.00 million	Floating rate to be repriced every 3 months based on 3-Months "PDST-R2" plus a spread of one-half of one percent (0.5%)	February 2020	Interest payable every 3 months, principal to be paid on maturity date	–	1,400,000,000
Bank loans	₱750.00 million	Floating rate to be repriced every 3 months	September 2020	Interest payable every 3 months, principal to be paid on maturity date	–	750,000,000
Bank loans	\$27.06 million loan (US\$)	Floating rate to be repriced every 3 months based on 3-months LIBOR plus a spread of 0.86%	June 2019	Interest payable every 3 months, principal to be paid on maturity date	1,422,670,526	–
Bank loans	\$17.16 million loan (US\$)	Floating rate to be repriced every 3 months based on 3-months LIBOR plus a spread of 0.86%	July 2019	Interest payable every 3 months, principal to be paid on maturity date	902,467,711	–
					₱4,553,841,941	₱10,042,954,442

SEMIRARA MINING AND POWER CORPORATION AND SUBSIDIARIES

SCHEDULE F: INDEBTEDNESS TO RELATED PARTIES

DECEMBER 31, 2018

Name of related party	Balance at beginning of period	Balance at end of period
D.M. Consunji, Incorporated*	₱46,231,574	₱-

**this pertains to noncurrent indebtedness to related parties*

SEMIRARA MINING AND POWER CORPORATION AND SUBSIDIARIES

SCHEDULE G: GUARANTEES OF SECURITIES OF OTHER ISSUERS

DECEMBER 31, 2018

Name of issuing entity of securities guaranteed by the company for which this statements is filed	Title of issue of each class of securities guaranteed	Total amount guaranteed and outstanding	Amount of owned by person for which statement is filed	Nature of guarantee
--	--	--	---	----------------------------

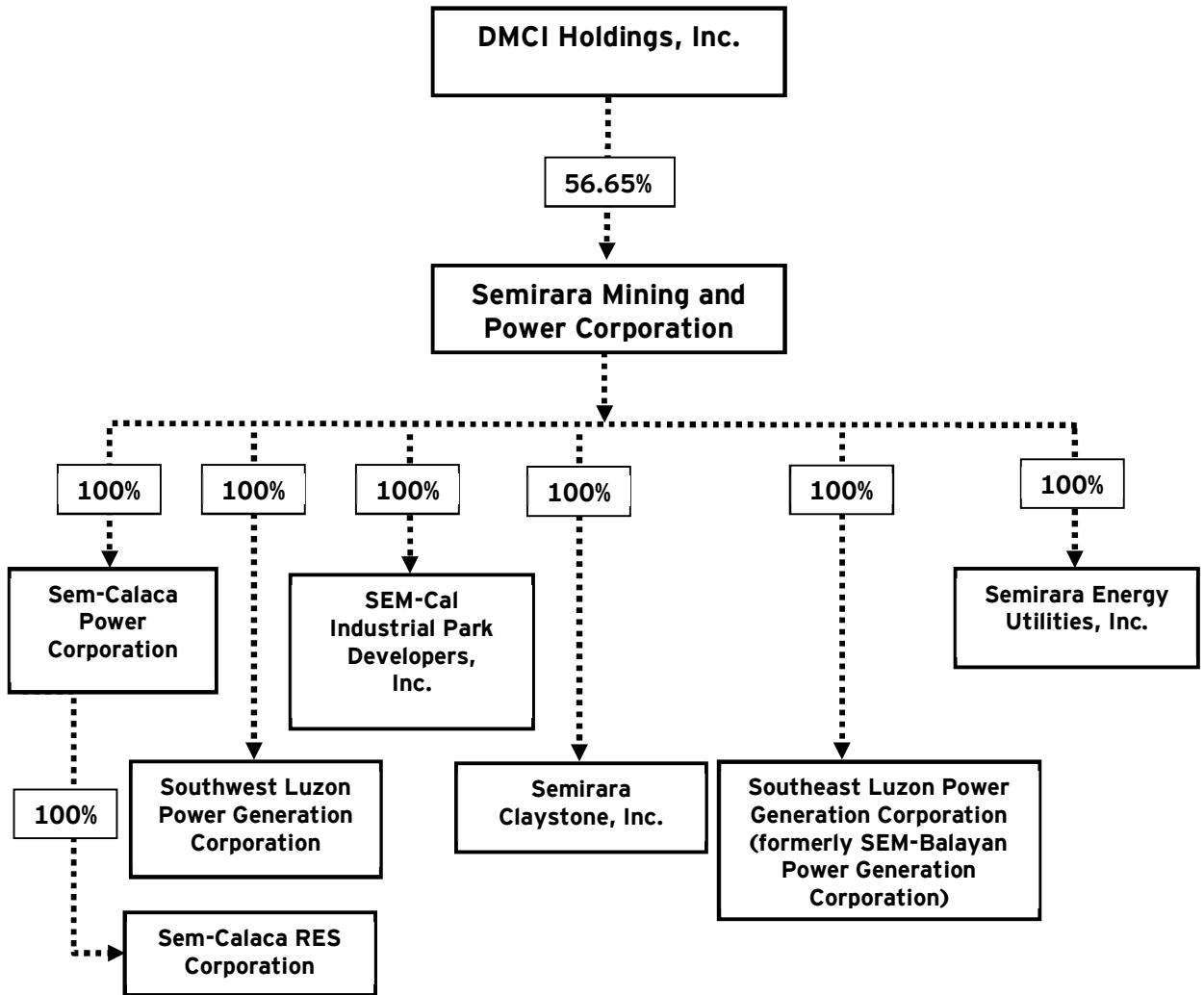
NOT APPLICABLE

SEMIRARA MINING AND POWER CORPORATION AND SUBSIDIARIES**SCHEDULE H: CAPITAL STOCK**

DECEMBER 31, 2018

Title of issue	Number of shares authorized	Number of shares issued and outstanding at shown under related balance sheet caption	Number of shares reserved for options, warrants, conversion and other rights	Number of shares held by		
				Related parties	Directors, officers and employees	Others
Common stock - ₱1 par value	10,000,000,000	4,250,547,620	—	2,944,688,744	42,748,484	1,263,110,392

SEMIRARA MINING AND POWER CORPORATION AND SUBSIDIARIES
MAP OF THE RELATIONSHIPS OF THE COMPANIES WITHIN THE
GROUP
DECEMBER 31, 2018



SEMIRARA MINING AND POWER CORPORATION

SCHEDULE OF ALL EFFECTIVE STANDARDS AND INTERPRETATIONS UNDER PHILIPPINE FINANCIAL REPORTING STANDARDS

Philippine Securities and Exchange Commission (SEC) issued the amended Securities Regulation Code Rule (SRC Rule) 68 and 68.1 which consolidates the two separate rules and labeled in the amendment as “Part I” and “Part II”, respectively. It also prescribed the additional information and schedule requirements for issuers of securities to the public.

Below is the list of all effective Philippine Financial Reporting Standards (PFRS), Philippine Accounting Standards (PAS) and Philippine Interpretations of International Financial Reporting Interpretations Committee (IFRIC) as of December 31, 2018:

PHILIPPINE FINANCIAL REPORTING STANDARDS AND INTERPRETATIONS Effective as of December 31, 2018		Adopted	Not Adopted	Not Applicable
Philippine Financial Reporting Standards				
PFRS 1	First-time Adoption of Philippine Financial Reporting Standards	✓		
PFRS 2	Share-based Payment			✓
	Amendments to PFRS 2, Classification and Measurement of Share-based Payment Transactions			✓
PFRS 3	Business Combinations	✓		
PFRS 4	Insurance Contracts			✓
	Amendments to PFRS 4, Applying PFRS 9 Financial Instruments with PFRS 4 Insurance Contracts			✓
PFRS 5	Non-current Assets Held for Sale and Discontinued Operations	✓		
PFRS 6	Exploration for and Evaluation of Mineral Resources	✓		
PFRS 7	Financial Instruments: Disclosures	✓		
PFRS 8	Operating Segments	✓		
PFRS 9	Financial Instruments	✓		
PFRS 10	Consolidated Financial Statements	✓		
PFRS 11	Joint Arrangements	✓		
PFRS 12	Disclosure of Interests in Other Entities	✓		
PFRS 13	Fair Value Measurement	✓		
PFRS 14	Regulatory Deferral Accounts			✓
PFRS 15	Revenue from Contracts with Customers	✓		
Philippine Accounting Standards				
PAS 1	Presentation of Financial Statements	✓		

PHILIPPINE FINANCIAL REPORTING STANDARDS AND INTERPRETATIONS Effective as of December 31, 2018		Adopted	Not Adopted	Not Applicable
PAS 2	Inventories	✓		
PAS 7	Statement of Cash Flows	✓		
PAS 8	Accounting Policies, Changes in Accounting Estimates and Errors	✓		
PAS 10	Events after the Reporting Period	✓		
PAS 12	Income Taxes	✓		
PAS 16	Property, Plant and Equipment	✓		
PAS 17	Leases	✓		
PAS 19	Employee Benefits	✓		
PAS 20	Accounting for Government Grants and Disclosure of Government Assistance			✓
PAS 21	The Effects of Changes in Foreign Exchange Rates	✓		
PAS 23	Borrowing Costs	✓		
PAS 24	Related Party Disclosures	✓		
PAS 26	Accounting and Reporting by Retirement Benefit Plans			✓
PAS 27	Separate Financial Statements	✓		
PAS 28	Investments in Associates and Joint Ventures	✓		
	Amendments to PAS 28, Measuring an Associate or Joint Venture at Fair Value (Part of Annual Improvements to PFRSs 2014 - 2016 Cycle)	✓		
PAS 29	Financial Reporting in Hyperinflationary Economies			✓
PAS 32	Financial Instruments: Presentation	✓		
PAS 33	Earnings per Share	✓		
PAS 34	Interim Financial Reporting	✓		
PAS 36	Impairment of Assets	✓		
PAS 37	Provisions, Contingent Liabilities and Contingent Assets	✓		
PAS 38	Intangible Assets	✓		
PAS 39	Financial Instruments: Recognition and Measurement	✓		
PAS 40	Investment Property			✓

PHILIPPINE FINANCIAL REPORTING STANDARDS AND INTERPRETATIONS Effective as of December 31, 2018		Adopted	Not Adopted	Not Applicable
	Amendments to PAS 40, Transfers of Investment Property			✓
PAS 41	Agriculture			✓
Philippine Interpretations				
Philippine Interpretation IFRIC-1	Changes in Existing Decommissioning, Restoration and Similar Liabilities	✓		
Philippine Interpretation IFRIC-2	Members' Shares in Co-operative Entities and Similar Instruments			✓
Philippine Interpretation IFRIC-4	Determining whether an Arrangement contains a Lease	✓		
Philippine Interpretation IFRIC-5	Rights to Interests arising from Decommissioning, Restoration and Environmental Rehabilitation Funds	✓		
Philippine Interpretation IFRIC-6	Liabilities arising from Participating in a Specific Market-Waste Electrical and Electronic Equipment			✓
Philippine Interpretation IFRIC-7	Applying the Restatement Approach under PAS 29 Financial Reporting in Hyperinflationary Economies			✓
Philippine Interpretation IFRIC-10	Interim Financial Reporting and Impairment			✓
Philippine Interpretation IFRIC-12	Service Concession Arrangements			✓
Philippine Interpretation IFRIC-14	PAS 19-The Limit on a Defined Benefit Asset, Minimum Funding Requirements and their Interaction			✓
Philippine Interpretation IFRIC-16	Hedges of a Net Investment in a Foreign Operation			✓
Philippine Interpretation IFRIC-17	Distributions of Non-cash Assets to Owners			✓
Philippine Interpretation IFRIC-19	Extinguishing Financial Liabilities with Equity Instruments			✓

PHILIPPINE FINANCIAL REPORTING STANDARDS AND INTERPRETATIONS Effective as of December 31, 2018		Adopted	Not Adopted	Not Applicable
Philippine Interpretation IFRIC-20	Stripping Costs in the Production Phase of a Surface Mine	✓		
Philippine Interpretation IFRIC-21	Levies	✓		
Philippine Interpretation IFRIC-22	Foreign Currency Transactions and Advance Consideration	✓		
Philippine Interpretation SIC-7	Introduction of the Euro			✓
Philippine Interpretation SIC-10	Government Assistance-No Specific Relation to Operating Activities			✓
Philippine Interpretation SIC-15	Operating Leases-Incentives			✓
Philippine Interpretation SIC-25	Income Taxes-Changes in the Tax Status of an Entity or its Shareholders			✓
Philippine Interpretation SIC-27	Evaluating the Substance of Transactions Involving the Legal Form of a Lease			✓
Philippine Interpretation SIC-29	Service Concession Arrangements: Disclosures			✓
Philippine Interpretation SIC-32	Intangible Assets-Web Site Costs			✓

Standards tagged as “Not applicable” have been adopted by the Group but have no significant covered transactions for the year ended December 31, 2018.

Standards tagged as “Not adopted” are standards issued but not yet effective as of December 31, 2018. The Group will adopt the Standards and Interpretations when these become effective.